

Company Code: 601500  
General Share

Company abbreviation:

**Jiangsu General  
Technology Co.**



## Important Notes

**I. The Board of Directors, the Supervisory Committee and the Directors, Supervisors and senior management of the Company guarantee the truthfulness, accuracy and completeness of the contents of the annual report, and that there are no false records, misleading statements or material omissions, and that they shall bear individual and joint legal liabilities.**

**II. All directors of the Company attended the meeting of the Board of Directors.**

**III. Notary Public Tianye Accounting Firm (Special General Partnership) has issued a standard unqualified audit report for the Company.**

**Fourth, the head of the company Gu Cui, the person in charge of accounting work Jiang Jiehua and the head of the accounting organisation (accounting supervisor) Jiang Jiehua statement: to ensure that the annual report of the financial report is true, accurate and complete.**

**V. Proposals for profit distribution or capitalisation of provident fund for the reporting period adopted by resolution of the Board of Directors**

The Company intends to distribute profits for the year 2022 on the basis of the total share capital registered on the date of share registration for the implementation of the equity distribution. In view of the fact that 292,528,735 A shares issued by the Company to the specified parties in 2022 were registered and deposited with China Securities Depository & Clearing Corporation Shanghai Branch on 22 March 2023, the total share capital of the Company increased from 1,288,594,400 shares to 1,581,123,135 shares. Based on the total share capital of 1,581,123,135 shares as at 31 March 2023, the Company proposes to distribute a cash dividend of RMB0.3 (inclusive of tax) for every 10 shares to all shareholders, making a total cash distribution of RMB47,433,694.05 (inclusive of tax).

If there is a change in the total share capital of the Company prior to the share registration date for the implementation of the equity distribution, the amount of distribution per share will remain unchanged and the total amount of distribution will be adjusted accordingly, and a separate announcement will be made to specify the adjustment.

**VI. Statement of risks of forward-looking statements**

☒Applicable ☐Not applicable

This report contains forward-looking statements about future plans and development strategies, which

are subject to uncertainty **and** do not<sup>2022</sup> constitute a representation by the Company to investors.

Substantial commitment, investors are advised to pay attention to the investment risk.

**VII. Whether there is non-operational appropriation**

**of funds by controlling shareholders and other related**

**parties** No

**VIII, Whether there is any violation of the**

**prescribed decision-making procedures for the**

**provision of external guarantees** No

**Nine, Whether more than half of the directors are unable to guarantee the**

**truthfulness, accuracy and completeness of the annual report disclosed by the**

**company** No

**X. Significant Risk Warning**

During the reporting period, the Company did not identify any significant risks that would adversely affect its future development strategy and ongoing business activities.

The Company will take measures to proactively address the business risks it faces in the course of its business development, as described in "Section III. Management's Discussion and Analysis VI. (D) Possible Risks".

**XI. Other**

☐Applicable ☒Not Applicable

## directory (on computer hard drive)

<b>Section I. Interpretation</b> .....	<b>4</b>
<b>Section II    Company Profile and Key Financial Indicators</b> .....	<b>5</b>
<b>Section III. Management discussion and analysis</b> .....	<b>9</b>
<b>Section IV. Corporate governance</b> .....	<b>41</b>
<b>Section V. Environmental and social responsibility</b> .....	<b>61</b>
<b>Section VI. Important matters</b> .....	<b>65</b>
<b>Section VII. Changes in shares and shareholders</b> .....	<b>86</b>
<b>Section VIII. Information..... on preference shares</b>	
<b>95</b>	
<b>Section IX. Bond-related information</b> .....	<b>96</b>
<b>Section X. Financial reporting</b> .....	<b>96</b>

Catalogue of documents available for review	Containing the signatures and seals of the person in charge of the company, the person in charge of accounting work, and the person in charge of the accounting organisation of the financial statements.
	Original audit report containing the seal of the accounting firm and the signature and seal of the certified public accountant.
	The originals of all corporate documents that have been publicly disclosed on the websites designated by the China Securities Regulatory Commission during the reporting period and the Original draft of the announcement.

## Section I. Interpretation

### I. Interpretation

In this report, unless the context otherwise requires, the following terms have the meanings set out below:

Interpretation of commonly used words		
China Securities Regulatory Commission, SFC	depend on	China Securities Regulatory Commission (CSRC)
the Shanghai Stock Exchange (SSE)	depend on	Shanghai Stock Exchange (SSE)
company law	depend on	Company Law of the People's Republic of China
securities law	depend on	Securities Law of the People's Republic of China
The Company, Inc., General Shares	depend on	Jiangsu General Technology Co.
Hongdou Group	depend on	Hongdou Group Co.
Hongdou International Investment	depend on	Wuxi Hongdou International Investment Co.
investment company	depend on	Hongdou Investment Co.
Southland Company	depend on	South China Red Bean Holdings Limited
finance company	depend on	Hongdou Group Finance Co.
Crocus sativus health	depend on	Jiangsu Redbud Health Technology Co.
Red Sun Wind Energy	depend on	Wuxi Hongri Wind Energy Technology Co.
international company	depend on	Jiangsu Hongdou International Development Co.
Hongdou Sports Technology Co.	depend on	Wuxi Hongdou Sports Technology Co.
Thai company, Thai base	depend on	General Rubber (Thailand) Co.
Cambodian name of the company	depend on	Jiangsu General Technology Co. (Cambodia) Co.
Cambodian base	depend on	General Share
China's notarial profession	depend on	Notary Public, Tianye Accounting Firm (Special General Partnership)
Foreign name of the company	depend on	GS
Abbreviation of the company's foreign	depend on	Shanghai Stock Exchange website, China
Designated Information	depend on	Securities Journal, Shanghai
Legal representative of the company	depend on	Shanghai Securities News, Securities Times, Securities Daily
Disclosure Media	depend on	Articles of Association of Jiangsu General Technology Co.
II. Contact person and contact information		
report period	depend on	1 January 2022 to 31 December 2022
name and surname	Byabo	Fayanan (name)
End of reporting period	Gangxia, Donggang Town, Xishan District, Wuxi City, Jiangsu Province, China	Gangxia, Donggang Town, Xishan District, Wuxi City, Jiangsu Province, China
telephones	0510-66866165	0510-66866165
telex	0510-66866165	0510-66866165

electronic mailbox	jstongyong@ty-tyre.com	jstongyong@ty-tyre.com
--------------------	------------------------	------------------------

**III. Basic information**

Company registered address	Gangxia, Donggang Town, Xishan District, Wuxi City, Jiangsu Province, China
Company Office Address	Gangxia, Donggang Town, Xishan District, Wuxi City, Jiangsu Province, China
Postal code of the company's office address	214199
Company Website	<a href="http://www.ty-tyre.com">http://www.ty-tyre.com</a>
electronic mailbox	jstongyong@ty-tyre.com

**IV. Information disclosure and availability**

Name and website of the media in which the company discloses its annual report	China Securities Journal, Shanghai Securities News, Securities Times, Securities Journal
Website of the stock exchange where the company discloses its annual report	<a href="http://www.sse.com.cn">www.sse.com.cn</a>
Place where the company's annual report is filed	Corporate Securities Section

**V. Brief description of the company's shares**

Company stock profile				
Stock Type	stock exchange	stock short name	stock code (computing)	Stock name before change
A-share	Shanghai Stock Exchange (SSE)	General Share	601500	--

**VI. Other relevant information**

Accounting firms engaged by the company (in-country)	name (of a thing)	Notary Public Tianye Accounting Firm (Special General Partnership)
	business address	Wuxi Binhu District, Taihu New City, Financial Third Street, Jiakai City Fortune Centre, Building 5, tenth floor
	Name of signatory accountant	Shen Yan, Third Place
Sponsor organisations performing continuous supervision duties during the reporting period	name (of a thing)	Hua Ying Securities Company Limited
	business address	China Internet of Things, No. 200, Linghu Avenue, Xinwu District, Wuxi, China International Innovation Park, Building F12
	Signing Sponsor Representative name of person	Zhao Jiancheng, Wang Qi
	Period of continuous supervision	27 September 2020-31 December 2024

**VII. MAJOR ACCOUNTING DATA AND FINANCIAL INDICATORS**



**FOR THE RECENT THREE  
YEARS (I) Major accounting  
data**

Unit: Yuan Currency: RMB

Key accounting data	2022	2021	Increase/decrease for the period over the same period of the previous year (%)	2020
revenue	4,120,473,825.71	4,255,523,700.47	-3.17	3,447,718,251.29
Operating income after deducting income from operations unrelated to the main business and income with no commercial substance confirm or agree with	4,060,665,232.03	4,207,609,238.04	-3.49	3,399,273,550.61
Attributable to shareholders of the listed company net profit	16,962,045.90	11,610,406.55	46.09	91,013,083.77
Attributable to shareholders of the listed company Net of non-recurring gains and losses	-7,429,579.94	-49,379,528.42	-84.95	66,434,422.37

margins				
Cash flows from operating activities net quantity	169,390,244.01	-62,132,288.58	-372.63	157,034,837.26
	late 2022	End 2021	Increase/decrease at the end of the period over the end of the same period last year (%)	end 2020
Attributable to shareholders of the listed company net assets	4,302,761,261.61	4,281,377,911.55	0.50	3,672,335,586.24
total assets	9,194,064,885.70	8,909,286,037.13	3.20	7,628,969,634.33

**(ii) Key financial indicators**

Main financial indicators	2022	2021	Current period compared with the same period in the previous year Periodic increase/decrease (%)	2020
Basic earnings per share (\$/share)	0.01	0.01	--	0.10
Diluted earnings per share (\$/share)	0.01	0.01	--	0.10
Basic per share after extraordinary gains and losses Earnings (\$/share)	-0.01	-0.05	-80.00	0.08
Weighted average return on net assets (%)	0.40	0.29	Increase of 0.11 per cent point of division	2.48
Weighted average after extraordinary gains and losses Return on net assets (%)	-0.17	-1.25	Increase of 1.08 per cent point of division	1.81

Description of the Company's principal accounting data and financial indicators for the previous three years

at the end of the reporting period

2022

☐Applicable ☒Not Applicable**VIII. Differences in accounting data under domestic and foreign accounting standards****(i) Difference between net profit and net assets attributable to shareholders of the listed company in financial reports disclosed in accordance with both IAS and PRC accounting standards**☐Applicable ☒Not Applicable**(ii) Difference in net profit and net assets attributable to shareholders of the listed company between financial reports disclosed in accordance with overseas accounting standards and those disclosed in accordance with PRC accounting standards at the same time**☐Applicable ☒Not Applicable**(iii) A description of the differences between domestic and foreign accounting standards:**☐Applicable ☒Not Applicable**IX. Key Financial Data by****Quarter 2022**

Unit: Yuan Currency: RMB

	first quarter (of financial year) (January- March)	second quarter (of financial year) (April-June)	third quarter (of financial year) (July- September)	fourth quarter (of financial year) (October- December)
revenues	1,135,059,141.53	988,315,554.72	1,150,602,295.73	846,496,833.73
Net profit attributable to shareholders of listed companies	7,417,906.42	10,771,469.68	4,644,857.40	-5,872,187.60
Deductions attributable to shareholders of the listed company	355,074.77	8,789,316.34	1,193,781.59	-17,767,752.64

Net profit after non-recurring gains and losses				
Net cash flows from operating activities	3,969,255.63	-6,628,409.02	-32,266,069.11	204,315,466.51
horizontal tablet or inscribed board				

Explanation of differences between quarterly data and data from disclosed periodic reports

☐Applicable ☒Not applicable

#### X. Items and amounts of non-recurring gains and losses

☒Applicable ☐Not applicable

Unit: Yuan Currency: RMB

Non-recurring items of profit or loss	2022 Amount	Notes (e.g. (applicable))	2021 Amount	2020 Amount
Gains and losses on disposal of non-current assets	-547,253.10		29,768,350.05	3,680,838.09
(b) Excessive authorisation, or lack of official approval documents. or episodic tax rebates, exemptions				
Government grants recognised in profit or loss for the current period, but closely related to the Company's normal operating business, in line with national policies and in accordance with certain standards of fixed or quantitative government grants on a continuous basis not including sth. (when counting or listing)	20,983,841.64		31,047,107.00	21,299,696.22
Receipts from non-financial corporations included in profit or loss for the period Occupancy charges for funds withdrawn				
The cost of investments in subsidiaries, associates and joint ventures acquired by an enterprise is less than its equity in the net identifiable assets of the investee at the time of acquisition. Gain arising from fair value of property				
Gains and losses on exchange of non-monetary assets				
Gains and losses on entrusted investments or management of assets	12 / 426			1,045,729.13
Owing to force majeure factors, such as natural disasters Provision for impairment of various assets due to damage				

Gains and losses on external entrusted loans				
Proceeds from changes in fair value of investment properties subsequently measured using the fair value model loss or gain arising from				
One-time adjustments to current profit or loss in accordance with tax, accounting and other laws and regulations Effect on current profit or loss				
Custodian fee income earned on trusteeship				
Non-operating income other than the above Income and expenditure	4,163,063.96		387,838.50	680,971.54
Other losses and gains that meet the definition of non-recurring gains and losses beneficial project	187,124.59			
Less: income tax effect	624,025.00		445,584.22	3,315,512.14
Effect of minority interests (after tax)	686.00			
add up the total	<b>24,391,625.84</b>		60,989,934.97	24,578,661.40

For non-recurring gains and losses as defined by the Company in accordance with "Interpretative Announcement No. 1 on Information Disclosure by Companies Issuing Public Securities - Non-Recurring Gains and Losses

Recurring profit and loss items, as well as items defined as recurring profit and loss items listed in "Interpretative Announcement No. 1 on Information Disclosure of Companies Issuing Public Securities - Non-Recurring Profit and Loss" shall be explained.

☐Applicable ☒Not Applicable

#### XI, Items measured using fair value

☒Applicable ☐Not applicable

Unit: Yuan Currency: RMB

Project name	Opening balance	Closing balance	Current period's change	Effect on current profit sum of money
Investments in other equity instruments	25,850,000.00	25,850,000.00	--	--
Receivables financing	12,132,881.55	17,741,951.47	5,609,069.92	
Financial assets held for trading	8,000,000.00	20,000,000.00	12,000,000.00	
add up the total	45,982,881.55	63,591,951.47	17,609,069.92	

XII. Other

☐Applicable ☒Not Applicable

---

## Section III. Management discussion and analysis

### I. Discussion and analysis of operations

In 2022, the slowdown in world economic growth will be evident, driven by the macroeconomic situation and the slowdown in domestic infrastructure projects and weakening of logistics and transport.

and other impacts, the market demand is insufficient, superimposed on the Russia-Ukraine war and other external factors, raw materials and energy costs rise, to the tyre market has brought severe challenges and pressures.

In the face of the complex and changing external environment, under the leadership of the Board of Directors, General Corporation focuses on its main business, insists on innovation and leadership, overcomes difficulties, maintains strategic determination, continues to promote internationalisation, intelligence and green industrial upgrading, and comprehensively implements the enhancement of product, channel and brand power, and steadily pushes forward all the work. 2022, the Company achieved an operating income of 4.12 billion yuan, a year-on-year decrease of 3.17%; In 2022, the company will achieve operating income of 4.12 billion yuan, down 3.17% year-on-year; achieve net profit attributable to shareholders of listed companies of 16.96 million yuan, up 46.09% year-on-year.

## **1. Accelerating the construction of overseas twin bases to boost the internationalisation process**

During the reporting period, the Company has been deeply cultivating the 5X strategic plan, grasping the opportunities of domestic and international double-cycle development, actively responding to the "Belt and Road" initiative, accelerating the international layout, and highlighting the advantages of the dual overseas bases in Thailand and Cambodia.

In 2022, the Thailand plant entered into full-scale production, and all cadres and staff were united and enterprising, paying close attention to market development and lean production, maintaining the momentum of production and sales, and becoming a new growth point of the company's performance.

As the second overseas production base of the company, the Cambodian tyre project is the first project of Jiangsu province investing more than USD 100 million in RCEP member countries after RCEP came into effect, and the foundation stone was officially laid on 27th January 2022, which is the first project of Jiangsu province investing more than USD 100 million in RCEP member countries. By overcoming various unfavourable factors and accelerating the project Construction, equipment debugging and product debugging, the Cambodian base officially started production on 18 March 2023 after the first tyre rolled off the production line, which became a new milestone in the Company's global layout, marking the full-scale departure of the Company's overseas twin bases, which is of great significance in meeting the needs of overseas customers and enhancing the core competitiveness of China's tyre brands in the international market. At present, the Cambodian project is actively promoting the release of production capacity, striving to achieve full production by the end of 2024, and accelerating the enhancement of the company's economic efficiency. The establishment of overseas double bases will help the company grow rapidly into one of the national tyre brands with a large number of export countries and comprehensive coverage of export regions, and the overall competitiveness of the enterprise will continue to improve.

Meanwhile, the Cambodia fixed-price refinancing project was successfully issued at full capacity in March 2023, raising a total capital of RMB 1,018 million, introducing a number of well-known long-term public equity, insurance and other investment institutions to further optimise the industrial layout and shareholders' structure, and to promote the enterprise's development at a higher level.

## **2. Continuously improve product innovation, leading the market demand**

During the reporting period, the company deepened the construction of the research

institute, adhered to the user-centred, <sup>2022</sup>strengthened the market and industry trend insight, effectively combined the products with road conditions, load and other conditions of use, application scenarios, effectively transformed the user needs into the functional characteristics of the research and development, vigorously carry out the research and development and application of new materials, new technology, new technology, the implementation of integrated product development, to promote the product iterative upgrading, and carry out technological research and improve quality and efficiency by targeting at the user's pain points. Tackle problems and improve quality and efficiency.

In terms of new material research and development, multi-dimensional carbon materials were firstly applied to all-steel tyres for testing, focusing on improving the static mechanical properties of tyres and reducing rolling resistance; the second-generation XR290Y tyre series, which adopts international advanced level of dulcimer rubber formulation technology, has achieved iterative upgrading, and the application process of dulcimer rubber has become more stable, which has effectively solved the pain points of long-distance driving, wear resistance and heat generation, and has been awarded "2022 National Market Quality Credit AA User Satisfaction Product" by China Quality Association as the only tyre brand in the industry. As the only tyre brand in the industry, XR290Y tyre series was awarded "2022 National Market Quality Credit AA User Satisfaction Product" by China Quality Association.

In terms of commercial vehicle tyres, the all-steel tyre load-bearing series XR582 and XR682, as a representative work of the "new generation of safe tyres", apply advanced technologies such as high-strength structural design and crown-packing side technology, together with low-generation heat formula, which improves durability by more than 20%. 16.00 specification engineering tyres have excellent anti-chunking and anti-puncture performance, and improve load-bearing capacity while improving heat dissipation performance, effectively preventing problems such as shoulder hollowing, further consolidating the leading advantage in the mining tyre market. 16.00 specification engineering tyre, with excellent anti-block and anti-puncture performance, improves the heat dissipation performance of the tyre while enhancing the load carrying capacity, and effectively prevents problems such as shoulder hollowing, further consolidating the leading advantage of the mining tyre market. 435/50R19.5 and 445/45R19.5 high-performance wide-base tyres enhance the rolling resistance performance, reduce the noise, and save the fuel loss, further satisfying the demand of the European market.

In terms of passenger car tyres, the Thailand plant successfully launched PCR's largest specification tyre 40\*15.50R26LT (M/T), which has strong off-road capability on unpaved roads



and fully meets the demand of the high-end<sup>2022</sup> off-road tuning market in the United States.

The company's domestic and foreign factories 17 inch and above

The proportion of large-size high-performance products has increased year by year, leading to a more optimised product mix, helping to promote the company's cooperation with customers in the global mid- and high-end markets, and enhancing sales premiums and brand influence.

By the end of the reporting period, the company has obtained 407 patents, including 79 invention patents, ranking the forefront of China's tyre industry.

### **3、Overseas market channels multiply and competitive advantages continue to grow**

In 2022, the Company adhered to top-level design, grasped development opportunities, optimised the structure of domestic and foreign trade channels in a timely manner, accelerated the construction of international and domestic double-circle development pattern, and was rated as "Pilot Enterprise of Domestic and Foreign Trade Integration" in Jiangsu Province. The company vigorously implements the "123 strategy" in internationalisation, focusing on the "Belt and Road", building two bases in Thailand and Cambodia, and focusing on the three major markets of the United States, Europe and Southeast Asia, accelerating the layout of the global marketing network and the development of new products and businesses, and deepening the strategic cooperation with global first-class customers. We will accelerate the layout of global marketing network and the development of new products and new business, and deepen the strategic cooperation with global first-class customers.

The company's Thailand production base has been verified in the market for 3 years, and overseas customers have highly recognised the factory's on-site lean management and stable product quality, with a high quality reputation comparable to that of international brands, and its popularity has been increasing. Meanwhile, through the introduction of international talents, the establishment of local offices, deepening marketing services, etc., the company has successfully developed a number of large-scale local importers and traders in North America and Europe in 2022, the marketing network coverage has been further strengthened, and the sales in overseas markets have achieved sustained growth.

Since September 2022, subject to dealer pressure brought about by the sharp fall in shipping costs and the decline in demand in the U.S. market, the company has further strengthened the stickiness of cooperation with customers by organising dealer online exchanges and on-site visits and surveys, and by formulating practical sales plans jointly with customers, as well as by actively exploring high-quality global channels, and taking

multiple measures. With the inflationary<sup>2022</sup> pressure in the U.S. and European markets, end-users tend to seek more cost-effective tyre products, the company's cost-effective competitiveness of overseas dual-base tyre products is becoming increasingly prominent, which will provide an advantage for the company to expand its share of the international market.

#### **4、Brand marketing empowers the market and steadily improves corporate image**

The company adheres to its brand positioning and continues to strengthen its brand promotion. By increasing the construction of domestic and foreign shops, exhibitions and drivers' meetings, roadshow activities, new media publicity, etc., the company continues to enhance its brand image and influence.

At the beginning of 2022, the company held more than 100 marketing meetings to stimulate channel potential. Actively fulfilling its social responsibility and promoting the spirit of public welfare, the company joined hands with dealers across the country to jointly organise the "Caring for Drivers" campaign, sending free emergency supplies to the majority of truck drivers in the form of "care packages", which benefited more truckers, created a good reputation for the brand, and strengthened the adhesion of the core channels and users. In June, the company took the lead in launching the ninth season of the "Love on the Road" Tanabata event in China, holding more than 150 events through online and offline marketing modes to help social logistics and drivers resume work and production.

In the international market, we focus on world-class exhibitions such as the SEMA Show in the United States and the Dubai Show in the Middle East, as well as local marketing activities, and rely on the advantages of the twin bases in Thailand and Cambodia to continuously increase the brand's international popularity and recognition by head customers.

The company's Qianlima brand won the 2022 Jiangsu Trademark Brand Cultivation and Protection Project, the 2022 Xi Award for "Best National Tyre Brand of the Year for Passenger Car Tyres", and was once again shortlisted as one of the "China's 500 Most Valuable Brands" and "China's Top 10 Influential Tyre Brands", and its brand value has continued to steadily increase. "China's top ten influential tyre brands", the brand value continues to increase steadily.

### **5. Comprehensively promote quality and cost reduction, and strengthen the cornerstone of enterprise development**

During the reporting period, the Company, together with its strategic partners, continued to promote lean production management, constructed the TMS manufacturing system, and carried out the Lean Yellow Belt Training Camp, so as to comprehensively deepen the ability of lean production control and improve quality and reduce costs.

In terms of quality, around the "let every tyre become a high-quality product" mission, to create "three one" high-quality project, to implement the "design a good tyre", "Make a good tyre" and "Maintain a good tyre", and is committed to providing customers with more cost-effective products and services. On the basis of the whole process quality control system, the company deepens the special inspection, night duty inspection and market inspection, actively promotes the performance excellence management system, and takes the continuous quality improvement as the source power to enhance the quality and brand power. During the reporting period, the company was awarded the honours of "National Product and Service Quality Integrity Demonstration Enterprise, National Stable and Qualified Product in Quality Inspection, National Leading Brand in Product and Service Quality Integrity, National Consumer Quality Reputation Guarantee Product" by China Association for Quality Inspection, Jiangsu QC Outstanding Management Team, and 2022 Outstanding Quality and Service Award" by China Association for Quality Inspection.

In terms of cost, the company promotes end-to-end cost control, implements volume aggregation and unification in the whole process from the R&D side, purchasing side, production side, quality side and sales side, taps the potential of cost reduction at each stage, and promotes "platformisation, generalisation, and componentisation" to realise specification focusing, fast switching and industry chain layout optimisation, and gradually improves the gross profit margins of its products.

### **6. Deepen the "wisdom to change the number of turn", enhance the level of intelligent, green**

The company has accelerated intelligent manufacturing and digital transformation, and is a model enterprise of Jiangsu Province in 2022 for the standardisation of two-chemistry integration management system. The "Black Light Workshop" of the semi-steel tyre factory is operating well, and the working experience has been refined to be copied by other factories within the company; the 1.2 million sets of high-performance all-steel tyre intelligent factory is planned in accordance with the standard of "Industry 4.0", and based on the industrial internet platform, it adopts a digital operation management system driven by value model with a high degree of synergy of PLM, MES and ERP, and combined with APS automatic production scheduling, energy management system, and the digital operation system. The 1.2 million sets of high-performance all-steel tyre intelligent factory is planned according to the "Industry 4.0" standard, based on the industrial Internet platform, and through the PLMMES and ERP highly synergistic value model-driven digital operation management system, and combined with the APS automatic production scheduling, energy management platform and the application of simulation technology, it realizes the interconnection of various business systems, and carries out the remote monitoring of the equipments, the quality control and the optimization of the process of the products. Through the big data platform, RFID tag identification tracking system, AGV trolley, cargo sorting system, etc., the company constitutes a complete three-dimensional intelligent warehousing and logistics management system, which can realize the enhancement of the production intelligence ability, the enhancement of the management and control ability, and the further improvement of the overall production efficiency.

On the manufacturing side, the company comprehensively promotes industrial upgrading around the "green development and low-carbon travel" advocated by the state, takes the lead in the industry to realise the green carbon cloud platform on line, and actively builds the "5G Carbon Cloud Intelligent Factory" to save resources and reduce energy consumption. During the reporting period, the company won a number of honourable titles such as "National Excellent Scene of Intelligent Manufacturing", "Jiangsu Intelligent Manufacturing Demonstration Factory", "Jiangsu Industrial Internet Benchmarking Factory" and "Wuxi Five-star Green Factory", and as the only tyre enterprise, it was selected as one of the "Excellent Cases of Digital Transformation" by the Association of Listed Companies in China. and as the only tyre enterprise, it was selected as the "Excellent Case of Digital Transformation" by China Listed Companies Association.

On the product side, the company's 34 all-steel tyres have passed CRRC Green Tyre Label Certification, ranking first in the C3 ranking of the industry. In terms of passenger car tyres, the company has continued to increase the layout of the new energy track, with high safety, high comfort and high

energy saving as the main direction of attack, and the Thousand Horse 215/50ZR17 tyre has been certified by CRRC.

GA5 was selected as the national "Green Design Product of the Year 2022"; the new generation of Silent Cotton anti-puncture tyre is the first in the industry to adopt the patented technology with customized polyurethane sponge to inhibit the noise of the cavity, and adopts the CELISEAL™ self-repairing technology to achieve fast and automatic repair of punctures without the need for patching and no air leakage, providing users with a guarantee of high safety. No air leakage, providing users with high security, allowing users of new energy vehicles to enjoy the pleasure of control while enjoying silence, and won the Xi Zhong Award for the Best Self-Repairing Tyre of the Year 2022.

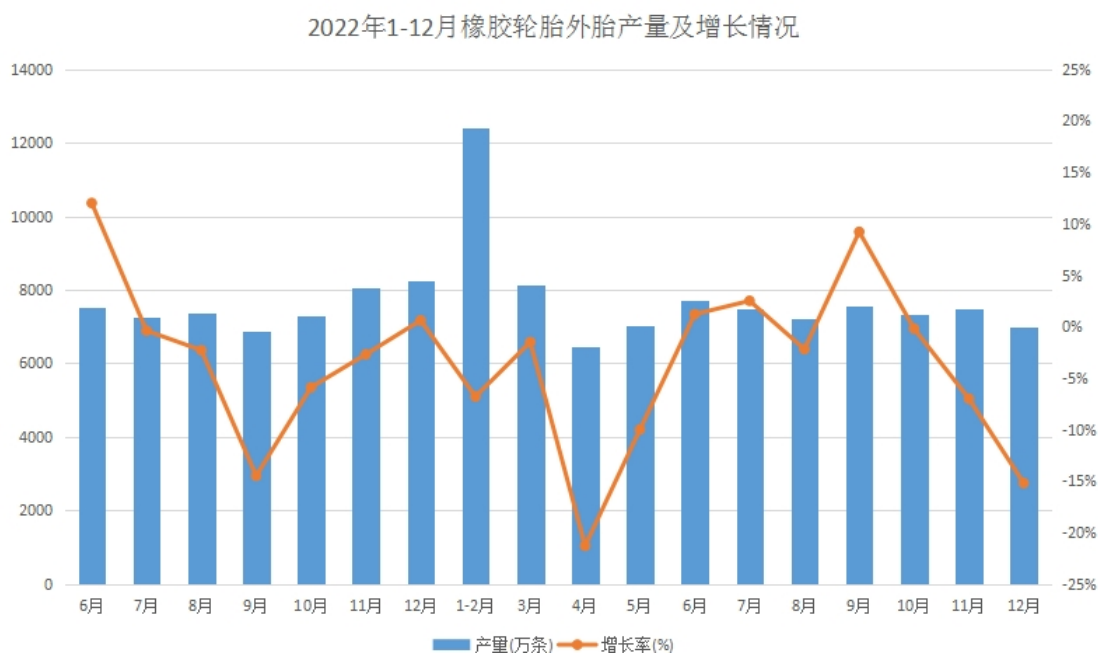
## II. Industry in which the company operated during the reporting period

The overall business situation of China's tyre industry in 2022 will be extremely severe, affected by the slowdown in infrastructure projects, obstruction of logistics and transport, and downstream demand.

Demand for a serious downturn in the domestic tyre replacement market pressure, coupled with the commercial vehicle market production and sales continue to be sluggish, tyre companies to start a larger decline; at the same time, by the Russian-Ukrainian war, geopolitics and other external factors, raw material prices are high shock, accompanied by energy consumption, including electricity, steam costs rise, resulting in the continuous increase in the cost of tyre production enterprises, market competition has intensified, the industry's profitability has been seriously squeezed.

### 1. Tyre market situation

According to the National Bureau of Statistics, the output of domestic rubber tyres in 2022 was 856.033 million, down 5% year-on-year, of which the output of domestic rubber tyres in the fourth quarter was 217.936 million, down 7.6% year-on-year. According to the estimation of Lonzong Information, the cumulative output of semi-steel tyres in China in January-



---

December 2022 was 498.53 million, a slight increase of 0.4% year-on-year, while the cumulative output of all-steel tyres was 127.13 million, a year-on-year decrease of 10.2%.

According to the value of China's key export commodities in 2022 released by the General Administration of Customs, the total export of new pneumatic rubber tyres in the year

552.55 million, down 6.6% year-on-year; the cumulative export of new pneumatic rubber tyres in the second half of 2022 amounted to 271.7 million, down about 3% from the first half of the year. In particular, the downward trend has been obvious since August, mainly due to the sharp drop in ocean freight rates and the continued interest rate hike of the US dollar, and the de-stocking of overseas dealers had a certain negative impact on short-term orders.

In 2023, along with the sustained recovery of the domestic and international economic situation, as well as the implementation of the national strategy of expanding domestic demand and the promotion of consumption policy, will further stimulate the market vitality, the tyre industry is expected to gradually return to a good track of development, to maintain a stable growth



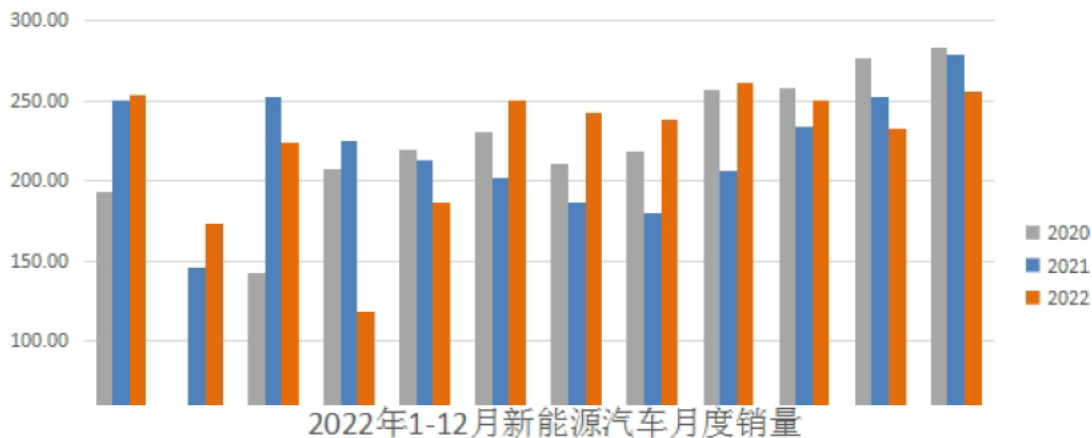
Long-term trend.

## 2. Automobile market situation

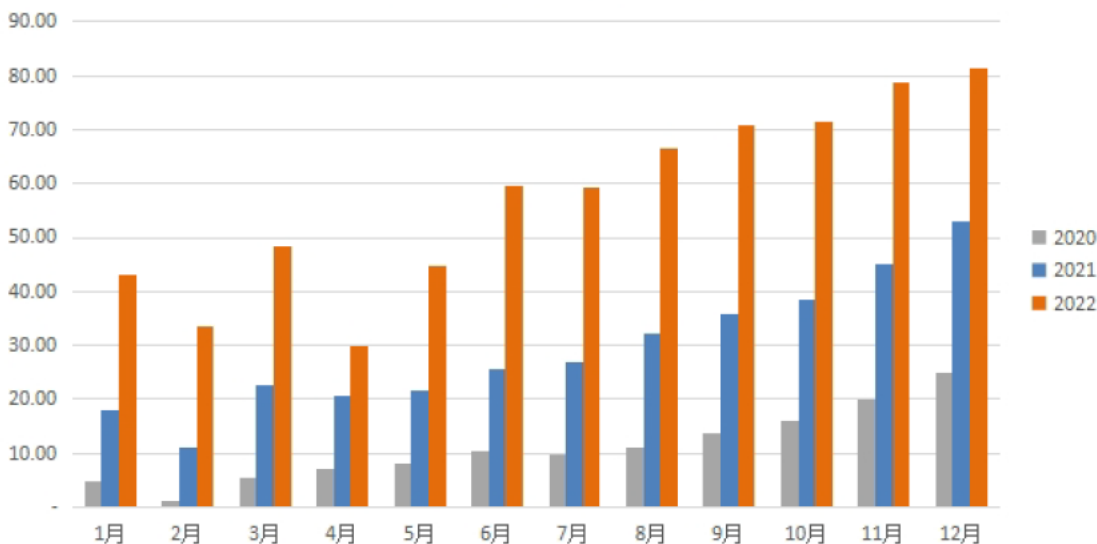
During the reporting period, China's automobile industry was affected by many unfavourable factors such as macro-environmental impact, structural shortage of chips, high price of raw materials for power batteries, and local geopolitical conflicts, etc., and the overall automobile production and sales showed a "U-shaped" trend.

According to China Association of Automobile Manufacturers (CAAM), in 2022, automobile production and sales will be 27.021 million and 26.864 million respectively, with a year-on-year growth of 3.4% and 2.1%, among which, the production and sales of commercial vehicles will be 3.185 million and 3.3 million respectively, with year-on-year declines of 31.9% and 31.2%, and the cumulative sales of heavy-duty trucks will be 672,000, with year-on-year declines of 52%, and sales will be at the lowest level in recent years. The cumulative sales of heavy trucks totalled 672,000 units, down 52 per cent year-on-year, with sales hitting the lowest level in recent years. New energy vehicles continued to maintain strong development momentum, with production and sales of 7.058 million and 6.887 million vehicles respectively, representing year-on-year increases of 96.9 per cent and 93.4 per cent respectively, and a market share of 25.6 per cent.

2022年1-12月汽车月度销量



2022年1-12月新能源汽车月度销量



Accompanied by the national purchase tax incentives, local government policies to promote automobile consumption superimposed on the industry itself, the huge potential,

With the strong momentum of China's automobile consumption market, it is expected that the output and sales volume of automobiles will grow steadily in 2023, and the prosperity of the heavy truck industry will rebound significantly. Especially under the strong impetus of the "New Energy Vehicle Industry Development Plan (2021-2035)", China's new energy vehicle industry is expected to continue to achieve steady development in 2023, which also provides a good market opportunity for the company to continuously commit to the green and intelligent development goals.

According to the Ministry of Public Security, by the end of 2022, China's car ownership will reach 319 million, an increase of 5.63 per cent compared to the end of 2021, with the number of cars in China increasing by 5.63 per cent.

Newly registered 23.23 million vehicles; new energy vehicle ownership amounted to 13.1 million vehicles, accounting for 4.10% of the total number of vehicles, an increase of 67.13% compared with the end of 2021, of which 5.35 million newly registered new energy vehicles accounted for 23.05% of the total number of newly registered vehicles, an increase of 2.4 million vehicles compared with the previous year, an increase of 81.48%, a steady growth in vehicle ownership will The steady growth of automobile ownership will help the long-term development of tyre enterprises.

### **3. Tyre trade barriers and industry policies**

#### **( 1 ) EU Double Reverse Duty Rate Changes**

In November 2018, the European Commission published its final anti-dumping and countervailing rulings on imports of truck and bus tyres from China.

A "double reverse" duty of 42.73-61.76 euros per imported truck tyre from China has been established.

In May 2022, the General Court of the European Union (GCJ) published a first-instance decision revoking the EC's "double-reverse" duty order on China's truck tyres.<sup>2022</sup> In July 2022, the European Commission (EC) issued a Notice of Reinvestigation and a Notice of Opening of Import Registration Procedure, renouncing its appeal against the GCJ's first-instance decision and launching a reinvestigation against the successful enterprises. conduct a reinvestigation of the companies that won the case. At the same time, the European Commission decided to suspend the imposition of anti-dumping and countervailing duties on the tyres in question produced in China by the winning company between 8 July and the publication of the results of the reinvestigation, and whether to impose additional duties at a later stage will depend on the results of the reinvestigation.

#### **( 2 ) Accelerating the elimination of backward production capacity**

In June 2022, the Department of Industry and Information Technology of Shandong Province issued the "2022 Shandong Province's Use of Comprehensive Standards to Promote Implementation in accordance with Laws and Regulations", which was published by the Department of Industry and Information Technology of Shandong Province.

After the capacity to exit the work program", for the tyre industry rectification program is as follows: annual production capacity of 1.2 million or less of all-steel radial tires (engineering tyres, aviation tyres, wide-section tubeless tires, except) 5 million or less of the semi-steel radial tires (lack of air to protect the tyres, racing tires, high-end products, except for ultra-low-profile tyres) enterprises to integrate all quit. This marks the official start of a new round of rectification of the tyre industry in Shandong Province, as a large tyre province of Shandong, this round of production capacity exit policy is clearly defined, the policy strength of the code, but also for the creation of a fair competition in the market to bring greater help.

### III. Businesses in which the Company was engaged during the reporting period

The Company is required to comply with the Guidelines for Self-Regulation of Listed Companies of the Shanghai Stock Exchange No. 3 - Disclosure of Industry Information in respect of the chemical industry.

Industry disclosure requirements.

#### (i) Main business of the Company

Jiangsu General Technology Co., Ltd. is a modern high-tech enterprise mainly engaged in the research and development, production and sales of tyre products, the company was officially listed on 19 September 2016 on the Shanghai Stock Exchange. Guided by market demand, the company creates cost-effective tyre products, and owns "Qianlima", "Red Rabbit Horse", "Tiima", "Tongyun", "Xidatong", "Xidatong", "Xidatong", "Xidatong", "Xidatong" and "Xidatong". "Thousand Horses", "Red Horse", "Tiima", "Tongyun", "Xidatong", "Dark Horse" and other well-known brands. During the reporting period, there was no significant change in the main business of the Company.

The main products of the Company are all-steel radial tyres, semi-steel radial tyres and bias tyres, of which all-steel radial tyres include short-distance industrial and mining tyres, short- and medium-distance load-bearing tyres, medium- and long-distance road transport tyres, and light-truck tyres according to the usage. Semi-steel radial tyres include family car tyres, SUV (urban off-road tyres), AT/MT (off-road tyres) LT (commercial truck tyres) and so on. Our service targets include automobile manufacturers and construction machinery manufacturers in the ancillary market, as well as tyre dealers and consumers in the replacement market. The company has developed Qianlima EV and ET series of green tyres, laying out the supporting field of new energy vehicles.

## **(ii) Main business model of the Company**

1. Procurement mode: Raw materials for the production of the company's products include natural rubber, synthetic rubber, steel cord, carbon black, etc. The procurement of raw materials is prepared by the Procurement Department according to the production plan and price fluctuations. The procurement of raw materials is based on the production plan and price fluctuations of raw materials, etc. The Purchasing Department draws up the procurement plan and implements centralised, unified and standardised global procurement. The company's main raw material procurement selection and "world leading, industry first-class, listed companies" suppliers to become long-term strategic partners, the implementation of strict supplier evaluation system, adhere to the "same quality and price, the same price and high quality, sunshine purchasing" principle to We take the market price of raw materials as a reference and negotiate with suppliers to determine the purchase price and classify and manage raw material suppliers according to their importance, and implement continuous evaluation.

2 、 Production mode: the company follows the principle of lean production and implements the production mode based on sales. Usually, the company carries out target decomposition according to the annual business plan, and formulates specific production plans based on the market trend and customer demand, combined with rolling sales, focusing on the production capacity situation, customer delivery, procurement cycle and other factors; meanwhile, through the intelligent manufacturing, the company realises the production process through automation, informatization and digitization, and realizes the visualization of the production process. process visualisation and improve production efficiency.

3 、 Sales mode: According to different<sup>2022</sup> market characteristics, the company adopts two modes of distribution and direct sales, the matching tyre market adopts direct sales mode, mainly for vehicle manufacturers, gradually expanding market share; the replacement tyre market adopts the sales mode of distribution, the sales area for the domestic and international markets. At present, the company mainly adopts the distribution mode, and has shaped a high-quality national brand image through long-term cultivation in the replacement market, meanwhile, it has established close strategic cooperation with domestic dealers and a number of international large-scale importers, and distributes them downward through first-class dealers.

**(iii) Cyclical nature of the industry to which the company belongs**

Tyre industry development and the automotive industry is highly correlated, but the special attributes of the tyre industry determines the industry boom independent of the automotive industry, the huge car ownership market will still create a long-term strong demand for tyre products, the rigidity of its demand is greater than that of the automotive industry. Therefore, the tyre industry cyclical characteristics are not obvious.

**(iv) Technological development trends in the industry to which the company belongs**

1. High performance. Tyres are developing in the direction of high-tech and refined products, radial, tubeless, flat, anti-slip, low rolling resistance and other high-performance tyres in the tyre in the proportion of increasing. Consumers have put forward higher requirements for energy saving, comfort, silence and safety of tyres, and the structural design and formulation of tyres need to be improved and adjusted to meet the requirements of market changes and the new environment.

2. Energy saving and environmental protection. Rising oil prices, the Russia-Ukraine war, geopolitics and other external factors have led to a rise in the price of synthetic rubber, carbon black, organic additives and chemical fibre cord fabrics and other tyre raw materials (downstream petroleum products). Therefore, tyres should be further

Step towards lightweight to save materials and energy consumption. At the same time, to improve the reliability and wear resistance of tyre use, to extend the service life of tyres. Due to the improvement of environmental awareness and the rapid growth of new energy vehicle development, environmental protection and energy saving tyres and comfortable and quiet tyres have become the mainstream of automotive tyre development.

3. Safety and intelligence. With the increasing number of highways and cars driving at high speeds for long periods of time, safe tyres are popular with consumers and have become the focus of tyre companies.

### **(v) Industry position of the company**

The company always adheres to the leading innovation, the construction of national technology centre, national industrial design centre and national accredited laboratory, market demand-oriented, create good products as its own responsibility, is the first domestic all-steel radial tyre manufacturer with two different production technologies featuring zero-degree belt-bundle ply structure and four-layer belt-bundle ply structure at the same time, and took the lead in the industry in the research and development of the short-haul mining tyre, which occupies a leading position in the market segment. It is one of the leading enterprises in China's all-steel radial tyre replacement market. 2022, the brand of Trinamar is ranked among China's 500 Most Valuable Brands and China's Top Ten Influential Brands of Tyre.

The company practices the "5X Strategic Plan", continues to promote the internationalisation, intelligence and green upgrading of the industry, and builds the 5G Carbon Cloud Intelligent Factory, which is the forerunner of low-carbon and green development in the industry. The company has built dual overseas bases in Thailand and Cambodia to enhance the risk-resistant ability against international trade barriers and strengthen the comprehensive competitiveness of the market through forward-looking layout, and it is one of the few tyre companies in China that have put dual overseas bases into production.

## **IV. Analysis of core competencies**

### **during the reporting period**

√Applicable □Not applicable

#### **1. Advantage of globalised layout**

Combined with the macro situation and industry development trend, the company has formulated the "5X Strategic Plan", grasping the opportunity of domestic and international

double-cycle, and striving to achieve 5<sup>2022</sup> domestic and international production bases, 5 R & D centres, 500 strategic channel dealers, 5,000 core shops, and a production capacity of more than 50 million strips in the next 10 years.

The company actively grasps the development opportunity of "domestic and international double cycle", responds to the "Belt and Road" initiative, and builds three major production bases in China, Thailand and Cambodia, and the Thailand plant has overcome the unfavourable factors and maintained the good momentum of both production and sales since its commissioning. During the reporting period, the largest specification tyre 40\*15.50R26LT (M/T) was officially launched at the Thailand plant, which demonstrated the company's leading R&D strength and equipment capability for PCR products. Meanwhile, in the first quarter of 2023, the Thailand plant will add a new production line with an annual output of 300,000 all-steel radial tyres to further expand its production capacity.

Based on the successful experience of the Thailand project and the opportunities of RCEP, the company launched the Cambodian production base to accelerate the enhancement of international competitiveness, grasp the opportunities of the global replacement market, improve the efficient response of technology research and development, management, and service, and promote the overall coordination, scientific deployment and rational operation of the company's overall industry. This project is also the first project of Jiangsu Province to invest more than USD 100 million in a RCEP member country in 2022. The Cambodian project started production on 18 March 2023 when the first tyre rolled off the production line, and is expected to reach full production by the end of 2024.

## **2, R & D and technology advantages**



Relying on the platform of national technology centre, national industrial design centre, national accredited laboratory and provincial engineering technology research centre, the company has long established scientific research cooperation with scientific research institutes, colleges and universities as well as globally renowned suppliers, and has been advancing continuously in the exploration of new materials, research on new equipments and new processes. Among them, the domestic first all-steel radial tyre production technology through the Jiangsu Provincial Science and Technology Department of Science and Technology Achievement Appraisal; in the industry for the first time to achieve the synthetic TPI in all-steel radial tyres in the scale of the application of TPI, the comprehensive technology to reach the international advanced level; the company built-in implantable high-performance RFID tyre technology through the scientific and technological achievements of the appraisal, up to the domestic leading level. "New Flexible Polymer Material Functional Structure Construction Technology and Application" won the first prize of Heilongjiang Science and Technology; "R&D and Application of Anti-Puncture and Silent New Energy Vehicle Tyre" and "New Energy-saving and Environmentally-friendly All-steel Radial Tyre" were selected as key technology innovation catalogue of Jiangsu Province and key technology innovation catalogue of Wuxi City respectively.

The company has won a number of honours, such as China Rubber Industry Enterprise Innovation and Development Award, Top Ten Innovative Enterprises of Industrial Design in Jiangsu Province, and Model Enterprise of Technological Innovation in China Petroleum and Chemical Industry. By the end of the reporting period, the company has obtained a total of 407 authorised patents, and the invention patents rank the forefront in the industry, with strong independent innovation capability.

### **3. Advantages of market segmentation products**

The company has always adhered to the user-centred approach, and was the first in the industry to develop short-haul industrial and mining-type tyres that meet the special needs of mine transport. With the features of long product life, strong load-bearing capacity and high cost-effectiveness, the company quickly gained the recognition of the market and consumers, which enabled the company to successfully guide the consumption of the market while also rapidly growing into a leading enterprise in this market segment.

Benefiting from the continuous development of national highways and the transport industry, the company has developed precisely in the market of medium and long-distance road transport type tyres. By optimising tyre design, we have achieved technological upgrading in the load-carrying capacity of medium- and long-distance tubeless tyres, and

significantly improved their wear-resistant<sup>2022</sup> performance, safety performance and environmental performance, so as to create highly wear-resistant medium- and long-distance tubeless tyre products with superior comprehensive performance. For the first time in the industry, the company has achieved the continuous production of synthetic TPI in all-steel radial tyres, which has improved the tyre's abrasion resistance by more than 30%, and the noise and anti-slippery performance has reached double A grade, and has won the "China TPI Science and Technology Innovation Award". At the same time, the company continues to promote the creation of green tyre products, all-steel tyres 34 products won the green grade label of CRRC, ranking first in the C3 category of China's tyre industry.

In terms of passenger car tyres, the company has successfully developed the cost-effective Trinoma GA5 comfortable and quiet tyre series and Red Hare Horse cross-country tyre series, which are benchmarked against international brands, and constantly optimized in terms of pattern design and formula selection, so that the relevant products have more excellent handling performance and driving experience, which have gained recognition and good reputation among users, and have been rated as the national-level green design products. The company's innovative R & D Thousand Horse anti-studding tyres, to create a "new generation of safe tyres", self-healing performance to effectively solve the user's tyre nail leakage pain points, has been verified by authoritative testing institutions, to ensure safer driving, won the "Jiangsu Excellence" title. Thousand Horse EV1 new energy green tyre reduces weight and maintains high strength, increasing tread rigidity by 10% compared to the original, reducing tread wear and rolling resistance, and providing consumers with a more comfortable and quiet, more wear-resistant, more energy-saving quality experience. At the same time, the company took the lead in the industry in 2020 to launch a new energy quiet cotton anti-puncture tyre, which obtained a utility model patent, and has covered the specification series of 16 to 20 inch tyres, which has been widely recognized by the market.

#### **4、Brand Advantage**

The company will implement brand strategy as one of the core strategies. Quality is the foundation of the brand, the company is AAA grade quality credit enterprise in Jiangsu Province, established an all-round quality control system, constantly optimise the quality management process, implement comprehensive quality management from raw material procurement to specific production links, implement the "quality of one-vote veto system". The company has passed ISO9001, IATF16949, ISO50001, ISO10012, ISO14001, GB/T28001, ISO/IEC17025 and other system certificates, as well as the China CCC, the United States

Our product quality control capability is at the leading level in the industry, with many domestic and international product certifications such as DOT, EU ECE, GCC, Indonesia SNI, India BIS and Thailand TISI. The company takes "all staff pursue excellence, craftsmanship to create high-quality products" as the quality policy, and "let every tyre become a high-quality product" as the mission goal. In the quality management, we establish rules and regulations, clarify the quality responsibility and target, have a perfect quality improvement mechanism, actively promote the performance excellence management system, implement the standardisation of operation, improve the management efficiency and effectiveness, and at the same time, we take the continuous quality improvement as the source of power to enhance the quality and brand power, and the company has been awarded with the honours of excellent QC team of the whole country and Jiangsu Province for many years.

The company focuses on brand cultivation and promotion, focuses on brand positioning and strengthens consumers' mind. We have developed more than 100 image shops and more than 10,000 signboard shops across the country, and regularly held interactive marketing activities such as new product promotions, roadshows, seminars, etc. We have directly faced the majority of drivers and users through accurate self-media publicity, WeChat Friend Circle ads and other precise investment, and have appeared in the U.S. SEMA Show, Cologne, Dubai and other international tyre exhibitions for many years, to shape the company's international brand image, making the The company's brand radiation extends rapidly, and its popularity is increasing.

The company's stable product quality and high quality service are widely recognised by users and praised by the market. Thousand Horse Tyre has been awarded the China 500 Most Valuable Brands and China's Top Ten Influential Tyre Brands, the company has been awarded the title of "National Customer Satisfaction Product" for many years in a row, and the influence of the brand and enterprise has been further enhanced.

## 5、Marketing Advantage

The company has a stable and professional marketing team, more than 60% of the marketing staff have three years and more than tyre industry sales experience. The company continues to invest resources to replace the marketing channel construction, vigorously develop high-quality dealer team, continue to build model market, promote direct customer upgrade, marketing network throughout the country and a large number of retail terminal network to ensure the stability of the company's product sales, and effectively promote the company's new business and the promotion of new products, to further consolidate and strengthen the company's leading edge in the industry, the number of years of cooperation The sales revenue of distributors with a cooperation period of 3 years or more accounted for about 80% of the total sales revenue of the distributors.

The company implements differentiation strategies around brand and product positioning, builds a rapid response mechanism around meeting market demand, implements front-line services close to the market, and carries out the characteristic "Tanabata Marketing Season" for nine consecutive years to lead consumption, which is highly recognised and favoured by the majority of drivers and friends. At the same time, we regularly organise dealer meetings and a variety of roadshows, online linkage and other activities to provide effective training and guidance to dealers and terminal retailers, and implement an effective "empowerment of the terminal" strategy, thereby enhancing the overall competitive strength of marketing.

## **6. Intelligent Manufacturing Advantage**

As one of the leading enterprises in China's tyre industry, the company has been actively promoting the process of intelligent manufacturing in recent years, grasping the national

The development of intelligent manufacturing, promote the "two" integration of strategic new opportunities to intelligent manufacturing projects as a hand to promote the development of enterprises to intelligent, green, high-end.

The company highly integrates "production automation, logistics automation, management information", and takes intelligent manufacturing as a means to build a data-driven industrial brain and a data platform for the whole life cycle of tyre manufacturing based on advanced technologies such as 5G, Internet of Things (IoT), Internet, and Artificial Intelligence (AI), and provides data synergy services to systems such as PLM, MES, ERP, etc. through the Intelligent Cloud. The intelligent cloud provides data collaboration services for PLM, MES, ERP and other systems, and realises a green factory with flexible manufacturing, intelligent decision-making and personalised products.

Semi-steel radial tyre factory takes the lead in the industry to achieve the operation of "black light workshop", which is the demonstration intelligent workshop in Jiangsu Province, and achieves the goal of "three less and one high" - less labour, less land occupation and less energy consumption, It has achieved the goal of "three less and one high" - less labour, less land occupation, less energy consumption and high efficiency, and promoted the overall productivity improvement, technological development and industrial optimisation and upgrading of the company. The company's 1.2 million sets of high-performance all-steel radial tyre factory has been supported by national special funds. Based on the industrial Internet, the company is actively exploring the use of data empowerment to establish a database of tyre carbon emission values, and is committed to building a 5G carbon cloud intelligent factory in the industry, constructing an ecological chain of recycling development, and demonstrating and leading the landing of the goal of "double-carbon".

The company passed the AAA certification of dual-chemical integration management system, and won the "National Intelligent Manufacturing Excellent Scene", "Jiangsu Intelligent Manufacturing Demonstration Factory", "Jiangsu Industrial Internet Benchmarking Enterprise", "Wuxi Five-star Green Factory", and was selected as an excellent case of digital transformation by China Listed Companies Association. "Wuxi Five-star Green Factory", and was selected as an excellent case of digital transformation by China Listed Companies Association.

## **V. Main operations during the reporting period**

As at 31 December 2022, the Company's total assets were RMB9,194 million, representing an increase of

3.20% over the end of the previous year, <sup>2022</sup> shares attributable to listed companies

The net assets of the Company amounted to RMB4,303 million, representing an increase of 0.50% as compared with the beginning of the period. During the reporting period, the Company achieved an operating income of RMB4,120 million, representing a decrease of 3.17% as compared with the same period of the previous year, and a net profit attributable to shareholders of the listed company of RMB16,960.20 million, representing an increase of 46.09% as compared with the same period of the previous year.

### (i) Analysis of main operations

#### 1. Analysis of changes in the income statement and related accounts in the cash flow statement

Unit: Yuan Currency: RMB			
subjects	Curren t period	Same period last year	Percentage change (%)
revenue	4,120,473,825.71	4,255,523,700.47	-3.17
business costs	3,685,902,546.36	3,831,736,772.64	-3.81
sales expense	114,515,229.10	104,973,028.61	9.09
overheads	146,148,587.17	150,769,670.10	-3.06
financial cost	78,911,234.44	96,718,159.50	-18.41
R&D costs	91,939,082.52	108,237,864.97	-15.06
interest expense	123,610,586.24	77,203,919.98	60.11
Other gains	21,170,966.23	31,177,434.08	-32.10
Impairment losses on assets	-14,431,475.16	-6,775,723.80	112.99
Gain on disposal of assets	120,582.72	29,777,929.70	-99.60
non-operating income	4,402,325.09	830,172.14	430.29
Net cash flows from operating activities	169,390,244.01	-62,132,288.58	-372.63
Net cash flows from investing activities	-499,798,076.14	-1,084,277,814.01	-53.90
Explanation of the change in interest expense: Mainly due to the increase in bank borrowings during the period			
Net cash flows from financing activities	531,973,926.35	1,209,587,154.04	-56.02

Explanation of changes in other gains: Mainly due to a decrease in government grants during the period.

Explanation of changes in impairment losses on assets: Mainly as a result of the increase in provision for decline in value of inventories in the current period. Explanation of the change in gain on disposal of assets: Mainly as a result of the decrease in gain on disposal of assets during the period.

Explanation of the change in non-operating income: Mainly attributable to the waiver of gains on certain accounts payable during the period.

Reasons for the change in net cash flows from operating activities: due to the increase in tax rebates during the period.

Explanation of the change in net cash flows from investing activities: mainly due to the decrease in other investment payments in the current period. Explanation of the change in net cash flows from financing activities: mainly due to the increase in funds raised in the previous period.

Detailed description of significant changes in the type of business, composition of profits or sources of profits of the company during the period

☐Applicable ☒Not Applicable

## 2. Revenue and cost analysis

☒Applicable ☐Not applicable

During the reporting period, the Company's operating revenue was RMB 4,120 million, a year-on-year decrease of 3.17 per cent; operating cost was RMB 3,686 million, a year-on-year decrease of 3.81 per cent.

### (1). Main business by industry, product, region and sales model

Unit: Yuan Currency: RMB

Main business by industry						
subsector	revenues	business costs	gross margin (per cent)	Increase/decrease in operating income over the previous year (per cent)	Increase/decrease in operating costs over the previous year (per cent)	Gross profit margin over prior year Increase/decrease (per cent)
tyres	4,060,665,232.03	3,665,612,015.01	9.73	-3.49	-3.64	rise 0.14 percentage point
Main business by product						
by product	revenues	business costs 39 / 426	gross margin (per cent)	Increase/decrease in operating income over	Increase/decrease in operating costs over	Gross profit margin over prior year Increase/d

Explanation of the main business by industry, product,  
region and sales mode None

**(2). Analysis of production and sales**

☒Applicable ☐Not applicable



Main products	unit (of measure)	production volume	sales volume	stockpile	Increase or decrease in production over previous year (per cent)	Increase or decrease in sales volume over previous year (per cent)	Increase/decrease in inventories over previous year (per cent)
tyres	ten thousand articles	860.78	853.88	227.55	-5.04	-5.86	3.13

Description of production and sales volume nil

### (3). Performance of major procurement contracts, major sales contracts

☐Applicable ☒Not Applicable

### (4). Cost analysis table

Unit: Yuan

Sub-industry situation							
subsector	Cost component items	Amount for the period	Percentage of total costs for the period (%)	Amount for the same period of the previous year	Percentage of total costs for the same period of the previous year (%)	Percentage change in the current period over the same period of the previous year (%)	information note
tyres	raw materials	2,624,980,322.08	71.22	2,741,510,826.67	72.07	-4.25	
	Wages and append	232,136,914.56	6.30	262,771,787.76	6.91	-11.66	
	Other systems result in	696,658,051.81	18.90	671,429,237.03	17.65	3.76	
	transport costs	132,127,257.90	3.58	128,346,465.54	3.37	2.95	

Cost analysis other  
information notes nil

2022

**(5). Changes in the scope of consolidation due to changes in the shareholdings of major subsidiaries during the reporting period**

☐Applicable ☒Not Applicable

**(6). Information on significant changes or adjustments in the company's business, products or services during the reporting period**

☐Applicable ☒Not Applicable

**(7). Major sales customers and major suppliers A. Major sales customers of the Company**

☒Applicable ☐Not applicable

The sales of the top five customers amounted to RMB 1,130,638,400, accounting for 27.44% of the total annual sales; among which the sales of the top five customers included the sales of the related parties amounted to RMB 0,000,000, accounting for 0 % of the total annual sales.

The proportion of sales to a single customer exceeds 50 per cent of the total, there are new customers in the top five customers, or there is heavy reliance on a few customers during the reporting period.

☐Applicable ☒Not Applicable

**B. Information on the Company's major suppliers**

☒Applicable ☐Not applicable

Purchases from the top five suppliers amounted to RMB 95,880.67 million, accounting for 29.87 per cent of the total annual purchases; among the purchases from the top five suppliers, purchases from related parties amounted to RMB 11,417.30 million, accounting for 3.56 per cent of the total annual purchases.

Procurement from a single supplier exceeding 50 per cent of the total during the reporting period, the presence of new suppliers in the top 5 suppliers, or heavy reliance on a small number of suppliers

☐Applicable

☒Not Applicable

Other Notes

not have

**3. cost**

☒Applicable ☐Not applicable

For details, please refer to Section III, Management's Discussion and Analysis V. "Principal operating conditions during the reporting period".

**4. R&D investment**

**(1). Table of R&D investment**

☒Applicable ☐Not applicable

Unit: Yuan	
Expensed research and development investment for the period	91,939,082.52
Capitalised research and development investment for the period	--
Total R&D investment	91,939,082.52
Total R&D investment as a percentage of operating revenue (%)	2.23
(2). R&D Staff Fact Sheet	
Share of R&D inputs capitalised (%)	0.00

☒Applicable ☐Not applicable

## Annual Report

Number of R&D staff in the company	2022	285
Number of R&D personnel as a percentage of total company headcount (%)		9.46
Educational structure of R&D staff		
Type of academic structure		Number of persons with academic structure
PhD student		1
Master's degree student		5
undergraduate (adjecive)		56
polytechnic		223
High school and below		--

Age structure of R&D staff	
Age structure categories	Age structure
Under 30 years of age (not including 30 years of age)	26
30-40 years old (including 30 years old and excluding 40 years old)	114
40-50 years old (including 40 years old and excluding 50 years old)	105
50-60 years old (including 50 years old, not including 60 years old)	38
60 years and over	2

**(3). information note**

☐Applicable ☒Not Applicable

**(4). Reasons for significant changes in the composition of R&D personnel and the impact on the Company's future development**

☐Applicable ☒Not Applicable

**5. cash flows**

☒Applicable ☐Not applicable

For details, please refer to Section III, Management's Discussion and Analysis V. "Principal operating conditions during the reporting period".

**(ii) Explanation of significant changes in profit due to non-principal activities**

☐Applicable ☒Not Applicable

**(iii) Analysis of assets and liabilities**

☒Applicable ☐Not applicable

**1. Assets and liabilities**

Unit: Yuan

Project name	Closing balance of the period	Percentage of total assets at the end of the period (per cent)	Closing balance of the previous period	Percentage of total assets at the end of the previous period (per cent)	Percentage change in amount at the end of the period over the end of the previous period (per cent)	information note
Financial assets held for trading	20,000,000.00	0.22	8,000,000.00	0.09	150.00	Mainly due to the increase in financial products during the period due to addition
Receivables Financing	17,741,951.47	0.19	12,132,881.55	0.14	46.23	Mainly due to notes receivable

						Due to increase
Right-to-use assets	458,037.74	0.00	1,283,869.82	0.01	-64.32	Mainly right-of-use assets during the period Due to decrease
Other non-current assets	27,340,666.70	0.30	6,124,088.11	0.07	346.44	Mainly due to prepayments for equipment during the period Due to increase
short term loan	2,285,477,644.79	24.86	1,495,359,974.45	16.78	52.84	Mainly due to increase in bank borrowings during the period due to addition
note payable	134,194,901.00	1.46	621,739,369.50	6.98	-78.42	Mainly due to the balance of notes payable for the period Decrease due to
Contractual liabilities	77,625,494.85	0.84	36,677,530.35	0.41	111.64	Mainly due to contractual advance receipts in the current period Due to increase
Taxes payable	11,608,676.66	0.13	6,383,139.72	0.07	81.86	Mainly due to VAT payable during the period Due to increase

## Annual Report

Other payables	34,792,621.91	0.38	50,091,215.24	0.56	-30.54	Mainly due to other accounts payable during the period Due to decrease
Within one year Non-money due within one year current liability	487,302,730.68	5.30	76,958,234.58	0.86	533.20	Mainly due to the reclassification of long-term loans during the period Due to classification
long term loan	740,844,079.74	8.06	1,166,310,875.84	13.09	-36.48	Mainly due to the reclassification of long-term loans during the period Due to classification
leasehold liability	125,007.44	0.00	613,342.59	0.01	-79.62	Mainly as a result of the decrease in leases during the period delicate
Other comprehensive income	-68,404,662.77	-0.74	-157,350,102.29	-1.77	-56.53	Mainly due to foreign currency translation differences during the period Due to a decrease in heterogeneity
Minority interests	7,303,768.69	0.08	-46,166.83	-0.00	-15,920.38	Mainly due to increase in minority interests during the period

		2022				funding
--	--	------	--	--	--	---------

Other  
notes nil

## 2. Foreign assets

✓Applicable ☐Not applicable

### (1) asset size

Of which: Overseas assets 3,453,958,700.84 (Unit: RMB), accounting for 37.57% of the total assets.

Currency: RMB), accounting for 37.57% of the total assets.

### (2) Explanation of the high proportion of offshore assets

☐Applicable ✓Not Applicable

## 3. Restrictions on major assets as at the end of the reporting period

✓Applicable      Not applicable



See Note VII.81, "Assets with Restrictions on Ownership or Use" in Section X for details.

#### **4. Other notes**

☐Applicable    ☒Not applicable

##### **(iv) Analysis of industry business information**

☒Applicable    ☐Not applicable

For details, please refer to the section "Analysis of operating information of the chemical industry".

## Analysis of operating information in the chemical industry

### 1 Basic

#### information about the industry (1).

#### Industry policies and their changes

√Applicable      Not applicable

During the reporting period, there were no significant changes in domestic tyre industry policies.

#### (2). Basic information of major industry segments and the Company's industry position

√Applicable      Not applicable

For details, please refer to this section "II. Industry in which the Company operated during the reporting period"

### 2 Products &

#### Production (1).

#### Main Business

#### Modes

√Applicable      Not applicable

For details, please refer to this section "V. Businesses in which the Company was engaged during the reporting period"

#### Major adjustments to the business model during the reporting period

□Applicable      √Not applicable

#### (2). Main products

√Applicable      Not applicable

offerings	Industry Segment	Main upstream raw materials	Main downstream applications	Main factors influencing prices
tyres	Rubber and plastic products industry	Natural rubber, synthetic rubber, carbon black, steel	automobile industry	Changes in raw material prices and market conditions
<b>(3). Research and Development Innovation</b>				
√Applicable	Not applicable	et al. (and other authors)		

Relying on the national R&D centre, national industrial design centre and other innovation platforms, the company has long established scientific research cooperation with universities and colleges.

The company has made continuous progress in the exploration of new materials, new equipment and new technology research. Among them, the domestic first all-steel radial tyre production technology through the Jiangsu Provincial Science and Technology Department of Science and Technology Achievement Appraisal; in the industry for the first time to achieve the synthetic TPI in all-steel radial tyres in the scale of application, the comprehensive technology to reach the international advanced level; the company built-in implantable high-performance RFID tyre technology through the scientific and technological achievements of the appraisal, up to the domestic leading level. New Flexible Polymer Material Functional Structure Construction Technology and

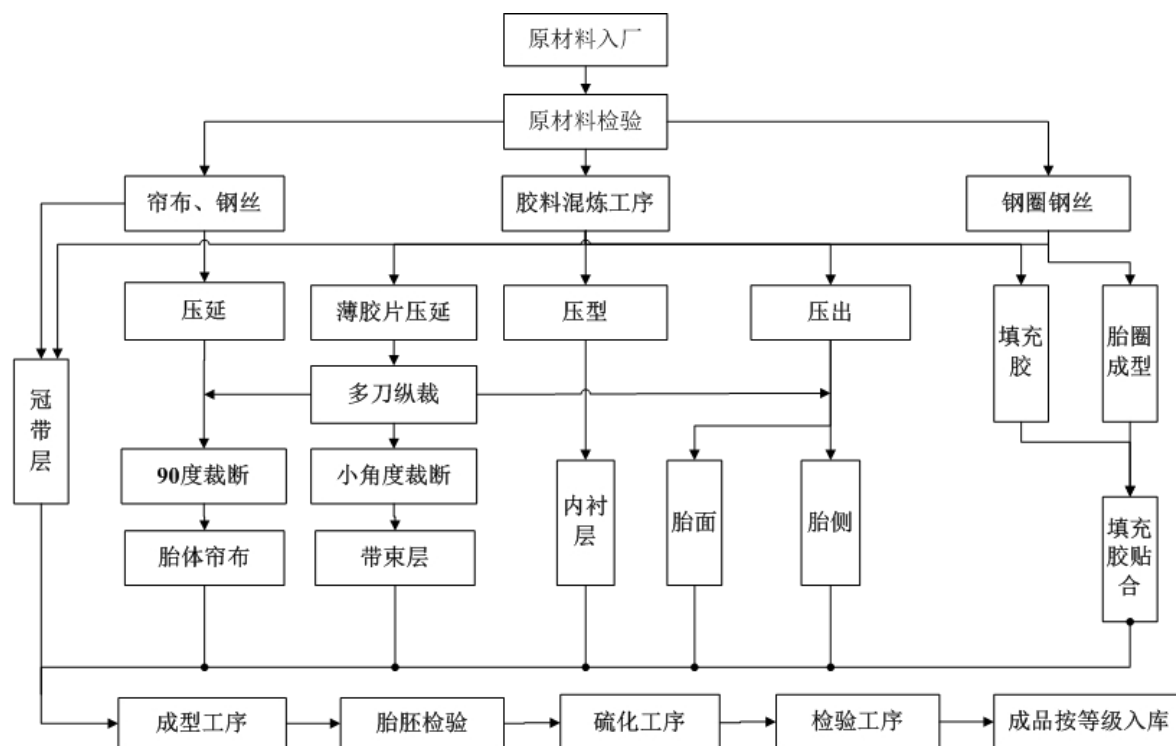
Application" won the First Prize of Science and Technology of Heilongjiang Province; "R&D and Application of Anti-puncture and Silent New Energy Vehicle Tyre" and "New Energy-saving and Environment-friendly All-steel Radial Tyre" were selected as key technology innovation catalogue of Jiangsu Province and key technology innovation catalogue of Wuxi Municipality respectively. The company has won the China Rubber Industry Enterprise Innovation and Development Award, Jiangsu Province Industrial Design Top Ten Innovative Enterprises, China Petroleum and Chemical Industry Technological Innovation Demonstration Enterprises and many other honours.

By the end of the reporting period, the company had obtained a total of 407 authorised patents, with strong independent innovation capability.

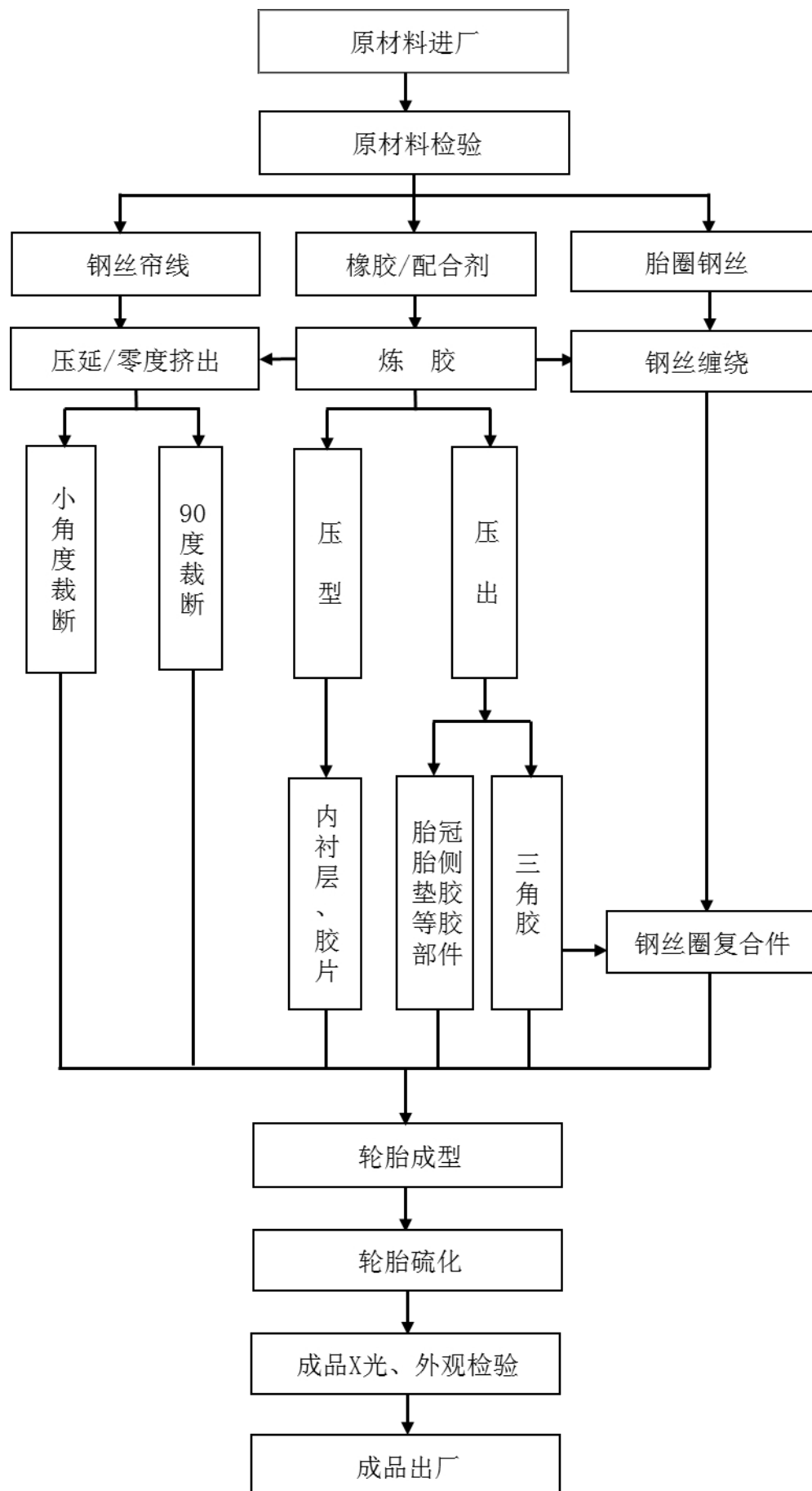
#### **(4). Production process and flow**

√Applicable      Not applicable

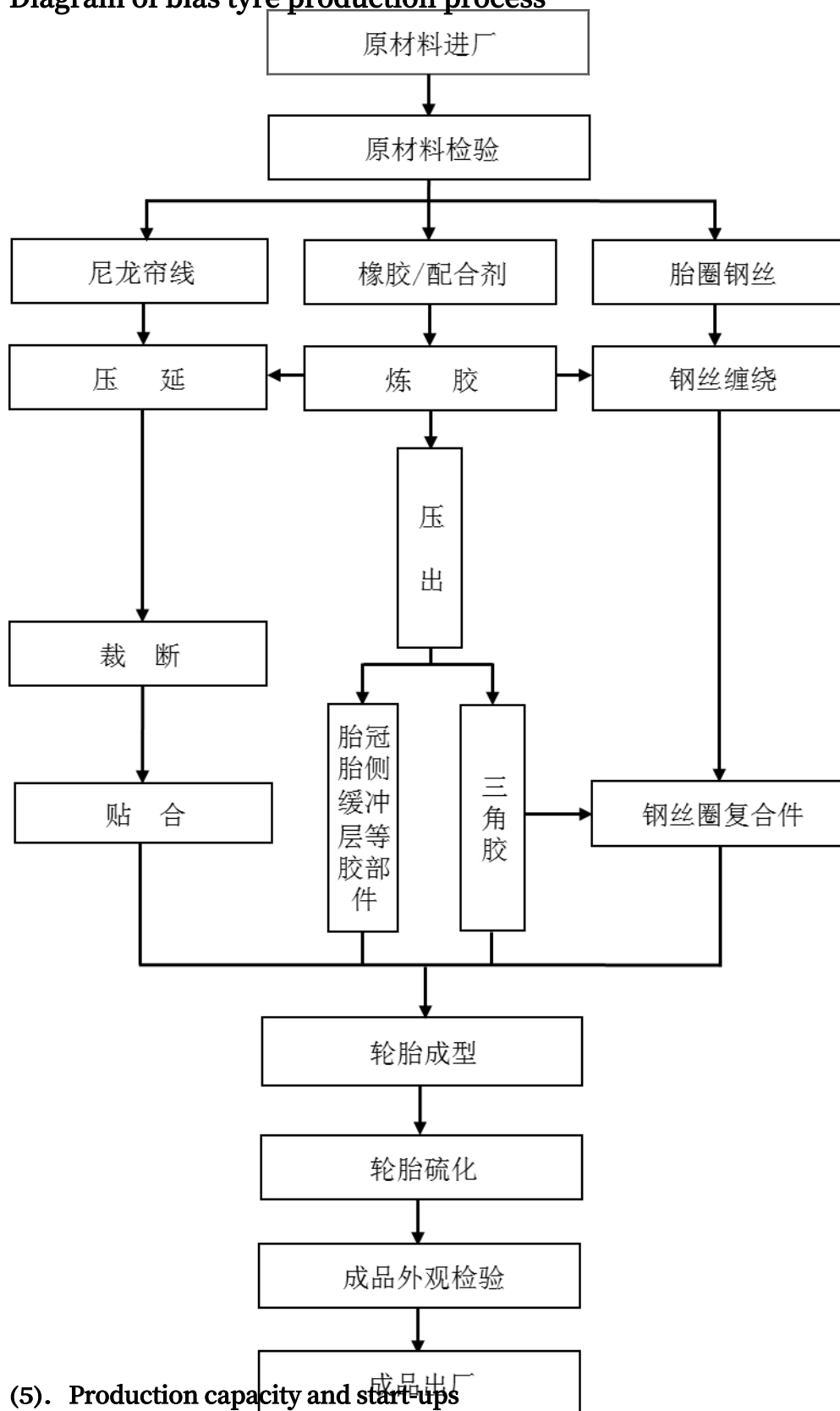
#### **Semi-steel radial tyre production process flow chart**



All-steel radial tyre production process flow chart



### Diagram of bias tyre production process



### (5). Production capacity and start-ups

√Applicable

Not applicable

Unit: RMB 10,000

Currency: RMB

Main plant or sports event	Designed capacity	Capacity utilisation (per cent)	Capacity under construction	Capacity under construction has been invested funding level	Capacity under construction is expected to Completion time
Semi-steel tyres catalogue	6 million	55.42	3 million semi-steel radial tyre		under construction
Construction of 1.2 million high-performance intelligent all-steel radial tyres construction projects	1.2 million	40.62	--		
Thailand High Performance Radial Tyre Project	1.3 million all-steel radial wheels	106.71	300,000 all-steel radial tyres		Projected first half of 2023
<b>Increases or decreases in productive capacity</b>					
Thailand High Performance Radial Tyre Project	6 million semi-steel radial wheels	74.49	--		
The company invested about RMB 1,906,580,000 in Sihanoukville Special Economic Zone, Cambodia, to build a high-performance product with an annual production capacity of 5 million strips. Semi-steel radial tyres and 900,000 high-performance all-steel radial tyre projects.					
<b>Adjustments to optimise product lines and capacity structure</b>					
Thailand High Performance Radial Tyre Project	900,000 all-steel radial wheels	--	900,000 all-steel radial tyres		Projected end of 2024
<b>Unusual shutdowns</b>					
Cambodia Project	5 million semi-steel radial wheels	--	5 million semi-steel radial tyres		Projected end of 2024
<b>3. Procurement of raw materials</b>					
<b>(1). Basic information on major raw materials</b>					
Main raw materials	Procurement modalities	settlement terms (accountancy, law)	Price change year-on-year Activity ratio (%)	procurement volume	consumption
natural rubber	direct purchase	Acceptance or bank Remittance payments	4.80	78,400 tonnes	75,600 tonnes
synthetic rubber	direct purchase	Acceptance or bank Remittance payments	7.52	24,900 tonnes	20,800 tonnes
The prices of key raw materials on the Company's operating costs					
steel cord	direct purchase	Acceptance or bank Remittance payments	-0.39	31.4 million tonnes	319,000 tonnes

---

costs increase as prices rise.



**(2). Basic information on major energy sources**

□Applicable √Not Applicable

**(3). Raw material price fluctuation risk countermeasures Main holdings of derivatives and other financial products**

□Applicable √Not applicable

**(4). Basic information on the use of other modalities, such as phased stockpiling**

□Applicable √Not applicable

**4 Product sales****(1). Basic information on the main business of the company by segmented industry**

Unit: Yuan Currency: RMB

√Applicable niche industry	Not applicable revenues	Not applicable costs	Gross margin in (%)	Increase in operating income over the previous year Less (%)	Increase in operating costs over prior year Less (%)	Increase or decrease in gross profit margin over the previous year (per cent)	Gross profit of products in the same industry and field status
<b>(2). Basic information on the Company's main business by sales channel</b>							
√Applicable tyres	4,060,865.23	2,015.01	97.2	-3.49	-3.64	0.14	Decrease in operating income over previous year (%)
Distribution channels	4,026,499,234.86					-1.14	
Other channels	34,165,997.17					-74.60	

**Statement of accounting policy**

□Applicable √Not applicable

**5 Environmental and safety situation****(1). Basic information on major safety production accidents during the reporting period of the Company**

□Applicable √Not applicable

**(2). Significant environmental violations**

□Applicable √Not applicable

## (v) Analysis of the investment situation

### Overall analysis of outward equity investments

√Applicable □Not applicable

During the reporting period, the Company's wholly-owned subsidiary in Cambodia completed the registration of name change, and the changed name was "General Tyre Technology (Cambodia) Co. Ltd. and the Company newly established **o n e** holding subsidiary.

Ltd. for RMB 0 (contributed capital of RMB 10 million, paid-in capital of RMB 1.3 million as of the end of the reporting period), as follows:

Name of investee company	Main business	registered capital	percentage of shareholding
Wuxi Qianlima Sales Co.	General items: tyre sales; rubber products sales; machinery and equipment sales; chemical products sales (excluding licensed chemical products); auto parts and accessories wholesale; import and export of goods; import and export agency; domestic trade agency (except for items subject to approval by law, the (To carry out business activities independently in accordance with the law with business licence)	15 million	51 per cent
Wuxi Hongri Wind Energy Technology Co.	Licensed projects: power generation business, power transmission business, power supply (distribution) business; construction engineering; transmission, power supply, installation, maintenance and testing of the receiving power facilities (projects subject to approval by law, approved by the relevant departments before carrying out business activities, the specific business projects subject to approval results) General projects: wind turbines, fans manufacturing; generators and generator sets manufacturing; onshore wind turbine sales; wind power Generator sets and parts sales; generators and generator set sales; power industry, energy efficient technology research and development; wind power generation technology services; wind farms and related systems research and development; technical services,	50 million	20 per cent

	technology development, technology consulting, technology exchanges, technology transfer, technology promotion (except according to). (Outside the projects that must be approved by law, with a business licence to carry out business activities independently in accordance with the law)		
--	---	--	--

**1. Significant equity investments**

☐Applicable ☒Not applicable

**2. Significant non-equity investments**

☐Applicable ☒Not applicable

**3. Financial assets at fair value**

☒Applicable ☐Not applicable

Unit: Yuan Currency: RMB

asset class	beginning of period	Gains and losses on fair value changes during the period	Cumulative fair value changes recognised in equity act	Impairment provided for during the period	Amount purchased during the period	Amount sold/redeemption during the period	Other changes	closing figure
the rest	8,000,000.00				20,000,000.00	8,000,000.00		20,000,000.00
add up the total	8,000,000.00				20,000,000.00	8,000,000.00		20,000,000.00

Investment in securities

☐Applicable ☒Not Applicable

Private equity investments

☐Applicable ☒Not Applicable

Derivatives investments

☐Applicable ☒Not Applicable

#### 4. Specific progress in the integration of major asset reorganisations during the reporting period

☐Applicable ☒Not Applicable

##### (vi) Major asset and equity sales

☐Applicable ☒Not applicable

##### (vii) Analysis of major holding and participating companies

☒Applicable ☐Not applicable

name (of a thing)	Nature of business	Registered capital roots or stems of plants	participation ratio preceded	total assets	net assets	net profit
Wuxi Qianlima Technology Co.	Engaged in the production of bias tyres and cord fabrics, processing and sales (representative, agreement etc)	8,000 \$10,000	100%	102,572,423.97	38,053,469.04	-11,282,679.88
Wuxi Jiu Cheng Tong Rubber Trading Co.	Rubber and rubber products, rubber tyres, chemical raw materials and products, packaging Sales of materials	3 million	100%	22,062,682.63	867,705.40	-1,598,427.64
General Rubber (Thailand) Co.	Manufacture, processing and sale of rubber and rubber products, tyres and related products,	6.3 billion baht	100%	3,017,135,212.77	1,666,649,484.50	235,124,325.57

	import and export (commercial) trade					
Wuxi Qianlima Tyre Sales Co.	Tyre sales; rubber products sales; machinery and equipment sales; chemical products sales (excluding licensed chemical products); auto parts and accessories wholesale; import and export of goods; import and export agency; national Domestic trade agents	15 million the Yuan or Mongol dynasty (1279-1368)	51 per cent	35,267,500.46	14,918,234.13	-81,765.87
Hongdou Group Finance Co.	Financial and financing advisory, credit verification and related consulting and agency services to members; assisting members in realising transaction payments The receipt	156,000 \$10,000,000	20 per cent	4,349,625,695.68	1,957,257,174.93	105,994,395.42

	and payment of money, etc.					
--	-------------------------------	--	--	--	--	--

**(viii) Information on structured subjects controlled by the company**

☐Applicable ☒Not applicable

**VI. DISCUSSION AND ANALYSIS OF  
THE FUTURE DEVELOPMENT OF  
THE COMPANY (i) Industry  
landscape and trends**

☒Applicable ☐Not applicable

According to Michelin, the domestic tyre market will sell 294 million units in 2022, an overall decline of 8.9%, with semi-steel tyres and

All-steel tyre sales were 240 million and 54 million, down 4.0% and 25.8% year-on-year. With the gradual improvement of the macro-economy, the domestic all-steel tyre is expected to usher in the bottom of the boom reversal, semi-steel tyre is expected to maintain a strong demand resilience.

From the current global overall pattern, radial tyre R&D and manufacturing are slowly shifting from developed countries to developing countries. Some of the large commercial tyre manufacturers in developed countries have invested their industrial capital and tyre product R&D in developing countries, especially in some developing countries in Asia. The rapid development of Asian countries and the car ownership has been steadily rising, for tyre companies to create more opportunities. In addition, Asia has a unique advantage of natural rubber, as one of the important raw materials for tyre manufacturers, the world's three major rubber producing countries are all located in Asia. Demand for branded tyre products across Asia is expected to grow at an average rate of 3.8% per annum from 2020 to 2025.

China as a tyre production country, tyre consumption market is vast. In recent years, the domestic head tyre enterprises in overseas base layout, product performance, brand channels and other aspects of continued efforts to continuously improve the domestic market share, overseas market share steadily increased, showing upward penetration trend.

**Tyre industry trends:**

**I. Layout globalisation and accelerate the construction of overseas factories.**

With the serious homogeneous competition in the domestic market and the impact of foreign double-reverse policies, Chinese tyre enterprises are pursuing high-quality development, circumventing trade barriers in Europe and the United States and other places, deepening international production capacity cooperation, and further advancing the enterprise's global layout, and the industry's head tyre enterprises are accelerating the pace of



overseas plant construction, and making efforts to capture the mid- to high-end market in terms of channels and brands.2023, with the drop in shipping costs and the overseas In 2023, with the drop of shipping cost and the rebound of orders from overseas dealers, Chinese tyre enterprises with overseas bases will have more opportunities to continue to seize the share of international brands.

**Second, backward production capacity elimination, tyre industry integration accelerated.**

Affected by the slowdown in industry growth and the national 30-60" dual-carbon strategy, the tyre industry as an investment-intensive, high fixed expenditures, raw material costs accounted for a large proportion of the industry, continued through structural adjustment, technological innovation, green development. 2022 June, shandong province, shandong province, the department of industry and information technology issued "2022 shandong province, using the comprehensive standards to promote backward production capacity in accordance with the rules and regulations". Exit Work Programme", marking the official start of a new round of rectification of the tyre industry in Shandong Province, as a large tyre province of Shandong, this round of production capacity to exit the policy is clearly defined, the policy has increased, but also for the creation of a fair and competitive market to bring greater help, presenting a higher quality, more efficient, more sustainable, more secure development trend, more conducive to the establishment of national brands in the international market position.

**Third, intelligence and greening have become long-term development trends.**

During the "14th Five-Year Plan" period, China's digital economy stepped into a new stage of system construction, the digital economy and the real economy in-depth integration, around technology, data, platforms and other aspects of the digital economy governance has gradually become the new normal. Tyre consumption is also developing towards high-quality, high-performance, green tyres, while the current tyre industry production and manufacturing links are still faced with labor-intensive, complex processes and other issues, in order to ensure production efficiency, energy conservation and environmental protection and product quality stability, advanced tyre companies are 5G, information technology, cloud computing and other technologies with the combination of the traditional manufacturing sector, in process optimization, process control, energy management and safe production, marketing and service, etc. to optimize the configuration of industrial chain management and achieve intelligent transformation and upgrading of the tyre industry. At the same time in the policy and demand driven, China's new energy vehicle development prospects are better, new energy vehicle tyre demand will maintain substantial growth.

**Fourthly, innovation capacity is becoming more and more prominent, and domestic substitution is gradually accelerating.**

The R&D and innovation capacity of tyre enterprises has been continuously enhanced, and they have increased their investment in expanding the production capacity of medium- and high-end products. The product structure continues to optimize, the proportion of large-size, high-performance and ultra-high-performance passenger car tyres, and the proportion of commercial vehicle tyres without tubeless tyres are gradually increasing, and tyre products are developing in the direction of lightweight, low rolling resistance, green and safety.

Relying on lean manufacturing, intelligent manufacturing and product research and development, the brand image of Chinese tyre enterprises in the international market has been gradually improved, and has been recognised by the majority of customers, automobile enterprises and end consumers, the overseas market share is gradually increasing, and the replacement of domestic brands is gradually accelerating, and promoting the sustainable and high-quality development of enterprises.

**(ii) Corporate development strategy**

√Applicable Not applicable

The company adheres to the value concept of "Good tyre, General Made", seizes the opportunity of domestic and international double-cycle development, and focuses on "Let

every tyre, General Made".

The mission of "making the tyre a high-quality product", vigorously promote the "5X strategic plan", and strive to achieve five large domestic and international production bases, five R & D centres, 500 strategic channels, 5,000 core shops, and a production capacity of more than 50 million tyres in the next 10 years.

The company will continue to adhere to the core values of "Integrity, Gratitude, Innovation and Excellence", plough into the tyre industry, specialize, refine and strengthen its main business, focus on market segment leaders, and strive to build a "new generation of safe tyres". At the same time, we actively embrace "carbon neutrality", respond to the national "Belt and Road" initiative, adhere to the green low-carbon, high-end manufacturing and sustainable development, and focus on building "independent innovation, independent brand, independent capital" type of enterprise, promoting the company's "independent innovation, independent brand, independent capital" type of enterprise. We focus on building an "independent innovation, independent brand, independent capital" type of enterprise, promoting the high-quality development of the company in "internationalisation, intelligence and greening", and focusing on the development guideline of "attracting talents with all our strength, expanding channels with all our strength, opening up new products with all our strength, guaranteeing the quality with all our strength, lowering the cost with all our strength, and increasing the efficiency with all our strength". We will focus on the development policy of "all-out talent attraction, all-out channel development, all-out quality assurance, all-out cost reduction, and all-out efficiency enhancement", continue to develop high-level scientific and technological innovation and lean production, build industry-leading 5G carbon cloud intelligent factories and "black-light workshops", and work with our partners to build the optimal allocation of the industrial chain, realize the empowerment of the digital intelligent factories, assist the upgrade of the tyre industry, and provide safer, greener, and more cost-effective products and services for the global users. To accelerate the achievement of the strategic goal of "10 billion General" and to build a national tyre enterprise with international influence.

### (iii) Business plan

√Applicable Not applicable

#### **1. Accelerate the globalisation layout and enhance the international competitive advantage**

The company will continue to practice the "5X Strategy" through top-level design, base construction, brand building, channel empowerment, R&D

Innovation, capacity release and other aspects of the strategic layout.

In 2023, the Company's Thailand plant will continue to optimise the industry chain and value chain resource integration, enhance the proportion of high gross profit product mix and storage and logistics capacity, and maximise production capacity and benefits, while continuing to push forward the construction of new projects to fully meet market demand. The Cambodian production base will accelerate the expansion of production capacity and strive for the full release of production capacity by the end of 2024, and push forward the selection and construction of new overseas bases in due course.

Around the global layout, the implementation of the "Thousand Horses Talent Plan" increasing the introduction of tyre R & D, intelligent manufacturing, marketing and management professionals with an international perspective, and further increase the proportion of localisation in overseas factories, to create a learning, innovative, cohesive characteristics of the core team, to support the promotion of the company's high-quality development.

The three production bases in China, Thailand and Cambodia will complement each other's advantages and share resources to further consolidate and enhance the company's competitive advantages, provide global users with better products and services, and strive to be a "thousand-mile horse" on the Belt and Road.

## **2, adhere to the differentiation strategy, continue to focus on R & D innovation**

The company always takes scientific research and innovation as the source power of enterprise development, comprehensively promotes independent innovation, focuses on categories, and creates explosive products in segmented markets. The company will continue to adhere to the forward-looking strategic layout, guided by market insight, adhering to the concept of differentiated design, promoting systematic R & D management, implementing integrated product development, vigorously carry out the R & D and application of new materials and new technologies, focusing on cutting-edge projects, and practically solving the user's pain points, and at the same time, constructing a "platform, standardisation, standardisation, generalisation and componentisation", promoting end-to-end cost management, and consolidating the leading edge of products in niche markets. At the same time, we will build "platformisation, normalisation, standardisation, generalisation and componentisation", promote end-to-end cost management, and consolidate the leading edge of our products in the market segments.

On the other hand, we will further increase the research and development of new

energy green tyres with low rolling resistance, low fuel consumption and low noise, and the research and development of industrial and mining tyres with low heat generation, high abrasion resistance and high cost-effectiveness, as well as the development of secondary load-bearing tyres, so as to focus on the transformation and drive the development of high quality and enhance the comprehensive competitiveness of the enterprise.

At the same time, in the face of the strong demand for new energy automobile industry, we will accelerate the research and layout with the market in mind, and form a characteristic new energy product series and technology system.

### **3、Focus on brand positioning, sustained marketing activities empowerment**

The Company will further focus on the brand positioning of "New Generation of Safe Tyres", create a brand value system, establish the combination of each product brand and market segments, enhance brand differentiation and scenario expression, and strengthen consumer awareness. Through international exhibitions, auto/sports events, outdoor advertisements and new media such as small videos, the company will enhance its brand publicity and continue to expand its brand awareness and influence.

In 2023, the Company will continue to promote product power with brand power, innovate brand marketing, promote the normalisation of marketing activities, make extensive use of roadshows, drivers' meets, and the combination of online and offline to empower dealers and retailers to activate the terminal market, strengthen fan operations, explore innovative modes, look for breakthroughs in sales volume, and explore cross-border co-operation modes to improve consumer stickiness.

### **4、Promote the channel multiplication plan and explore the potential of overseas market.**

In 2023, the Company will rely on the advantages of its dual overseas bases in Thailand and Cambodia to further increase the layout of its international marketing network, increase the establishment of overseas branches and offices, consolidate its cooperation with local large-scale importers and retailers in the United States and Europe, and accelerate the development of new products.

Market and new customer development, promote flat sales, reduce sales links, sales profit maximisation; for different target market demand, to provide diversified, customised tyre products and close service, digging deep into customer demand, increase product value-added, and further enhance the company's sales profitability.

For the domestic replacement market, we will focus on optimising the product portfolio, advancing the channel multiplication plan, deepening the promotion of brand activities and enhancing the logistics and distribution capabilities, and continue to build a model market. In terms of supporting, we will continue to focus on middle- and high-end OEMs, consolidate and enhance business cooperation through front-end R&D and perfect service mechanism, while expanding new energy vehicle enterprises with specialised products to accelerate the layout.

### **5、Improve the quality assurance mechanism, promote the high-quality development of enterprises**

Through the "Digital Intelligence Transformation", the company has laid out high-end intellectual manufacturing to improve the overall production efficiency and quality. Focusing on the mission of "making every tyre a high-quality product", the company establishes a systematic whole-process quality control system from quality control of product design at the research and development end to lean production at the manufacturing site and service management at the market end, and continuously carries out the activities of "Thousands and Thousands of Tires without Waste" and "Quality Trustworthy Team" to ensure the provision of high-quality products to customers. We also continue to carry out the activities of "no defective products of thousands of articles" and "quality trustworthy team" to ensure that we can provide customers with high-quality and high-quality products. At the same time, the company continues to promote the performance excellence management model, focusing on customer-centred process optimization and reconstruction and management changes, strengthening the quality standard assessment, improving the process control capabilities, enhancing the staff's ability to improve lean, forming a cultural atmosphere of learning to catch up, truly implementing the concept of quality into action, and making every effort to create superior products.

### **6、Sustainable wisdom to digital reform, enhance the green manufacturing capacity**

The company's domestic semi-steel tyre factory has already achieved "black light workshop" operation, and its intelligent manufacturing capability has a leading level in the tyre industry. On this basis, the company actively applies industrial brain + general cloud + intelligent logistics to empower the intelligent construction of overseas factories, using 5G, digital and other advanced technologies and the deep integration of tyre manufacturing, and exploring the construction of the industry's "tyre intelligent factory" model.

In terms of green manufacturing, we promote industrial upgrading around the national advocacy of "green development and low-carbon travel", increase investment in the digital construction of the industrial Internet, and jointly deploy the "5G Carbon Cloud Intelligent Factory" with strategic partners to continuously save resources and reduce energy consumption. We will continue to conserve resources and reduce energy consumption, improve productivity and product quality, and enhance the viability and competitiveness of enterprises.

At the same time, the company will also actively promote the creation of green products, focusing on low rolling resistance, high wear resistance performance optimization and further research and upgrading, the development and promotion of environmentally friendly and energy-saving tyre technology and products, to achieve precise control of the production process of energy use, recycling, to create a new green tyre industry, and to help the national "Carbon Peak" "Carbon Neutral" strategic objectives. Carbon Neutral" strategic goal.

#### **(iv) Possible risk exposure**

☒Applicable ☐Not applicable

##### **1. The risk of increased international trade barriers**

In recent years, the rubber tyre industry has been facing the problems of global manufacturing overcapacity and the rising trend of anti-globalisation, and international relations have become more complicated. The United States, Europe, Brazil, Indonesia and other countries and regions have implemented relevant trade protection policies on China's tyre exports one after another.<sup>2022</sup> On September 6, the U.S. Department of Commerce initiated an anti-dumping investigation into Thailand's passenger car and light truck tyres. The first annual administrative review of the investigation is expected to be published in 2024, and the Company is still subject to the 17.08% tax rate in line with other tyre companies in Thailand. The review investigation will not have any impact on the operation of the Company's Thailand plant in 2023.

Significant adverse effects.

At present, the company's Cambodian production base has begun production, the company will further enhance the company's ability to cope with international trade friction through the precise positioning of the overseas dual base and resource complementarity, as well as cost reduction and efficiency measures. In the future, the company will accelerate the layout of the 5X strategic plan, through the initiative to develop new markets and marketing network layout, close to the market service, while accelerating the site selection and construction of production bases in other overseas countries, to continue to improve international competitiveness, to avoid the impact of trade protection policy countries on the company's export business.

## **2. Risk of increased market competition**

Domestic and foreign tyre production enterprises, China's tyre industry industrial concentration is not high, the global tyre market competition is fierce. Among them, low-end tyre overcapacity, product homogeneity is serious, the technical level needs to be improved, while the shortage of medium and high-end tyre products, there is a large space for development, China's tyre industry in the competition with the international brands urgently need to continue to do better and stronger. The company will accelerate industrial transformation and upgrading, continue to promote the construction of independent brands, scientific and technological innovation, intelligent manufacturing and global layout, through the development of international market channels, product structure optimisation, lean management deepening, and continue to improve the core competitiveness, to better cope with domestic and international market competition and risks.

## **3. Risk of fluctuations in raw material prices**

The raw materials for tyre production are mainly composed of natural rubber, synthetic rubber, carbon black and steel cord. Natural rubber as the main raw material for tyre production, its price is affected by international economic conditions, natural conditions, trade, exchange rates, capital and other multiple factors, other tyre bulk raw materials by industry policy, electricity costs and many other factors affect the price rise, various types of raw material price fluctuations in the short term on the company's profitability constitute an adverse impact. The company will focus on the changes in the market of raw materials, and strive to achieve the purchase of additional volume at low prices by locking in long term contracts and implementing timely purchasing and other strategies, while continuing to



maintain a good strategic partnership with suppliers, and endeavouring to reduce the cost of procurement.

#### **4. Risk of exchange rate changes**

The settlement currency of the company's export business is mainly the US dollar, if the exchange rate fluctuates significantly, it will affect the company's foreign sales revenue, raw material procurement costs settled in foreign currency, foreign currency assets and liabilities, etc., which will in turn affect the company's profit. The company will pay close attention to the foreign exchange market changes, and through adjusting the settlement terms with upstream and downstream enterprises and adopting forward settlement, foreign exchange options and other foreign exchange hedging methods to reduce the impact of exchange rate fluctuations on the company's operations.

#### **5. Pledge risk**

During the reporting period, the controlling shareholder, Hongdou Group, held 657,320,290 shares of the Company and pledged 511,720,000 shares, accounting for 77.85% of the total number of shares of the Company held by the controlling shareholder and 32.36% of the total share capital of the Company, while Hongdou Group and its concert parties, namely, Wuxi Hongdou International Investment Co. Ltd. and its concert parties, Zhou Haijiang and Gu Cui, who together hold 695,063,058 shares of the Company, pledged 511,720,000 shares, accounting for 73.62% of the total number of shares held by them and 32.36% of the total share capital of the Company. The controlling shareholder of the Company and its parties acting in concert will take measures, including but not limited to early repurchase, additional pledge, additional margin and other measures, to actively address the risks in accordance with the market conditions.

#### **(v) Other**

☐Applicable   ☒Not applicable

**VII. Circumstances in which and reasons why the company has not disclosed in accordance with the Guidelines due to non-application of the provisions of the Guidelines or for special reasons such as state secrets or commercial secrets**

☐Applicable ☒Not applicable

## **Section IV. Corporate governance**

### **I. Information note on corporate governance**

☒Applicable ☐Not applicable

The Company, in accordance with the Company Law, the Securities Law, the Guidelines on the Articles of Association of Listed Companies and other laws, regulations and regulatory documents As required, a corporate governance structure with clear powers and responsibilities and standardised operation has been set up, comprising a general meeting of shareholders, a board of directors, a supervisory board and senior management.

#### **1. Corporate governance**

(1) About shareholders and shareholders' meeting. The Company organises its shareholders' general meetings in strict accordance with the relevant provisions of the Company Law, the Articles of Association and the Rules of Procedure for Shareholders' General Meetings. In 2022, the Company has held one annual shareholders' general meeting and six extraordinary shareholders' general meetings, all of which have been witnessed by lawyers on site and legal opinions issued on their legality. The Company treats all shareholders equally and ensures that all shareholders enjoy equal status and can fully exercise their rights. The shareholders' general meeting of the Company is conducted in strict accordance with the stipulated procedures for connected transactions, and the connected shareholders avoid voting, so as to ensure that the connected transactions are in line with the principles of openness, fairness, impartiality and reasonableness.

(2) On controlling shareholders and listed companies. The controlling shareholders of the Company have exercised their rights and assumed their obligations in accordance with laws and regulations, and have not interfered directly or indirectly with the Company's business activities beyond the shareholders' general meeting. There is no encroachment on the Company's assets or damage to the interests of the Company and small and medium-sized shareholders. During the reporting period, there was no change in the controlling shareholders of the Company, the Company and the controlling shareholders were independent of each other in terms of personnel, assets, finances and organisational business, and the senior management of the Company did not hold any administrative positions in the controlling shareholders and their affiliates other than that of directors and supervisors. The Company did not provide guarantee for the controlling shareholder and its

affiliated enterprises, and there was no non-operational occupation of the Company's funds by the controlling shareholder.

(3) About Directors and Board of Directors. The Board of Directors of the Company consists of 7 directors, including 3 independent directors, the number and composition of which are in compliance with the requirements of laws and regulations. The Directors of the Company are able to attend the Board of Directors and shareholders' meetings in accordance with the Rules of Procedure of the Board of Directors in a conscientious, responsible, diligent and honest manner, actively participate in the relevant business training, familiarise themselves with the relevant laws and regulations, and clearly define the rights, obligations and responsibilities of the Directors. The Board of Directors has formed four specialised committees, namely Audit, Remuneration and Evaluation, Strategy and Nomination, in accordance with the relevant regulations, of which the independent directors of the Audit, Remuneration and Evaluation and Nomination Committees accounted for the majority of the committee members and acted as the chairpersons. During the reporting period, the Company held a total of 14 meetings of the Board of Directors, at which the proposals on the plan for the non-public issue of A shares for the year 2022, the provision of guarantees for wholly-owned subsidiaries and connected transactions were considered and passed, thus effectively bringing into play the decision-making mechanism of the Board of Directors.

(4) Regarding the Supervisors and the Supervisory Committee. The Supervisory Committee of the Company consists of three Supervisors, one of whom is an employee representative Supervisor, and the number and composition of the Supervisory Committee of the Company are in compliance with the requirements of the laws, regulations and the Articles of Association of the Company. The members of the Supervisory Committee were able to conscientiously perform their duties in accordance with the provisions of the Rules of Procedure of the Supervisory Committee of the Company, and in a responsible attitude towards the shareholders, they effectively supervised the operation and management of the Company, its financial position, connected transactions, formulation and implementation of profit distribution plan and the lawfulness and compliance of the performance of duties by the Directors and senior management of the Company. During the reporting period, the Company held a total of 14 meetings of the Supervisory Committee, at which the proposals on the plan for non-public issuance of A shares for the year 2022, the provision of guarantees for wholly-owned subsidiaries and connected transactions were considered and passed.

(5) Senior management and managers. The senior management of the Company is able to participate in the discussion of major decision-making matters of the Company, consider the periodic reports of the Company and attend the Board of Directors' and shareholders' meetings of the Company in strict accordance with the requirements of the Articles of Association of the Company. The management of the Company is able to diligently perform its duties and implement effective management and control over the daily production and operation of the Company to ensure the completion of the Company's annual business objectives.

(6) Stakeholders. The Company fully respects and safeguards the legitimate rights and interests of consumers, employees, suppliers, creditors and other stakeholders, and jointly promotes the sustainable and stable development of the Company.

(7) About information disclosure and transparency. The Company has formulated the Information Disclosure Management System and the Investor Relations Management System, The Company has also designated the Securities Department of the Company to be responsible for fulfilling the obligation of information disclosure in accordance with the law. All information to be disclosed by the Company is disclosed truthfully, accurately, completely and in a timely manner in the designated information disclosure media and on the website of the Shanghai Stock Exchange ([www.sse.com.cn](http://www.sse.com.cn)), so as to ensure that all shareholders have an equal opportunity to obtain the information. During the reporting period, the Company completed a total of 4 phases of periodic reports and 111 interim announcements were disclosed to enable investors to obtain timely, fair, accurate and complete information about the Company's position.

(8) About investor relations. The Company attaches importance to communication and exchange with investor relations, the Board of Directors appointed the Secretary of the Board of Directors and investor relations manager responsible for information disclosure and investor relations management, strengthen communication with small and medium-sized shareholders, listen carefully to the shareholders of all parties to the development of the Company's suggestions and opinions, timely feedback to the Board of Directors, and effectively ensure the legitimate rights and interests of small and medium-sized shareholders.

## 2. Management of insider registration

During the reporting period, the Company strictly complied with the "No. 5 Supervisory Guidelines for Listed Companies - Management System for Registration of Persons Informed of Insider Information of Listed Companies" of the Securities and Futures Commission (SFC) and the "System for Registration of Persons Informed of Insider Information of the Company" of the Company and other relevant regulations to maintain the confidentiality of the insider information,

to do a good job of registering and filing of the persons who have knowledge of the insider information and to guard against the abuse of the right to know by the persons who have knowledge of insider information. The Company and the relevant persons do not have any information that may be used for the purpose of insider trading. The Company and the relevant personnel have not been subject to regulatory measures and administrative penalties by the regulatory authorities for the implementation of the registration system for persons with knowledge of insider information or suspected insider trading. There are no cases of illegal trading of the Company's shares by the Company's directors, supervisors and senior management.

### 3. Internal control system construction

During the year 2022, the Company established a relatively perfect corporate governance structure and governance system in accordance with the requirements of the Company Law, the Securities Law and other laws and regulations, as well as the relevant provisions of the China Securities Regulatory Commission and the Shanghai Stock Exchange. During the reporting period, the Company sorted out and improved its internal control processes and strictly implemented various laws and regulations, the Articles of Association and internal management system, continuously improved the standardised operation of the general meeting of shareholders, the Board of Directors, the Board of Supervisors and the management layer, and effectively safeguarded the lawful rights and interests of the Company and its shareholders.

Whether there are significant differences between corporate governance and the laws, administrative regulations and CSRC's regulations on governance of listed companies; if there are significant differences, the reasons should be stated

☐Applicable ☒Not Applicable

## **II. Specific measures taken by the controlling shareholders and de facto controllers of the Company to ensure the independence of the Company's assets, personnel, finances, organisations and business, as well as the solutions adopted to affect the independence of the Company, the progress of work and the follow-up work plan**

☒Applicable ☐Not applicable

The Company operates in strict accordance with the Company Law, the Articles of Association and other laws, regulations and rules, and is independent of its controlling shareholders in terms of business, personnel, assets, organisation and finances, and has an independent and complete business system and independent operation capability. The Company

The controlling shareholders have strictly regulated their own behaviour, participated in major decisions of the Company through the general meeting of shareholders, exercised shareholders' rights and fulfilled shareholders' obligations, and have not interfered in the Company's decision-making and operating activities directly or indirectly beyond the general meeting of shareholders. There is no influence on the Company's autonomous operation.

The situation of controlling shareholders, de facto controllers and other units under their control engaging in the same or similar business as the Company, as well as the impact on the Company of competition in the same industry or significant changes in the situation of competition in the same industry, the measures taken to resolve the situation, the progress of the resolution, and the subsequent resolution plan

☐Applicable ☒Not applicable

### III. Briefing on the General Meeting of Shareholders

Session of the Conference	Date of convening	Designated website for publication of resolutions The query index of the	Disclosure of publication of resolutions dates	Conference resolution
2021 Annual General Meeting	18 May 2022	Shanghai Stock Exchange (SSE) website ( <a href="http://www.sse.com.co.uk">http://www.sse.com.co.uk</a> )	19 May 2022	For details, please refer to the Announcement of Resolutions of the 2021 Annual General Meeting of Jiangsu General Technology Co. (Notice No: 2022-036)
First Extraordinary General Meeting 2022	16 March 2022	Shanghai Stock Exchange (SSE) website ( <a href="http://www.sse.com.co.uk">http://www.sse.com.co.uk</a> )	17 March 2022	For details, please refer to the "Announcement of Resolutions of the First Extraordinary General Meeting of 2022 of Jiangsu General Technology Co: (2022-019)
2022 Second Extraordinary General Meeting	8 June 2022	Shanghai Stock Exchange (SSE) website ( <a href="http://www.sse.com.co.uk">http://www.sse.com.co.uk</a> )	9 June 2022	For details, please refer to the "Announcement of Resolutions of the Second Extraordinary

				General Meeting of 2022 Jiangsu General Technology Co.: 2022-049)
2022 Third Extraordinary General Meeting	24 June 2022	Shanghai Stock Exchange (SSE) website ( <a href="http://www.sse.com.co.uk">http://www.sse.com.co.uk</a> )	25 June 2022	For details, please refer to the "Announcement of Resolutions of the Third Extraordinary General Meeting of 2022 of Jiangsu General Technology Co.: 2022-056)
2022 Fourth Extraordinary General Meeting	31 October 2022	Shanghai Stock Exchange (SSE) website ( <a href="http://www.sse.com.co.uk">http://www.sse.com.co.uk</a> )	1 November 2022	For details, please refer to the "Announcement of Resolutions of the Fourth Extraordinary General Meeting of 2022 of Jiangsu General Technology Co.: (2022-095)
2022 Fifth Extraordinary General Meeting of Shareholders	2 December 2022	Shanghai Stock Exchange (SSE) website ( <a href="http://www.sse.com.co.uk">http://www.sse.com.co.uk</a> )	3 December 2022	For details, please refer to the "Announcement of Resolutions of the Fifth Extraordinary General Meeting of 2022 of Jiangsu General Technology Co.: 2022-102)
2022 Sixth Extraordinary General Meeting of Shareholders	30 December 2022	Shanghai Stock Exchange (SSE) website ( <a href="http://www.sse.com.co.uk">http://www.sse.com.co.uk</a> )	31 December 2022 date	For details, please refer to "Jiangsu General Technology Co. 2022 Sixth Interim Report of the Committee on the Elimination of Discrimination against Women

				Announcement of Resolutions of the Time Shareholders' Meeting (Announcement no: 2022-111)
--	--	--	--	---

Preference shareholders whose voting rights have been restored request the convening of an extraordinary general meeting of shareholders

☐Applicable ☒Not Applicable

Information note on the general meeting of shareholders

☒Applicable ☐Not applicable

(i) The following motions were considered and approved at the 2021 Annual General Meeting:

1. 2021 annual report on the work of the Board of Directors; 2. 2021 annual report on the work of the Supervisory Board; 3. 2021 annual report on the financial accounts;
4. Motion on the annual report and annual report summary of the Company for the year 2021; 5. Motion on the profit distribution and capitalisation of capital reserves for the year 2021; 6. Special report on the deposit and use of fund-raising for the year 2021; 7. Motion on the renewal of the appointment of accounting firm; 8. Motion on the remuneration of directors and supervisors of the Company; 9. Motion on the renewal of the series of framework agreements on connected transactions; 10. Motion on the amendment of the relevant articles of the Articles of Association; 11. Motion; 10. Motion on the amendment of relevant articles of the Articles of Association; 11. Motion on the amendment of Rules of Procedure for the General Meeting of Shareholders of Jiangsu General Technology Company Limited; 12. Motion on the amendment of Rules of Procedure for the Board of Directors of Jiangsu General Technology Company Limited; 13. Motion on the signing of Financial Service Agreement and Connected Transaction with Hongdou Group Finance Co. Motion on the repurchase and cancellation of part of restricted shares.

(ii) The First Extraordinary General Meeting of 2022 considered and passed the following motions:

1. the proposal on the expected daily connected transactions for the year 2022; 2. the proposal on the controlling shareholder's guarantee for the Company's application for credit line from the bank for the year 2022; 3. the proposal on the guarantee for the distributor; 4. the proposal on the guarantee for the wholly-owned subsidiary.

(iii) The following motions were considered and approved at the Second Extraordinary General Meeting of 2022:

- Proposal on the conditions of the Company's non-public offering of A shares; 2. Proposal on the plan of the Company's non-public offering of A shares for the year of 2022; 3. Proposal on the



proposal of the Company's non-public offering of A shares for the year of 2022; 4. Proposal on the report on the analysis of the feasibility of the use of the proceeds from the non-public offering of A shares for the year of 2022; 5. Proposal on the dilution of immediate returns and measures to fill the returns from the non-public offering of A shares; 6. Proposal on Dilution of Immediate Returns and Measures to Fill the Returns; 6. Proposal on Commitments of Relevant Entities of the Company on Dilution of Immediate Returns and Measures to Fill the Returns of the Non-public Issue of A Shares; 7. Proposal on Signing of Conditionally-Effective Share Subscription Agreements and Connected Transactions with Subscription Participants; 8. Proposal on Report of the Use of Previously Issued Proceeds; 9. Proposal on Return Planning for Shareholders for the Next Three Years (2022-2024); 10. Proposal on the Use of Proceeds of Non-public Issue of A Shares; 11. Proposal on shareholders' return planning for the next three years (2022-2024); 10. Proposal to request the shareholders' general meeting to authorise the Board of Directors to deal with matters relating to the non-public issue of A shares in its absolute discretion.

(iv) The Third Extraordinary General Meeting of 2022 considered and approved the following motions

(v) The Fourth Extraordinary General Meeting of 2022 considered and passed the following motions:

1、 Proposal on providing guarantee for bank financing credit of wholly-owned subsidiary; 2、 Proposal on amending relevant articles of the Articles of Association; 3、 Proposal on amending Rules of Procedure of the Supervisory Board of Jiangsu General Technology Co.

(vi) The Fifth Extraordinary General Meeting of 2022 considered and passed the following motions:

1. A proposal to adjust the allowances for independent directors of the sixth session of the Board of Directors of the Company; 2. A proposal to elect non-independent directors of the sixth session of the Board of Directors of the Company; 3. A proposal to elect independent directors of the sixth session of the Board of Directors of the Company; 4. A proposal to elect supervisors of the sixth session of the Supervisory Committee of the Company.

(vii) The Sixth Extraordinary General Meeting of 2022 considered and approved the following motions:

1. Motion on business co-operation with banks in supply chain financing and external guarantee.

#### IV. Directors, Supervisors and Senior Managers

##### (i) Changes in shareholdings and remuneration of incumbent and outgoing Directors, Supervisors and senior management during the reporting period

√Applicable □Not applicable

name and surname	Position (note)	distinguishing between the sexes	(a person's) age	Date of commencement of term of office	Termination date	Number of shares held at the beginning of the year	Number of shares held at the end of the year	Increase or decrease in the number of shares during the year	Reasons for changes	Total pre-tax compensation received from the company during the reporting period (\$ million)	Unit:
											Whether or not remuneration is received at a related party of the company
assemble	chairman of the board	male	54	2016-12-08	2025-12-01	7,739,800	11,087,760	+3,347,960	Increase in shareholdings by controlling shareholders and persons acting in concert with them; Capital capitalisation of capital surplus	118.59	clogged
Goncindo	board member	male	68	2018-05-23	2025-12-01	0	0	0	not have	--	be
Wang Zhuqian	board member	women	51	2017-08-21	2025-12-01	0	0	0	not have	--	be
Cheng Jinyuan (1933-), Hong Kong actor	board member	male	52	2019-12-06	2025-12-01	83 / 426	--	--		--	clogged

	place in a democratic assembly										
Chen Qianliang (1889-1975), Chinese communist leader, a founding member of the Ming dynasty	supervisor	male	41	2021-12-13	2025-12-01	0	0	0	not have	25.25	clogged
Liu Mengjie	Employee representative supervisors (departed) (appointed)	male	41	2022-03-08	2023-03-01	0	0	0	not have	21.62	clogged
Jiang Zhongyi (1901-1981), Chinese linguist	staff representative supervisor	male	43	2023-03-02	2025-12-01	0	0	0	not have	--	clogged

and political activist											
Yo-zhang Gu	Supervisors representing employees (departed) (appointed)	male	55	2016-12-08	2022-12-02	0	0	0	not have	13.52	clogged
Zhang Xilong (1938-1989), one of the Gang of Four	Supervisors (appointed)	male	60	2016-12-08	2022-12-02	0	0	0	not have	3.00	clogged
Gu Yahong	deputy general manager	omen	56	2021-07-12	2025-12-01	520,000	508,800	-11,200	Capitalisation of capital surplus; partial repurchase of restricted shares cancell	80.91	clogged
Zhang Gaorong	Executive Vice President	male	49	2023-02-27	2025-12-01	0	0	0	not have	--	clogged

	managers										
Zhang Gaorong	deputy general manager	male	49	2021-09-13	2025-12-01	120,000	115,200	-4,800	Capitalisation of capital surplus; partial repurchase of restricted shares cancell	75.17	clogged
FUNG SHOPPE R KIU	deputy general manager	male	48	2020-04-01	2025-12-01	340,000	326,400	-13,600	Capitalisation of capital surplus; partial repurchase of restricted shares cancell	78.92	clogged
Chen Zhijun	deputy general manager	male	47	2020-03-14	2025-12-01	300,000	288,000	-12,000	Capitalisation of capital surplus; partial repurchase of restricted shares cancell	42.93	clogged
Liu Jianlong (1938-), PRC politician, prime minister 1987-	deputy general manager	male	46	2020-03-14	2025-12-01	0	0	0	not have	47.80	clogged

1998, reigned 1978- 1998											
-----------------------------------	--	--	--	--	--	--	--	--	--	--	--

Baldwin School (London )	deputy general manager	male	53	2020-03-14	2025-12-01	300,000	288,000	-12,000	Capitalisation of capital surplus; partial repurchase of restricted shares cancell	36.70	clogged
Tao Guo-zhong	deputy general manager (outgoing)	male	46	2020-03-14	2022-12-05	120,000	115,200	-4,800	Capitalisation of capital surplus; partial repurchase of restricted shares cancell	90.46	clogged
Byapo	deputy general manager	male	39	2023-02-27	2025-12-01	0	0	0	not have	--	clogged
Byabo	secretary to the board	male	39	2016-12-08	2025-12-01	120,000	115,200	-4,800	Capitalisation of capital surplus; partial repurchase of restricted shares cancell	51.74	clogged
Jiang Jiehua (1905-1975),	chief financial officer	omen	44	2021-09-13	2025-12-01	60,000	57,600	-2,400	Capitalisation of capital surplus; partial repurchase	41.24	clogged



Mao Zedong's second wife									of restricted shares cancell		
add up the total	/	/	/	/	/	10,219,800	13,492,560	+3,272,760	/	831.30	/

name and surname	Main work experience
assemble	He has been the chief of the sales section of Hongdou Group, the deputy general manager of Nanguo Enterprise, the director of the engine factory and the director of the motorbike factory of Jiangsu Chibauma Co., Ltd, the general manager of Hongdou Group Dongfang Clothing Co. Now he is the Secretary of the Party Committee and Chairman of the Board of Directors of the Company, Chairman of Tianma International (Hong Kong) Trading Company Limited, Executive Director of Wuxi Jiu Cheng Tong Rubber Trading Company Limited, General Rubber (Thailand) Ltd, Chairman of General Tire Technology (Cambodia) Ltd, Director of General Rubber (Anhui) Co.
Goncindo	He has been the executive deputy general manager and executive vice president of Hongdou Group Co., Ltd, the general manager of Hongdou Group Children's Clothing Co., Ltd, the general manager of Jiangsu Hongdouxuan Health Science and Technology Co. He is now a director of the Company, a director and vice chairman of the board of directors of Hongdou Group Co., Ltd, chairman of the supervisory board of Jiangsu Hongdou Industry Co. Chairman of the Board of Directors of Yew Pharmaceutical Co.
Wang Zhuqian	He has been the director of Brand Culture Department of Hongdou Group Co. He is now a director of the Company, Chairman of the Supervisory Board and Deputy Secretary of the Party Committee of Hongdou Group, Director of Hongdou Group Children's Clothing Co. secretary
Cheng Jinyuan (1933-), Hong Kong actor	He has been the deputy head of the Enterprise Management Department of Hongdou Group Oriental Clothing Company, the manager of Wuxi Hongdou Light Alloy Wheel Co., Ltd, the sales manager of Hongdou Group Oriental Clothing Company, the director of the Rubber Domestic Sales Division of the company, the director of the bias tyre factory, the director of the All-Steel Marketing, the director of the marketing department, the deputy general manager of the All-Steel Marketing, the deputy general manager of the company. Now

	he is the director and general manager of the company, Wuxi Ltd., General Manager and Executive Director of Wuxi Tongyun Tyre Sales Company Limited, Chairman of General Rubber (Anhui) Co.
--	---

	Ltd., Director of General Tire Technology (Cambodia) Co., Ltd. and Chairman of Wuxi Qianlima Tyre Trading Co.
Do Hong Jing (1952-), Chinese doctor, general secretary of the Chinese Communist Party 2001- 2003	He has been a lecturer at the School of Materials Science and Engineering, Shanghai Jiao Tong University, an associate professor at the School of Materials Science and Engineering, Shanghai Jiao Tong University, and a Marie Curie Fellow at the School of Chemistry, University of Bristol, UK, Professor of the School of Materials Science and Engineering of Shanghai Jiao Tong University; currently an independent director of the Company and a permanent professor of the School of Materials Science and Engineering of Shanghai Jiao Tong University.
Cheng Rongguang (1862-1968), honourable politician, deputy prime minister of Singapore (1985-1993)	He has served as an accountant of Wuxi County Plastic Products Factory, deputy head of Xishan City Economic Committee, independent director of Dongzhu Ecological Environmental Protection Co. He is currently an independent director of the Company and the deputy chief accountant of Jiangsu CSI Accounting Firm.
Yang Haitao	He has served as a clerk in the Procuratorate of Xinwu District, Wuxi City, a practising lawyer in Jiangsu Ruilai Law Firm and a practising lawyer in Beijing Dacheng (Wuxi) Law Firm. He is currently an independent director of the Company, the executive director of Beijing Dacheng (Wuxi) Law Firm, a director of the Board of Directors, a senior partner, a member of the Fourth and Fifth sessions of the Political Consultative Conference of the Binhu District of Wuxi City, a member of the Standing Committee, and a member of the Litigation Dispute Resolution Committee of Dacheng. Director of the Financial and Securities Committee of the Lake Shore Lawyers Association.

Wang Xiaojun (1969-), PRC film director	He has served as Chief Quality Officer and Deputy Director of Enterprise Management Department of Hongdou Group Co., Ltd, Deputy General Manager of Jiangsu Hongdou International Development Co., Ltd, Vice Chairman of Jiangsu Hongdou Pharmaceutical Co. Now he is the chairman of the supervisory board of the company, vice president of Hongdou Group, chief operating officer, chief engineer, Jiangsu Hongdou Industrial Mutual Chairman of the Board of Directors of Networking Ltd.
Chen Qianliang (1889-1975), Chinese communist leader, a founding member of the Ming dynasty	He has been the director of the first all-steel plant of the Company, the director of the Enterprise Management Department, the director of the Safety and Environmental Protection Department of the Company, and the director of the Brand Marketing Department of the Company.
Liu Mengjie	Ltd., deputy director of the office of the large tire factory, human resources section chief, director of the marketing service centre, deputy director of the marketing department, director of the office, general manager Secretary, Head of Marketing Management Department. Currently, he is the Director of the Office of the General Manager of the Company.
Jiang Zhongyi (1901-1981), Chinese linguist and political activist	Ltd., Deputy Manager of Human Resources Department of Redbud Bio-Technology Co. Resources and is currently the head of the company's Human Resources Department.
Yo-zhang Gu	He has served as a staff member of Hongkongxia Transportation Company, a staff member of Wuxi Taihu Knitting Garment Factory, a staff member of Hongdou Group's General Affairs, Storage and Transportation Section, a chief of Capital Section, and a sock of Hongdou Group's Wuxi Yangtze River Industry Co. Factory Director, Blanket Factory Director, Red Bean Pine Pharmaceutical Co., Ltd, Golden Horse Cordage Fabric Factory Director, Staff Supervisor; Currently, he is the Sales Manager of the company, Supervisor of Wuxi Qianlima Technology Co.
Gu Yahong	He has been the director of the second workshop of bleaching and dyeing of Hongdou Group, the host accountant of Hongdou Group Import and Export Corporation, the host accountant of Hongdou Group Wuxi Huaxia Industrial Co. Director of General Rubber (Anhui) Co., Ltd. and Director and General Manager of General Tire Technology (Cambodia) Co.

Zhang Gaorong	Previously served as Red Bean Group Oriental Garment Company host accountant, Red Bean Group Wuxi Taihu Lake Industrial Company Limited Minister of Finance, General shares of the financial director; is now the company's executive vice president, General Director of Rubber (Anhui) Co., Ltd. and Director of General Tire Technology (Cambodia) Co.
FUNG SHOPPER KIU	Manager of Wuxi Oriental Children's Clothing Co., Ltd. of Hongdou Group, Manager of the Manager's Office of Oriental Clothing Company of Hongdou Group, Director of the Company's Brand Department, General Manager of the Foreign Trade Department, and General Manager of the All-Steel Fourth Business Unit. Director; currently Deputy General Manager of the Company, Director of Foreign Trade Division, Director of General Tyre Technology (Cambodia) Co.
Chen Zhijun	Ltd., Sales Manager of Jiangsu General Technology Co., Ltd., Director of Chima Division, North China Sales Division Minister, now deputy general manager of the company, general manager of General Rubber (Anhui) Co.
Liu Jianlong (1938-), PRC politician, prime minister 1987-1998, reigned 1978-1998	Ltd. human resources section chief, office manager, Jiangsu Hongdou International Development Co., Ltd. human resources department director, strategic development department director, Wuxi Hongdou Property Zhenjiang branch deputy general manager, Nanjing Hongdou Property Co., Ltd. executive vice general manager, general manager, Hongdou Group Children's Clothing Limited general manager, Jiangsu General Science and Technology Co. He is the head of the industry department, the head of the semi-steel tyre sales division, the head of the sales division in central China, and is now the deputy general manager of the company.
Baldwin School (London)	He has served as section chief and deputy factory director of underwear factory of Taihu Garment Company of Hongdou Group, sales manager, minister of Tongyun Business Department and minister of Southwest Sales Department of Jiangsu General Technology Co.

	Deputy General Manager of the company.
Tao Guo-zhong	Manager of Production Department of Chengxin Rubber (China) Co., Ltd, Deputy General Manager of Yiwei Yi Research Institute of Qingdao Gridda Co., Ltd, Production Operation Centre of Jiangsu General Technology Co. Director General, Deputy General Manager of the Company. Currently, he is the General Manager of Production of General Tyre Technology (Cambodia) Ltd.
Byabo	He has served as processor, laboratory director, director of the testing centre, and deputy director of the quality department of the Company; he is currently the deputy general manager and secretary of the board of directors of the Company, director of the strategic management department of the Company, and director of the General Rubber (An) Group, and deputy general manager and secretary of the Board of Directors. Ltd. and a director of Hongdou Group Finance Co.
Jiang Jiehua (1905-1975), Mao Zedong's second wife	He has been the host accountant of the company's Rubber Domestic Sales Division, the sales host accountant of the All Steel Division, the host accountant of the Red Rabbit Horse Division, the director of the Finance Operation Centre and the head of the Finance Department. Currently, he is the director of the Finance Operation Centre and the head of the Finance Department of the Company. Director of Operations.

Other information notes

√Applicable □Not applicable

- ( 1 ) The Company held the 42nd Meeting of the Fifth Session of the Board of Directors on 16 November 2022, the Fifth Extraordinary General Meeting of 2022 on 2 December 2022 and the Fifth Extraordinary General Meeting of 2022 to consider and pass the "Election of the Company's

The Company elected Ms Dou Hongjing, Mr Cheng Rongguang and Mr Yang Haitao as independent directors of the Sixth Session of the Board of Directors of the Company. Reviewed at the Fifth Extraordinary General Meeting of Shareholders in 2022

The Committee will take office for a period of three years from the date of adoption of the draft resolution.

- ( 2 ) The Company held the 40th meeting of the 5th Board of Directors and the 4th Extraordinary General Meeting of 2022 on 14 October 2022 and 31 October 2022, and considered and passed the amendment of <Corporate

The number of members of the Supervisory Board was reduced from five to three by the Resolution on the relevant articles of the Articles of Association.

The Thirty-seventh Meeting of the Fifth Session of the Board of Supervisors held on 16 November 2022, the Fifth Extraordinary General Meeting of 2022

and the Fifth Extraordinary General Meeting of 2022 considered and passed the "Proposal on the Nomination of Candidates for Supervisors of the Sixth Session of the Board of Supervisors of the Company", and elected Mr. Wang Xiaojun and Mr. Chen Qianli as the Supervisors of the Sixth Session of the Board of Supervisors of the Company, which, together with the Supervisors of the staff representatives elected by the Staff General Meeting of the Company, would constitute The Sixth Session of the Board of Supervisors of the Company. Mr Gu Youzhang, an employee representative supervisor of the fifth session, and Mr Zhang Xilong, an independent supervisor of the fifth session, left the office due to expiry of their terms of office.

( 3 ) Mr Tao Guozhong, Deputy General Manager of the Company, ceased to hold the position of senior management of the Company due to job transfer and will continue to hold other positions in the Company.

(4) On 1 March 2023, Mr Liu Mengjie, an employee representative supervisor, applied to the Company for resignation from the sixth session of the Board of Supervisors as an employee representative supervisor due to personal reasons. The Company held a general meeting of staff representatives on 2 March 2023 and elected Mr. Jiang Zhongyi as an employee representative supervisor of the Sixth Session of the Board of Supervisors of the Company, with a term of office coinciding with that of the supervisors of the Sixth Session of the Board of Supervisors of the Company.

(5) On 27 February 2023, the Third Meeting of the Sixth Session of the Board of Directors was held to consider and approve the "Proposal on the Appointment of the Executive Vice President and Deputy General Manager of the Company", which appointed Mr. Zhang Gao Rong as the Executive Vice President of the Company and Mr. Bian Yabo as the Deputy General Manager of the Company. The term of office shall commence from the date of deliberation and approval by the Board of Directors to the date of expiry of the term of office of the current Board of Directors. At the same time, Mr Bian Yabo continued to serve as the secretary of the Board of Directors of the Sixth Session of the Board of Directors.

**(ii) Occupation of Directors, Supervisors and senior management currently serving and those who left office during the reporting period**

**1. Employment in shareholders' organisations**

√Applicable □Not applicable

Name of incumbent	Name of shareholder unit	In the shareholders' unit Positions held	Date of commencement of term of office	Termination date
Goncindo	Hongdou Group Co.	board member	1 May 2012	--
Wang Zhuqian	Hongdou Group Co.	Deputy Party Secretary	20 February 2017	--
Wang Zhuqian	Hongdou Group Co.	Chairman of the Supervisory Board	July 2021	--

**2. Employment in other units**

√Applicable □Not applicable

Name of incumbent	Name of other units	Positions held by the Office of the United Nations High Commissioner for Human Rights	Date of commencement of term of office	Termination date
Wang Xiaojun (1969-), PRC film director	Hongdou Group Co.	deputy director of the company	9 May 2019	--
Wang Xiaojun (1969-), PRC film director	Hongdou Group Co.	chief engineer	21 August 2019	--
Employment in a shareholders' organisation of the situation	not have			
assemble	Pegasus International (Hong Kong) Trading limited company	chairman of the board	2 February 2011	
assemble	Wuxi Jiuchengtong Rubber Trading Co. limited company	executive director	3 November 2017	
assemble	General Rubber (Thailand) Limited firms	board member	November 2018	
assemble	General Rubber (Anhui) Co. firms	board member	16 July 2021	
assemble	General Tyre Technology (Cambodia) limited company	chairman of the board	17 January 2022	
Goncindo	Jiangsu Red Bean Pine Health Science and Technology Co. limited company	chairman of the board	31 October 2013	
Goncindo	Jiangsu Hongdou Industry Co. firms	Chairman of the Supervisory Board	20 December 2019	
Wang Zhuqian	Hongdou Group Children's Clothing Co.	chairman of the board	19 December 2022	
Cheng Jinyuan (1933-), Hong Kong actor	Wuxi Qianlima Technology Co. department (under a ministry)	executive director	14 August 2013	
Cheng Jinyuan (1933-), Hong	Wuxi Tongyun Tyre Sales Co. firms	General Manager, Executive	16 November 2020	



		Partner		
Wang Xiaojun (1969-), PRC film director	Jiangsu Hongdou Industrial Internet has limited company	chairman of the board	16 December 2021	
Yo-zhang Gu	Wuxi Qianlima Technology Co. department (under a ministry)	supervisor	14 August 2013	
Gu Yahong	Wuxi Qianlima Technology Co. department (under a ministry)	general manager	14 August 2013	
Gu Yahong	General Rubber (Anhui) Co. firms	board member	16 July 2021	
Gu Yahong	General Tyre Technology (Cambodia) limited company	Director and General Manager	17 January 2022	
Zhang Gaorong	General Rubber (Anhui) Co. firms	board member	16 July 2021	
Zhang Gaorong	General Tyre Technology (Cambodia) limited company	board member	17 January 2022	
FUNG SHOPPER KIU	General Tyre Technology (Cambodia) limited company	board member	17 January 2022	
Chen Zhijun	General Rubber (Anhui) Co. firms	general manager	16 July 2021	
Tao Guo-zhong	General Tyre Technology (Cambodia) limited company	General Manager of Production	25 March 2023	
Byapo	General Rubber (Anhui) Co. firms	board member	16 July 2021	
Byabo	Hongdou Group Finance Co.	board member	24 December 2021	
Employment in other units of the situation	not have			

### (iii) Remuneration of Directors, Supervisors and Senior Management

✓Applicable □Not applicable

Decision-making procedures for remuneration of directors, supervisors and senior management	<p>The rates of allowances for independent directors are voted by the Company's shareholders' meeting. Directors and Supervisors do not receive separate remuneration and are remunerated in accordance with their other positions in the Company. Senior management</p> <p>The remuneration of personnel is considered and granted by the Board of Directors.</p>
Directors, Supervisors and Senior Management Report Basis for determining	Based on the completion of the individual's annual performance responsibility statement, job responsibilities, business management

**(iv) Changes in directors, supervisors and senior management of the Company**

√Applicable □Not applicable

name and surna me	Positions held	Scenarios of change	Reason for change
Tang Ya Li (1965-), PRC female film star	independent director	leave office	leave office at the end of the term
Xu Chunliang (1944-), PRC politician	independent director	leave office	leave office at the end of the term
Zhang Lei (idiom); fig. sincere and straightforward	independent director	leave office	leave office at the end of the term
Do Hong Jing (1952-), Chinese doctor, general secretary of the Chinese Communist Party 2001-2003	independent director	elections	elections
Cheng Rongguang (1862-1968), honourable politician, deputy prime minister of Singapore (1985-1993)	independent director	elections	elections

Yang Haitao	independent director	elections	elections
Liu Mengjie	supervisor	leave office	leave office
Tao Guo-zhong	deputy general manager	leave office	job transfer

**(v) Description of penalties imposed by securities regulators in the past three years**

☐Applicable ☒Not Applicable

**(vi) Other**

☐Applicable ☒Not applicable

**V. Information on board meetings held during the reporting period**

Session of the Conference	Date of convening	Conference resolution
Thirty-first meeting of the Fifth Board of Trustees	28 February 2022	The following motions were considered and adopted: 1. On the projected daily connected transactions for the year 2022 The proposal on the provision of guarantee by the controlling shareholder for the Company's application for credit line from the bank in 2022; 3. The proposal on the provision of guarantee for the Company's distributor's bank credit; 4. The proposal on the convening of the first extraordinary shareholders' general meeting in 2022. Motion of the Conference.
Thirty-second meeting of the Fifth Board of Directors	4 March 2022	The following motions were considered and passed: 1. Motion on the provision of guarantees for wholly-owned subsidiaries; 2. Motion on the addition of provisional proposals for the first extraordinary general meeting of 2022 Motion.
Thirty-third meeting of the Fifth Board of Directors	11 March 2022	The following motions were considered and passed: 1. Motion on the closure of the fund-raising project of the non-public offering of shares in 2019 and permanent supplementation of liquidity with the savings of fund-raising funds; 2. Motion on the renewal of the series of framework agreements on connected transactions; and 3. Proposal to convene the Second Extraordinary General Meeting of 2022.

Thirty-fourth meeting of the Fifth Board of Trustees	26 April 2022	<p>The following motions were considered and approved: 1. 2021 Annual General Manager's Work Report; 2. 2021 Annual Board of Directors' Work Report; 3. 2021 Annual Financial Accounts Report; 4, Proposal on the Company's 2021 Annual Report and Annual Report Summary; 5. Proposal on Proposal for profit distribution and capitalisation of capital surplus for the year 2021; 6, Special Report on the Deposit and Actual Use of Proceeds for the Year 2021; 7. Off Proposal on the renewal of the accounting firm; 8. Proposal on the renewal of the accounting firm; 8. Proposal on the renewal of the accounting firm; 8. Proposal on the renewal of the accounting firm; 8.</p> <p>Ltd. and the remuneration of senior management personnel; 9. Report on the performance of the Audit Committee of the Board of Directors for the year 2021; 10. Duty report of the independent directors for the year 2021; 11. Evaluation report on internal control for the year 2021; 12. Motion on the renewal of the series of framework agreements on connected transactions; 13. Motion on the repurchase and cancellation of part of the restricted shares; 14. Motion on the amendment of the relevant articles of the Articles of Association; 15. Motion on the amendment of the Rules of Procedure for the General Meeting of Shareholders of Jiangsu General Technology Co. Ltd. on the amendment of the Rules of Procedure for the General Meeting of Shareholders of Jiangsu General Technology Co., Ltd.; 16, on the amendment of the Rules of Procedure for the Board of Directors of Jiangsu General Technology Co., Ltd.; 17, on the amendment of the Management System for the Registration of Informants of Insider Information; 18, on the signing of Financial Service Agreement and Connected Transaction with Hongdou Group Finance Co; 19. Proposal on Risk Disposal of Financial Business with Hongdou Group Finance Co., Ltd.; 20. Report on Continuous Assessment of Risks of Hongdou Group Finance Co., Ltd.; 21. Proposal on Adjustment of the Company's Organisational Structure; 22. Proposal on the Convening of the Company's 2021 Motion for the Annual General Meeting of Shareholders.</p>
Thirtieth session of the Fifth Board of Trustees Five meetings	29 April 2022	The following motion was considered and approved: the Company's First Quarterly Report for 2022.
Thirty-sixth meeting of the Fifth Board of Directors	21 May 2022	The following motions were considered and passed: 1. Motion that the Company meets the conditions for the non-public offering of A shares; 2. Motion on the proposal for the non-public offering of A shares by the Company for the year 2022; 3. Motion on the proposal for the non-public offering of A shares by the Company for the year 2022; 4. Motion on the proposal for the issuance of A shares by the Company.

		The proposal on the Company's 2022 non-public offering of A shares.
--	--	---

		<p>Proposal on the Feasibility Analysis Report on the Use of Proceeds from the Non-public Issue of A Shares; 5. Proposal on Diluted Immediate Returns and Measures to Fill the Returns from the Non-public Issue of A Shares; 6. Proposal on Commitments of Relevant Main Bodies of the Company in respect of the Diluted Immediate Returns and Measures to Fill the Returns from the Non-public Issue of A Shares; 7. Proposal on Signing of Conditionally-Effective Share Subscription Agreements and Connected Transactions with the Subscribers; 8. Proposal on the Report on the Use of the Previously Proceeds Proposal on the Report on the Use of Previously Raised Funds; 9. Proposal on Shareholders' Return Plan for the Next Three Years (2022-2024); 10. Proposal to request the Shareholders' General Meeting to authorise the Board of Directors to deal with matters relating to the non-public issue of A shares on a wholly-owned basis. Proposal; 11. Proposal to convene the Second Extraordinary General Meeting of the Company in 2022.</p>
Thirtieth session of the Fifth Board of Trustees Seventh meeting	8 June 2022	<p>The following motions were considered and approved: 1. Motion to provide guarantees for wholly-owned subsidiaries Proposal; 2. Proposal to convene the Third Extraordinary General Meeting of Shareholders in 2022.</p>
Thirty-eighth meeting of the Fifth Board of Trustees	11 August 2022	<p>The following proposals were considered and approved: 1. Proposal to amend the Company's plan for the non-public offering of A shares for the year 2022; 2. Proposal on the Company's proposal for the non-public offering of A shares for the year 2022 (revised); 3. Proposal on the report on the feasibility analysis of the use of proceeds from the Company's non-public offering of A shares for the year 2022 (revised); 4. Proposal on the dilution of the current period of the Company's non-public offering of A shares Diluted current Returns and Measures to Fill Returns (Revised Draft).</p>
Thirty-ninth meeting of the Fifth Board of Trustees	25 August 2022	<p>The following motions were considered and adopted: 1. On the full 2022 half-yearly report of the Company The proposal of the text and its summary; 2. Special report on the deposit and actual use of the proceeds for the half-year of 2022; 3. Report on the continuous assessment of the risk of Hongdou Group Finance Co. Case.</p>
Fortieth meeting of the Fifth Board of Trustees	14 October 2022	<p>The following motions were considered and passed: 1) Motion on the provision of guarantees for wholly-owned subsidiaries; 2) Motion on the provision of guarantees for wholly-owned subsidiaries' bank financing credit; 3) Motion on the amendment of relevant articles of the Articles of Association; 4) Motion on the amendment of the Company's Social Responsibility System; and 5) Motion on the convening of the fourth meeting of the 2022 Annual General Meeting of the Board of Directors. Motion for the second extraordinary general meeting.</p>

Fortieth meeting of the Fifth Board of Trustees	27 October 2022	The following motions were considered and approved: 1. The Company's Third Quarterly Report for 2022; and 2, On the proposal to increase the company's projected daily connected transactions in 2022; 3. On the wholly-owned subsidiary and Jiangsu Hongdou Electric Power Engineering Technology Co. Motion on Connected Transaction of "Purchase and Sale Contract of Preparations".
Forty-second meeting of the Fifth Board of Trustees	16 November 2022	The following motions were considered and approved: 1) Motion on the nomination of candidates for non-independent directors for the sixth session of the Board of Directors of the Company; 2) Motion on the nomination of candidates for independent directors for the sixth session of the Board of Directors of the Company; 3) Motion on the adjustment of the allowances for independent directors for the sixth session of the Board of Directors of the Company; 4) Motion on the proposal to convene the fifth extraordinary shareholders' meeting in 2022 Motion of the General Assembly.
First meeting of the sixth session of the Board of Trustees	2 December 2022	The following motions were considered and passed: 1. Motion on the election of the Chairman of the Board of Directors of the Company; 2. Motion on the election of the specialised committees of the Sixth Session of the Board of Directors of the Company; 3. Motion on the appointment of the General Manager of the Company; 4. Motion on the appointment of the senior management of the Company Motion; 5. Motion on the Appointment of the Company's Securities Affairs Representative
Second meeting of the Sixth Board of Directors	14 December 2022	The following motions were considered and passed: 1) Motion on the Cooperation with Banks in Supply Chain Financing Business and External Guarantee; 2) Motion on Convening the Sixth Interim Meeting in 2022; and 3) Motion on the Convening of the Sixth Interim Meeting in 2022. Motion for the General Meeting of Shareholders.

## vi. fulfilment of directors' duties

### (i) Directors' participation in the Board of Directors' and shareholders' meetings

board member name and surname	independent Director	Participation in the Board of Trustees	participating shareholder General Assembly
-------------------------------	----------------------	--	--

		Attendance at the Board of Trustees is due in the current year number of times	Number of in-person appearances	participate by correspondence addition	Attendance by proxy	Number of absences	Have there been two consecutive instances of non-participation in person? additional meeting	Attendance at the General Meeting of Shareholders frequently
assemble	clogged	14	14	0	0	0	clogged	7
Goncindo	clogged	14	14	0	0	0	clogged	7
Wang Zhuqian	clogged	14	14	0	0	0	clogged	7
Cheng Jinyuan (1933-), Hong Kong actor	clogged	14	14	0	0	0	clogged	7
Tang Ya Li (1965-), PRC female film star	be	12	12	12	0	0	clogged	7
Xu Chunliang (1944-), PRC politician	be	12	12	12	0	0	clogged	7
Zhang Lei (idiom); fig. sincere and straightforward	be	12	12	12	0	0	clogged	7
Do Hong Jing (1952-), Chinese doctor, general secretary of the Chinese Communist Party 2001-	be	3	3	2	0	0	clogged	1



2003								
Cheng Rongguang (1862-1968), honourable politician, deputy prime minister of Singapore (1985-1993)	be	3	3	1	0	0	clogged	1
Yang Haitao	be	3	3	2	0	0	clogged	1

Note on failure to attend in person two consecutive meetings of the Board of Trustees

☐Applicable ☒Not Applicable

Number of Board meetings held during the year	14
Of which: number of on-site meetings	0
Number of meetings held by correspondence	0
Number of meetings held on-site in conjunction with communications	14

## (ii) Directors' objections to matters relating to the Company

☐Applicable ☒Not Applicable

## (iii) Other

☐Applicable ☒Not applicable

## VII. Specialised committees under the Board of Directors

☒Applicable ☐Not applicable

### (1). Membership of specialised committees under the Board of Directors

Category of specialised committees	Name of member
Board of Auditors	Mr Cheng Rongguang, Ms Wang Zhuqian, Mr Yang Haitao
nominating committee	Mr Gu Zui, Ms Dou Hongjing, Mr Cheng Rongguang
Remuneration and Appraisal Committee	Mr Cheng Jinyuan, Mr Cheng Rongguang, Mr Yang Haitao

### (2). 6 meetings of the Board of Auditors were held during the reporting period

Strategic Committee	Mr Gu Zui, Mr Gong Xindu, Ms Dou Hongjing	Other
Date of convening	Content	Key observations and recommendations
	of the meeting	performanc e functions status of implementa tion
23 February 2022	Consideration of: 1) the proposal on the expected daily 105-6 connected transactions in 2022; 2) the proposal on the controlling shareholder's guarantee for the Company's application for credit line from banks	Agreed to submit the relevant motion to the Board of Directors of the Company for consideration.

26 April 2022	Consideration of: 1. 2021 Annual Report and Abstract; 2. 2021 Annual Internal Control Evaluation Report; 3. 2021 Annual Financial Accounts Report; 4. Special Report on the Deposit and Actual Use of Proceeds in 2021 by Jiangsu General Technology Company Limited; 5. Motion on the Renewal of the Appointment of Accounting Firm; 6. Report on the Performance of Duties by the Board of Directors' Audit Committee for the Year 2021; 7. Ltd. on the renewal of the framework agreement on series of connected transactions; 8. Proposal on the repurchase and cancellation of part of the restricted shares; 9. Proposal on the signing of the Financial Services Agreement and connected transactions with Hongdou Group Finance Co. The motion.	Agreed to submit the relevant motion to the Board of Directors of the Company for consideration.	
29 April 2022	Consideration of: 1. First Quarterly Report of the Company for the year 2022 The motion.	Agreed to table the relevant motion Consideration by the Board of Directors of the Company.	
25 August 2022	Consideration of: 1. the Company's 2022 Half-Yearly Report and Summary; 2. the Company's Accounting Estimates Motion to change.	Agreed to submit the relevant motion to the Board of Directors of the Company for consideration.	
27 October 2022	Consideration of: 1. Third Quarterly Report of the Company for the year 2022 The motion.	Agreed to table the relevant motion Consideration by the Board of Directors of the Company.	

### (3). 1 meeting of the Nominations Committee during the reporting period

Date of convening	Content of the meeting	Key observations and recommendations	Other performance functions status of implementation
18 November 2022	Consideration of: 1. On the nomination of the sixth director of the Company Motion to nominate a candidate for the Board of Directors.	Agreed to table the relevant motion Consideration by the Board of Directors of the Company.	Other performance functions status of implementation
	106 / 426		
26 April 2022	Consideration of: 1. Motion on remuneration for the year 2021	Agreed to table the relevant motion Consideration by the Board of Directors of the Company.	

### (4) The Remuneration and Evaluation Committee met twice during the reporting period.

**(5). The Strategy Committee met 2 times during the reporting period**

Date of convening	Content of the meeting	Key observations and recommendations	Other performance functions status of implementation
26 April 2022 <b>(6). Specifics of the matter on which the objection exists</b>	Consideration: 1. About the Company's business situation in 2021 Situation, Strategic Planning 2022-2024 and 2022 Motion on the deployment of the annual business plan.	Agreed to submit the relevant motion to the Board of Directors of the Company for consideration.	
18 May 2022	Consideration: 1. On the company's 2022 non-public The proposal of the programme of issuing A shares.	Agreed to table the relevant motion Consideration by the Board of Directors of the Company.	

☐Applicable      ☒Not applicable

### VIII. Explanation of the risks identified by the Supervisory Board for the Company

☐Applicable ☒Not Applicable

The Supervisory Board has no objections to the supervisory matters in the reporting period.

### IX. Employees of the parent company and major subsidiaries at the end of the reporting period

#### (i) Staff situation

Number of active employees of the parent company	2,267
Number of employees on board of major subsidiaries	747
Total number of active employees	3,014
Retired employees of the Parent Company and its principal subsidiaries who are required to bear expenses quorum	36
Profession nal compositi on	
Professional composition category	Professional composition
production staff	1,986
sales person	292
technical staff	285
treasurer	71
administrative staff	380
add up the total	3,014
educatio nal attainme nt	
Type of educational attainment	Number (persons)
Master's degree or above	25
undergraduate (adjective)	486
College and below	2,503
add up the total	3,014

#### (ii) Remuneration policy

☒Applicable      ☐Not applicable

The purpose of the Company's remuneration system is to provide fair treatment and equal

opportunities, to implement salary setting according to the post, to match the person with the job, and to promote the public

Development and growth of the Division and employees. Through the effective combination of remuneration with job value, employee performance, team performance and company development, and following the principles of distribution according to work, priority of efficiency, balance of fairness and sustainable development, in order to stimulate the enthusiasm of employees to work, and to give reasonable rewards and incentives to employees for the labour they have paid for the company and the performance they have made. Remuneration distribution is based on job value, ability and performance contribution.

### **(iii) Training programmes**

√Applicable      Not applicable

The company in order to continuously improve the business level of the company's employees and specialised job skills, to meet the needs of the company's sustained development, around the playing

To create a "first-class course system, first-class teachers, first-class training form" the combination of internal courses and external training institutions courses, the use of knowledge to explain, on-site exercises, case sharing, knowledge competitions and other ways to combine the training form.

Internal courses mainly include various professional business training for personnel in various fields, including management skills and knowledge training for managers, professional skills and knowledge training for technicians, etc. Courses of external training institutions are mainly outsourced training to enhance the ability of outstanding employees, training for the enhancement of the management ability of executives, etc.

The company set up "Thousand Miles Business School" to provide employees with an online learning platform, combined with offline training, according to the actual skill needs of each position to develop and implement training programmes, evaluation and tracking of training results, and the establishment of training scorecards for each employee to establish a complete training file.

#### (iv) Outsourcing of labour services

☐Applicable ☒Not Applicable

### X. Proposals for profit distribution or capitalisation of capital reserves

#### (i) Formulation, implementation or adjustment of cash dividend policy

☒Applicable ☐Not applicable

The Company has formulated relevant policies on profit distribution in the Articles of Association, specifying the principles of profit distribution, the order of distribution, the distribution of

The Company has set out the form and conditions of profit distribution, decision-making procedures and adjustment mechanism, etc., and clarified the priority of cash dividends in profit distribution. The annual profit distributed by the Company in cash shall not be less than 10% of the profit available for distribution for the year, and the profit distribution of the Company shall be submitted to the general meeting of the Company for consideration and approval after consideration by the Board of Directors, and shall be implemented.

During the reporting period, after the thirty-fourth meeting of the fifth session of the Board of Directors of the Company held on 26 April 2022, and the twenty-first meeting of the Board of Directors of the Company held on 18 May 2022, the Company has held the following meetings

As approved at the annual general meeting of 2021, the profit distribution plan for 2021 is as follows: The Company will distribute shares by way of equity distribution in 2021.

Based on the total share capital registered on the registration date, a cash dividend of RMB0.8 (including tax) will be paid for every 10 shares, making a total cash dividend of RMB0.8 (including tax). RMB5,983,733.36 (inclusive of tax) and the capitalisation of capital surplus by 2 shares for every 10 shares to all shareholders without bonus shares. All have been implemented.

#### (ii) Special note on cash dividend policy

☒Applicable ☐Not applicable

Compliance with the provisions of the articles of association or resolutions of the general meeting of shareholders	<input checked="" type="checkbox"/> Yes <input type="checkbox"/> No
Whether the criteria and percentage of dividends are clear and unambiguous	<input checked="" type="checkbox"/> Yes <input type="checkbox"/> No
Adequacy of relevant decision-making procedures and mechanisms	<input checked="" type="checkbox"/> Yes <input type="checkbox"/> No
Whether the independent directors have fulfilled their duties and responsibilities and played their roles properly	<input checked="" type="checkbox"/> Yes <input type="checkbox"/> No
Whether small and medium-sized shareholders have adequate opportunities to express their views and demands, and whether their legitimate rights and	<input checked="" type="checkbox"/> Yes <input type="checkbox"/> No

**(iii) If the reporting period is profitable and the parent company's profit available for distribution to shareholders is positive, but no cash profit distribution plan has been proposed, the Company shall disclose in detail the reasons therefor as well as the use of the undistributed profits and the plan for their use**

☐Applicable ☒Not Applicable

**(iv) Profit distribution and capitalisation of capital reserves for the reporting period**

☒Applicable ☐Not applicable

	Unit: Yuan	Currency: RMB
Number of bonus shares per 10 shares (shares)		inapplicable
Dividend per 10 shares (RMB) (tax included)		0.3

Number of shares transferred per 10 shares (shares)	inapplicable
Cash dividend amount (including tax)	47,433,694.05
Attributable to ordinary shares of the listed company in the consolidated statement of income for the year of dividend payment East's net profit	16,962,045.90
As a percentage of consolidated net income attributable to ordinary shareholders of the listed company Ratio of profits (per cent)	279.65
Repurchase of shares for cash included in cash dividends	0.00
Total dividend amount (including tax)	47,433,694.05
Total dividend amount as a percentage of the consolidated statement of income attributable to the listed company's general public Ratio of net profit to ordinary shareholders (%)	279.65

# **XI, Status of the Company's share incentive scheme, employee share ownership scheme or other employee incentives and their impact**

## **(i) Where the relevant incentive matters have been disclosed in an interim announcement and there has been no progress or change in subsequent implementation**

☒Applicable ☐Not applicable

Overview of matters	Query Index
<p>The thirty-fourth meeting of the fifth session of the Board of Directors and the twenty-ninth meeting of the fifth session of the Supervisory Board were held on 26 April 2022 to consider and approve the The "Resolution on the Repurchase and Cancellation of Certain Restricted Shares", whereby the Company repurchased and cancelled the restricted shares granted to the incentive recipients under the 2021 Restricted Share Incentive Scheme but not yet released from restriction of sale. The independent directors expressed their independent opinions in this regard. Jiangsu Century Tongren Law Firm gave an independent opinion on the matter. A special legal opinion was issued on the matter.</p> <p><b>(ii) Incentive situations not disclosed in the interim announcement or with subsequent developments</b></p> <p>On 3 August 2022, the Company repurchased and cancelled 35 incentive recipients which had been granted but not yet released from restriction, and such part of the restricted shares had been transferred to the special securities account for repurchase opened by the Company, and relevant industrial and commercial alteration and registration procedures had been completed in accordance with the law.</p> <p><input type="checkbox"/>Applicable <input checked="" type="checkbox"/>Not Applicable</p>	<p>For details, please refer to the "Announcement on the Repurchase and Cancellation of Certain Restricted Shares" disclosed by the Company on the Shanghai Stock Exchange on 28 April 2022 (Announcement No. 2022-029)</p> <p>For details, see the Company's reports dated 3 August 2022, 2022, 2022 and 2022 Ltd. on the Implementation Announcement of Partial Restricted Share Repurchase and Cancellation (Announcement No. 2022-062) disclosed at the Shanghai Stock Exchange on 9th September, Jiangsu General Technology Co., Ltd. on some of the limited Announcement of Completion of</p>



Other notes

☐Applicable      ☒Not applicable

Employee Share Ownership Plan Status

☐Applicable      ☒Not applicable

Other incentives

☐Applicable ☒Not Applicable

**(iii) Share incentives granted to directors and senior management during the reporting period**

☐Applicable ☒Not Applicable

**(iv) The assessment mechanism for senior management personnel, as well as the establishment and implementation of incentive mechanisms during the reporting period**

√Applicable      Not applicable

In order to improve the company's corporate governance structure, establish a scientific and standardised employment mechanism, strengthen the construction of the company's management layer, and create a team of

High-quality management team, the company's principle of hiring management personnel: moral integrity, meritocracy. The Company selects and employs senior management personnel in an open and fair manner in strict accordance with the procedures of the Company Law and the Articles of Association and other laws and regulations. The appraisal of senior management personnel mainly includes annual appraisal, tenure appraisal and appraisal of significant matters. The Remuneration and Appraisal Committee has been set up under the Board of Directors of the Company, and the corresponding implementation rules have been established, and every year, the Company carries out appraisal on senior management personnel through the annual debriefing meeting.

**XII, Construction and implementation of the internal control system during the reporting period**

√Applicable    ☐Not applicable

During the reporting period, the Company, in strict accordance with the China Securities Regulatory Commission, the Shanghai Stock Exchange and the Company Law, the Articles of Association and other laws,

On the basis of the internal control management system established in accordance with the requirements of the laws and regulations, the Company has continued to improve and refine its internal control system in light of the industry situation and the actual operation of the enterprise.2022 The Board of Directors of the Company revised the Management System for the Registration of Informants of Inside Information, the Social Responsibility System, the Rules of Procedure for the Board of Directors, the Rules of Procedure for the Board of Supervisors, the Rules of Procedure for the General Meeting of Shareholders, and other systems. During the reporting period, the Company optimised other operation and management control systems in light of its own situation, such as the Measures for the Management of Quality Inspection and the Provisions for the Management of Safety Production. During the reporting period, no significant and important internal control defects were found, and the implementation of the system was in good condition.

For details of the construction and implementation of the Company's internal control system during the reporting period, please refer to the "Report on Evaluation of the Company's Internal Control for the Year 2022" disclosed by the Company on the website of the SSE

(www.sse.com.cn) and in the designated media.

Description of significant deficiencies in internal control during the reporting period

☐Applicable ☒Not Applicable

### **XIII, Management control of subsidiaries during the reporting period**

☒Applicable ☐Not applicable

In accordance with the provisions of the Company Law, the Articles of Association and other relevant laws, regulations and rules, the Company is in the process of asset, business and strategy development.

Planning and other aspects to achieve control over subsidiaries. The Company has carried out comprehensive management and control of important control nodes in the implementation of organisational structure and personnel management, establishment of business objectives, major business decisions, financial reporting, etc. of its subsidiaries. Meanwhile, the Company has also strengthened the internal management of its subsidiaries through the financial system, office OA system and other management system software to consolidate the management of its subsidiaries.

### **XIV, Information note on internal control audit reports**

☒Applicable ☐Not applicable

The Company's internal control auditor, Notary Public Tianye, has issued a standard unqualified internal control audit report for the Company. For details, please refer to

Internal Control Audit Report for the year 2022 disclosed by the Company on 26 April 2023

in the designated information disclosure media. Whether to disclose the internal control

audit report: Yes

Type of opinion on internal control audit reports: standard unqualified opinion

### **XV, Self-inspection and rectification of problems in the special operation on governance of listed companies**

During the reporting period, the Company's overall operation was standardised and its governance was good, and no major problems were found during the self-inspection process. The Company will continue to

Implement the relevant spirit on further improving the quality of listed companies, continuously improve the level of corporate governance and further promote high-quality development.

**XVI. Other**☐Applicable☒Not applicable**Section V. Environmental and social responsibility****I. Status of environmental information**

Whether mechanisms related to environmental protection have been established	be
Invested in environmental protection during the reporting period (unit: RMB 10,000)	1,862.16

(i) a description of the environmental protection situation of the Company and its principal subsidiaries which are key emission units as announced by the environmental protection authorities

☒Applicable ☐Not applicable**1. sewage information**☒Applicable ☐Not applicable

The Company belongs to the Wuxi key emission units, the main pollutants are waste gas and sewage, waste. The details of waste gas and

form	sewage are as follows:				Enforce ment standa rd <sup>mg/m<sup>3</sup></sup>	Actual emission concentr ation <sup>mg/m<sup>3</sup></sup>	Pollutant emissio n standar ds	E xc es sive e miss ions more over	Construction and operation of pollution prevention and control facilities
Gu m refini ng wast e gas	granu lated (suga r, chem ical produ ct) matter	After treatme nt, the waste gas is dischar ged through a 35- metre- high exhaus t pipe.	12	Roof of the smelti ng works hop	12	ND-1.3	Pollutant Emission Standard s for Rubber Products Industry GB 27632-20 11	not hav e	Exhaust gas treatment facilities include: "three- stage filtration + rotor concentration + RTO" process; "photocatalysis + carbon fibre"; "activated carbon adsorption", and the facilities are operated in the following ways. The line is normal.
	Tota l non- met han e hydr ocar bons				10	1.08-9.1 5			
Cale nder ing exh aust	Tota l non- met han e hydr ocar bons	After treatme nt, the waste gas will be dischar ged at a height of 15 metres.	2	Roof of calend ering works hop	10	1.67-9.2 4  116 / 426	Pollutant Emission Standard s for Rubber Products Industry GB 27632-20 11		Exhaust gas treatment processes include: "activated carbon adsorption" process; "photocatalysis + activated carbon" process, and the facilities are operating normally.
							Pollutant		

total nitrog en			40	5.05-33. 2	27632-20 11	
total phos phoru s			1	0.13-0.9 8		
resus pensi on matter			150	12-89		
petrol eum resembl e			10	ND-1.6		
PH			6-9	7.2-8.2		
BOD5			80	12.5-31. 1		

Wastes generated in the production process of the Company are classified into general wastes and hazardous wastes. General waste such as waste cord, waste steel cord fabric, waste capsules, waste tyres, etc. are regularly sold out for disposal. Hazardous wastes, such as waste oil residue and waste activated carbon, are collected and stored in the hazardous waste warehouse. The company signed a disposal contract with a qualified third-party organisation for regular transfer and treatment. Domestic waste is contacted with local sanitation for unified treatment.

## 2. Construction and operation of pollution prevention and control facilities

√Applicable □Not applicable

During the reporting period, all of the Company's VOCs control facilities and bag filter facilities operated normally.

## 3. Environmental impact assessment of construction projects and other administrative licences for environmental protection

√Applicable □Not applicable

The 1.2 million sets of all-steel radial tyre project of the Company has completed the acceptance, and the rest of the projects have completed the environmental impact assessment and environmental protection completion.

Acceptance. The company has obtained a national sewage licence (certificate No.

913202007406744651002R; 913202007406744651001R).

## 4. Emergency Response Plan for Environmental Emergencies

√Applicable □Not applicable

The Company has established the "Emergency Response Plan for Environmental Emergencies" and has filed it with the local Environmental Protection Bureau under the filing number:

320205-2023-050-m, 320205-2023-051-m

## **5. Environmental self-monitoring programme**

☒Applicable ☐Not applicable

The company strictly observes and implements national and local government environmental protection laws and regulations and other relevant management regulations. The construction of the project is strictly

Implementing the environmental impact assessment system for construction projects, strictly observing national and local laws and regulations on the prevention and control of various pollutants in production and operation, ensuring the effective operation of pollution prevention and control facilities, and the discharge of various pollutants in compliance with the standards and reasonable disposal.

The company has signed a testing contract with a qualified third-party testing unit to monitor the existing environmental protection treatment facilities on a regular basis and issue testing reports, and all pollutants are in line with the emission standards.

## **6. Administrative penalties imposed on environmental issues during the reporting period**

☐Applicable ☒Not Applicable

## 7. Other environmental information that should be made public

☐Applicable ☒Not Applicable

### (ii) Description of environmental protection of companies other than priority emission units

☒Applicable ☐Not applicable

#### 1. Administrative penalties imposed on environmental issues

☐Applicable ☒Not Applicable

#### 2. Disclosure of other environmental information with reference to priority emission units

☒Applicable ☐Not applicable

At present, General Rubber (Thailand) Co., Ltd. complies with the "three simultaneous" environmental protection requirements for construction projects, and the company's operations are in compliance with the "three simultaneous" environmental protection standards.

Strictly comply with environmental protection laws and regulations and other requirements, commissioned a qualified third-party testing unit to regularly test the company's sewage and waste gas pollution, and all pollutants are discharged in compliance with the standards. The qualified third-party hazardous waste disposal organisation is entrusted to transfer and handle the company's hazardous waste in accordance with the law, which is in line with the environmental protection requirements. Discharge, construction and operation of pollution prevention facilities and other measures are in line with the emission standards of the Industrial Estate Authority of Thailand.

#### 3. Reasons for non-disclosure of other environmental information

☐Applicable ☒Not Applicable

### (iii) Relevant information conducive to the protection of ecology, prevention of pollution and fulfilment of environmental responsibility

☒Applicable ☐Not applicable

The company's second plant added an emergency pool 1 block in order to effectively accept plant drainage, fire water and other contaminated water in the event of an accident, avoiding

To prevent accidental pollution water from entering the external environment and causing pollution. In the actual accident disposal process, collecting accident wastewater through the accident emergency pool can minimise the probability of secondary water environment pollution events caused by accidents.

### (iv) Measures taken to reduce its carbon emissions during the reporting period and their effects

Whether or not carbon reduction measures have been taken	be
Reduction of carbon dioxide equivalent	4,414

emissions (in tonnes)	
Types of carbon reduction measures (e.g. use of clean energy for electricity generation, use of carbon-reducing technologies in production processes, R&D for production) (New products contributing to carbon reduction, etc.)	Green Power Application; Spent Steam Waste Heat Utilisation and Technology Transformation.

explicit explanation

√Applicable □Not applicable

The company actively practices the development concept of "low carbon economy, green manufacturing, intelligent manufacturing", and establishes the "Low Carbon Economy, Green Manufacturing and Intelligent Manufacturing" programme, which is centred on energy saving, emission reduction and low carbon.

We have set up a Carbon Neutral Promotion Team to carry out policy research and path research, and adopted energy-saving and emission reduction measures in factory construction, equipment operation and maintenance, manufacturing system, process technology and product design. For example, we have promoted the use of green power, waste heat recycling and insulation of vulcanising machines in the manufacturing system, and carried out technological transformation of some key energy-consuming equipments, which has achieved certain energy-saving benefits.

The distributed photovoltaic power generation project on the roofs of the company's factory buildings in the industrial city has been gradually put into use, with 1.65MW photovoltaic power station connected to the grid and 5.55MW photovoltaic power station about to be constructed, which will add 890,000 kWh of new green power generation in 2022, and reduce 626 tonnes of carbon emissions; the waste heat of the spent steam is recovered and utilised, and is transported to the heating system in winter; and the optimisation of the process time saves steam consumption, and the steam consumption is reduced by 13,500 tonnes. 13,500 tonnes of steam will be saved, reducing 4414 tonnes of carbon emissions. At the same time, the company through the initiative of "energy saving and consumption reduction, starting from me" activities, advocate the concept of green office, improve the automation of office processes, video conferencing system, and urge all staff to go out, improve office efficiency, and eliminate energy waste.



The company's all-steel and semi-steel tyres “5G Carbon Cloud Intelligent Factory” and “Black Light Workshop” are operating steadily, while continuing to increase the research and development and promotion of green products, Trinamar Durum Rubber tyres, Trinamar EV1 new energy tyres and Trinamar anti-puncture tyres are committed to achieving green, low-carbon and sustainable development. The company is committed to achieving green, low-carbon and sustainable development, and bringing consumers a more cost-effective experience.

## II. Status of work on social responsibility

### (i) Whether a separate social responsibility report, sustainability report or ESG report is disclosed

☒Applicable ☐Not applicable

For details, please refer to the 2022 Social Responsibility Report published by the Company on the website of the Shanghai Stock Exchange on the same day. (ii)

### Details of social responsibility work

☐Applicable

☒Not Applicable

Specify

☐Applicable ☒Not applicable

## III. Consolidating and expanding the achievements of poverty eradication, rural revitalisation and other specific work

☐Applicable

☒Not Applicable

Specify

☐Applicable ☒Not Applicable

## Section VI. Important matters

### I. Implementation of commitments

(i) Commitments of the Company's de facto controllers, shareholders, connected parties, acquirers and the Company and other parties related to the commitments during the reporting period or continuing into the reporting period

√Applicable □Not applicable

Background to the commitments	Type of commitment	committed party	Content of the commitment	Commitment time and duration	Whether there is a time limit for fulfilment	Timely and strict fulfilment	Failure to perform in a timely manner should result in an explanation of the incomplete fulfilment of the obligation. Specific reasons	Failure to perform in a timely manner should result in an indication of the next work plan
Commitments relating	Resolution of competition in the same industry	Controlling Shareholder Hongdou Group, Shareholder Hongdou International Investment and Actual Controller	(1) The Company/I and other companies and enterprises controlled by the Company/I are not currently engaged, directly or indirectly, in any business activities which constitute competition in the same line of business with the business carried on by General Shareholding or its subsidiaries, and during the period in which the Company is the Controlling Shareholder, <sup>132/</sup> <sub>426</sub> other companies and enterprises under the control of the Company/I will not in the future participate in, or carry out, directly or indirectly, any business or activities which constitute or may constitute substantial competition in the main business	5 2013 6 June, long term	clogged	be	inapplicable	inapplicable

		Hongdou International Investment and Actual Controller	<p>The connected transactions incurred by General Technology Co., Ltd. are fair and in accordance with the normal code of business conduct. The <b>Company/Promisor</b> guarantees that it will continue to regulate and gradually reduce the occurrence of connected transactions with Jiangsu General Technology Company Limited and its subsidiaries, branches, joint ventures or associates. The <b>Company/Commitment</b> undertakes that the Company/Commitment and the companies, subsidiaries, joint ventures or associates controlled by the Company/Commitment and any other types of enterprises will not intervene in the operation of Jiangsu General Technology Company Limited by way of monopolising the channels of purchasing and sales business.</p> <p>operations to the detriment of its interests. The connected transaction activities shall follow the commercial principles, and the prices of connected transactions shall, in principle, not deviate from the prices or charges of independent third parties in the market. As the controlling shareholder/actual controller of Jiangsu General Technology Co., Ltd, the Company/Commitment undertakes that it will, in accordance with the laws and regulations and the Articles of Association of Jiangsu General Technology Co., Ltd, effectively comply with the provisions of the Board of Directors, the shareholders of Jiangsu General Technology Co.</p> <p>Procedures for recusal from voting on connected transactions at the General Meeting of Shareholders.</p>	remain valid for a certain period					
--	--	--	--	-----------------------------------	--	--	--	--	--

Commitments relating to refinancing	the rest	Hongdou Group Finance Co.	On 26 July 2018, Hongdou Group Finance Co., Ltd. made a commitment to the safety of the listed company's funds: 1. The Company will guarantee the safety of General Share's funds in the Company, and will not take up or disguise to take up General Share's funds; 2. The Company does not engage in the financial business in violation of the law, and there is no situation where it is suspended/terminated by the competent authorities, punished or any other situation that affects the continuity of the Company's business, The Company will legally and lawfully provide savings, loans and other services to the General Company and cooperate with the General Company in fulfilling the relevant decision-making procedures and information disclosure obligations to ensure that the deposits and loans of the General Company in the Company are in compliance with the relevant provisions of laws and regulations; if the General Company suffers losses as a result of the Company's unlawful and illegal behaviour of occupying the funds of the General Company, the Company will compensate the losses in cash in full. Repayment.	July 2018 26th, long term	clogged	be	inapplicable	inapplicable
	(sth. or sb) else	Hongdou Group Limited and the actual controller	(hereinafter referred to as General) in Hongdou Group Finance Co., Ltd (hereinafter referred to as Hongdou Finance Co., Ltd.), to ensure that they will not occupy or disguise the occupation of General's capital through Hongdou Finance Co. 2. Hongdou Finance Company does not engage in financial business in violation of the law, and also	July 2018 26th, long term	clogged	be	inapplicable	inapplicable

			<p>There is no suspension/termination of business by the competent authorities, penalties or any other circumstances and risks affecting the continuity and safety of the business of Hongdou Finance Company; Hongdou Finance Company will legally and lawfully provide savings, loans and other services to General Company and co-operate with General Company in fulfilling the relevant decision-making procedures and information disclosure obligations to ensure that the deposits and loans of General Company in Hongdou Finance Company are in compliance with the relevant provisions of the laws and regulations; in the event that If General shares suffered losses due to the illegal behaviour of Hongdou Finance Company or the use of Hongdou Finance Company by the Company/I and other enterprises under the Company's/I's controlling or de facto control to take up General shares' funds in violation of laws and regulations, the Company/I will compensate the losses in cash in full. 3. The Company/I and other enterprises under the Company's/I's controlling or de facto control will not take up General shares' funds directly or indirectly in any other ways, and will ensure that General shares' funds will not be taken up directly or indirectly through other means. The Company/I and other enterprises controlled by the Company/I will not take up the funds of General Company in any other way, directly or indirectly, to ensure the safety of the funds of General Company, if the <b>Company/I</b> or other enterprises controlled by the Company/I will suffer losses due to taking up the funds of General Company in violation of the law, the Company/I will compensate the losses in cash in full. 4, the Company/I promise to strictly abide by the relevant regulations of the</p>					
--	--	--	---	--	--	--	--	--

			China Securities Supervision and Administration Commission, Shanghai Stock Exchange, and the Articles of Association of General Company. The Company/I undertake to strictly abide by the regulations of the China Securities Regulatory Commission, the Shanghai Stock Exchange and the Articles of Association of General Company, etc., to exercise the rights and obligations of shareholders on an equal footing with the other shareholders of General Company, and not to take advantage of the position of controlling shareholder/actual controller to seek undue benefits and not to harm the legitimate rights and interests of General Company and the other shareholders of General Company. The above undertakings shall continue to be valid for the period during which the Company/I have control over or can exert significant influence on General Share, and shall not Changes or cancellations.					
	the rest	All directors and senior management	根据《国务院关于进一步促进资本市场健康发展的若干意见》（国发[2014]17 号）、《国务院办公厅关于进一步加强资本市场中小投资者合法权益保护工作的意见》（国办发[2013]110 号）以及中国证券监督管理委员会（以下简称“中国证监会”（hereinafter referred to as <b>"China Securities Regulatory Commission"</b> ）"Guiding Opinions on Matters Relating to Dilution of Immediate Returns on Initial Public Offerings, Refinancing and Major Asset Reorganisation"(CSRC Announcement [2015] No. 31) and other relevant regulations, in order to protect the	5 2018 30th of January, long term	clogged	be	inapplicabl e	inapplica ble

			<p>right to information of small and medium-sized investors and to safeguard the interests of small and medium-sized investors, Jiangsu General Science and Technology Co. (hereinafter referred to as "General", "the Company"), all directors and senior management of Jiangsu General Technology Co.</p> <p>The commitment to take fill-in measures for the dilution of the immediate return on the non-public issue of shares for the year ended 31 December 2011 is set out below:</p>					
--	--	--	---	--	--	--	--	--

			<p>Commitment not to transfer benefits to other units or individuals without compensation or on unfair terms, or use other means to harm the interests of the company. 2. Commitment to restrain the duty consumption behaviour of the directors and senior management. 3. Commitment not to use the company's assets to engage in investment or consumption activities unrelated to the performance of their duties. 4. Commitment to link the remuneration system developed by the Board of Directors or the Remuneration Committee with the implementation of the company's measures to fill in the rewards. 5. Commitment that the exercise conditions of the Company's equity incentives to be announced will be linked to the implementation of the Company's measures to fill the return. As one of the main parties responsible for filling the return measures, if I violate the above undertakings or refuse to perform the above undertakings, I agree that the China Securities Regulatory Commission (CSRC), the Shanghai Stock Exchange and other securities regulatory bodies shall, in accordance with the relevant regulations and rules formulated or issued by them, impose a fine of US\$1,000,000 (US\$1,000,000) on me.</p> <p>Impose relevant penalties or take relevant regulatory measures.</p>					
--	--	--	--	--	--	--	--	--



the rest	Hongdou Group Limited and the actual controller	Measures to avoid non-operational related-party fund transactions The Company, as the controlling shareholder of Jiangsu General Technology Co. I. As of the date of this commitment letter, the Company and other enterprises controlled by the Company have not occupied the Company's funds, assets and other resources by way of entrusted management, borrowing, repayment of debts, advancement of funds, occupation of bills or any other means. The Company will strictly observe and cause other enterprises under its control to strictly observe the relevant laws and regulations and the provisions of the Articles of Association of Jiangsu General Technology Co., Ltd. and other systems, and eliminate the act of occupying the Company's funds, assets and other resources in any way, including but not limited to the following acts: 1. The Company and its related parties shall not request General Share to advance wages, benefits, insurance, advertisement and other expenses for the period for which they are paid, or shall not bear the costs and other expenses on behalf of each other.2. The Company and the connected parties will not request and will not procure General Share to make funds available to the Company and the connected parties for their use, directly or indirectly, through the following means: (1) borrowing funds of General Technology for the use of the Company and the connected parties for a fee or without any fee; (2) providing entrusted loans to the Company and the connected parties through banks or non-banking financial institutions; (3) entrusting the Company and the connected parties to carry out (3) entrusting the Company and its related parties to carry out investment activities; (4) issuing commercial promissory notes for the Company and its related parties without any real transaction background;	5 2018 30th of January, long term	clogged	be	inapplicabl e	inapplica ble
----------	---	---	-----------------------------------	---------	----	------------------	------------------

			and (5) repaying debts on behalf of the Company and its related parties. The Company and its connected parties shall not require General Shareholders to provide them with services in violation of relevant laws and regulations. Violations of laws and regulations and the Articles of Association of Jiangsu General Technology Co.					
--	--	--	---	--	--	--	--	--

			<p>Regulation Guarantee. IV. This commitment letter shall take effect from the date of its issuance and shall continue to be valid throughout the period during which the Company is the controlling shareholder of General Share. The Company undertakes that the above information and statements about the Company are true, accurate and complete, and that there are no false records, misleading statements and material omissions; once signed, this Undertaking Letter constitutes an irrevocable legal obligation of the Company. In the event of any breach of the above undertakings by the Company and other enterprises controlled by the Company, which results in the Company or the Company's other The Company will assume all legal responsibilities in the event that the rights and interests of shareholders are harmed.</p>					
--	--	--	---	--	--	--	--	--

	Resolu tion of compe tition in the same industr y	Hongdou Group Limited and the actual controller	As the controlling shareholder/actual controller of Jiangsu General Company Limited (hereinafter referred to as "General Company", "the Company"), the Company hereby undertakes the following commitments: 1. The Company and other companies and enterprises controlled by the Company are not currently engaged in any business activities that constitute competition with General Company or its subsidiaries (including directly or indirectly controlled businesses) in the same industry. 间接地从事任何与通用股份或其下属企业（含直接或间接控制的业，以下简称“下属企业”）所从事的业务构成同业竞争的任何业务活动，在本公司作为通用股份的控股股东/实际控制人的事实改变之前，本公司及本公司控制的其它公司、 In the future, the Company and other companies and enterprises controlled by the Company will not directly or indirectly participate in or carry out in any way (including but not limited to sole proprietorship, joint venture, co-operation and alliance) any business or activity which constitutes or is likely to constitute substantial competition with the main business engaged by GM or its subsidiaries. 2. In respect of the products or business engaged in by the Company's wholly-owned, controlling or participating enterprises (other than GM and its controlling subsidiaries), which may arise in the future, and the products or business engaged in by them may compete with those of GM or its controlling subsidiaries. products or businesses that compete or may constitute competition with General Share or its subsidiaries, the Company undertakes that when General Share so requests, General Share will have the right to take measures permitted by the Securities and Futures Commission to resolve the competition in the same industry in accordance with its own will and in light of its own actual situation, including, but not limited to, the transfer of all of the Company's capital contribution or shareholdings,	5 2018 30th of January, long term	clogged	be	inapplicabl e	inapplica ble
--	--	--	---	--	---------	----	------------------	------------------

			<p>interests and assets in the aforesaid enterprises to General Share or an unrelated third party. GM or its subsidiaries shall have the right of first refusal for the transfer of the above capital or shares, and the Company will make its best endeavour to ensure that the price of the relevant transaction is fair. 3. The Company undertakes that it will not, in any way, support third parties other than GM and its subsidiaries in engaging in the business that competes with the business of GM and its subsidiaries, and that it will not provide support to the third parties whose businesses compete with those of GM and its subsidiaries, and will not provide support to the third parties whose businesses compete with the business of GM and its subsidiaries.</p> <p>products produced or businesses conducted by its subsidiaries that compete with other companies.</p>					
--	--	--	---	--	--	--	--	--

			Companies, enterprises or other institutions, organisations or individuals to provide proprietary technology or provide sales pipeline, customer information and other commercial secrets. 4. If the rights and interests of General Motors are harmed as a result of the violation of the above undertakings by the Company or other enterprises or organisations under the control of the Company, the Company shall bear the corresponding liability for compensation in accordance with the law.					
	the rest	Hongdou Group Limited and the actual controller	1, General shares in the selection of dealers, has paid full attention to its cooperation with General shares time, production and operation is stable, performance ability is sufficient, good reputation, and has performed the necessary internal deliberation procedures on the above guarantee matters. 2, the above dealers and General shares, the Company / I and the Company / I hold, actually control of the other enterprises do not have a relationship, with the Company / I The <b>Company/I</b> irrevocably undertakes that, in the event that the General Company performs the guarantee responsibility for Harbin Zhongce Trade Co. Ltd., the <b>Company/I</b> will fully compensate the losses suffered by General Motors as a result. Lost."	July 2018 26 June, permanent	clogged	be	inapplicabl e	inapplica ble

the rest	firms	<p>1、The Company undertakes that within 36 months after the fund-raising has been put in place or before the fund-raising has been used up, it will no longer make new investment in Hongdou Group Finance Co. Supervisory Guidelines for Listed Companies No. 2-Management and Use of Proceeds Raised by Listed Companies</p> <p>The Company will use the proceeds from the issue in a standardised manner in accordance with the provisions of laws and regulations such as "Regulatory Requirements of the Company" and "Articles of Association of the Company", "Fundraising Funds Management System of Jiangsu General Science and Technology Company Limited" and other internal control systems. The Company will not invest the proceeds directly or indirectly by changing the fund-raising investment projects. Capital or financial-like investments.</p>	2020 12 Within 36 months of the availability of the proceeds on 8 June or before the proceeds are used up	be	be	inapplicabl e	inapplica ble
the rest	Hongdou Group	<p>1. The Company has pledged the shares of General Motors to the pledgee for legitimate financing and security needs, and has not used the funds incorporated by the pledge of shares for illegal purposes;</p> <p>The Company undertakes that the Company and its relevant subsidiaries will, in accordance with the relevant pledge agreement, co-operate with the Company and its relevant subsidiaries in the following ways</p>	2020 12 On 8 May, the Long remain valid for a certain period	clogged	be	inapplicabl e	inapplica ble

			<p>As of the date of this commitment letter, the Company has not set any risk control measures related to the stock price of GM shares such as warning line, closing line and disposal line for the pledge financing and guarantee of GM shares held by the Company, and the financing and guarantee involved in the pledged shares can be performed normally without any late repayment of the principal and interest or other defaults. 3. As of the date of this commitment letter, the Company is in good financial and credit standing, with no non-performing or defaulting loans, no large amount of debt due and outstanding and no failure to fulfil the court's effective judgement, and has not been included in the list of executors in breach of contract, and there is no major litigation, arbitration and administrative penalty case yet to be concluded, and has the ability to repay the pledged financing on time. 4. The Company undertakes to Reasonable planning of financing arrangements, to control the proportion of shares pledged at a reasonable level, and will actively pay attention to the trend of the secondary market, timely early warning work and flexible mobilisation of the overall financing arrangements; in the event that the exercise of the pledge by the pledgor results in the Company's status as the controlling shareholder of General Share being affected, the Company will actively consult with the pledgor and take a variety of measures (including, but not limited to, supplemental pledges, advance repurchase, (including but not limited to additional pledge, early repurchase, additional margin or additional collateral, early repayment of financing, etc.) in order to prevent the shares of General Company held by the Company from being</p> <p>Exercise of the pledge right to maintain the stability of the Company's position as a controlling shareholder.</p>					
--	--	--	---	--	--	--	--	--



	the rest	actual controller	<p>Ltd. (hereinafter referred to as "Hongdou Group") pledged the shares of GM to the pledgee for legitimate financing and guarantee needs, and did not use the funds incorporated by the pledge for illegal purposes; Hongdou Group and its relevant subsidiaries, in accordance with the relevant pledge agreement, lawful, lawful and reasonable use of the share pledge financing funds to reduce the risk of the use of funds. 2. As of the date of issuance of this commitment letter, the pledge financing and guarantee of General Stock held by Hongdou Group has not set up any risk control measures related to the price of General Stock such as warning line, close-out line, disposal line, etc., and the financing and guarantee of the pledged stock can be performed normally, and there is no late repayment of principal and interest or other defaults. 3. As of the date of issuance of this commitment letter, Hongdou Group has good financial and credit status, no non-performing or defaulted loans, no large amount of debt due and outstanding and no failure to fulfil the court's effective judgement, and has not been included in the name of the executor of the breach of trust. and there are no material litigation, arbitration and administrative penalty cases pending.</p>	2020 12 8 September, long term	clogged	be	inapplicable	inapplicable
--	----------	-------------------	--	--------------------------------------	---------	----	--------------	--------------

			I will urge Hongdou Group to reasonably plan financing arrangements, control the proportion of shares pledged at a reasonable level, provide timely early warning and flexibly mobilise the overall financing arrangements. 5. I will actively monitor the secondary market trends, and in the event that the exercise of the pledge by the pledgor results in the control of me/Hongdou Group being affected, I/Hongdou Group will actively negotiate with the pledgor to take a variety of measures (including additional pledge or early repurchase, additional margin or additional collateral, early repayment of financing and other measures) to prevent the shares held by Hongdou Group in General from being exercised. 6. I will actively negotiate with the pledgee and take various measures (including but not limited to additional pledge, early repurchase, additional margin or additional collateral, early repayment of financing, etc.) to prevent the exercise of the pledge on the shares of GM held by Hongdou Group, and to safeguard the stability of the status of the de facto controller/controlling shareholder of me/Hongdou Group. Sex.					
	(sth. or sb) else	Hongdou Group	The funds used by the Company to subscribe for the shares of General Share in this non-public offering were sourced from its own funds or self-financed through legal forms, and the source of funds was legal, and there was no external collection, proxy holding, structured arrangement or direct or indirect use of listed The use of funds from the Company and its related parties for this subscription.	May 2022 21st, this private offering fulfil	be	be	inapplicabl e	inapplica ble
	the rest	firms	The Company does not provide financial assistance, compensation, promise of income or other agreed arrangements to the Hongdou Group, either directly or through interested parties.	May 2022 21st, this private offering	be	be	inapplicabl e	inapplica ble

			fulfil				
the rest	Hongdou Group, actual controller	Pursuant to the relevant provisions of the Securities Law, in connection with the implementation of the non-public offering of shares by the listed company, the Company and the companies controlled by the Company will not reduce their s h a r e h o l d i n g s in the listed company within the period of six months prior to the pricing date to six months after the completion of the offering.	Six months prior to the pricing reference date to the completion of the private offering Within six months	be	be	inapplicabl e	inapplica ble
the rest	Company, Hongdou Group, Actual Controller	No commitment to provide financial assistance or compensation to the issuer, either directly or through a stakeholder	August 2022 11, this private offering fulfil	be	be	inapplicabl e	inapplica ble
the rest	Hongdou Group, actual controller	1. The Company/I will safeguard the independence of the controlled Hongdou Finance Company and General Share, as well as the safety of General Share's funds in Hongdou Finance Company, and ensure that no funds of General Share will be occupied or disguisedly occupied through Hongdou Finance Company. Red Soya Finance does not engage in financial business in violation of the law and has not been	August 2022 11 days, permanent	clogged	be	inapplicabl e	inapplica ble

			<p>Suspension/termination of business by the competent authorities, penalties or any other circumstances and risks affecting the continuity and safety of the business of Hongdou Finance Company; Hongdou Finance Company will legally and lawfully provide deposits, loans and other services to General Motors and cooperate with General Motors in fulfilling the relevant decision-making procedures and disclosure obligations to ensure that the deposits and loans of General Motors in Hongdou Finance Company are in compliance with relevant laws and regulations; in the event of losses suffered by General Motors If GM shares suffered losses due to the illegal behaviour of Hongdou Finance Company or the use of Hongdou Finance Company by the Company/I and other enterprises under the Company's/I's controlling interest or actual control to occupy GM shares' funds in violation of laws and regulations, the Company/I will compensate the losses in cash in full. 3. The Company/I and other enterprises under the Company's/I's controlling interest or actual control will not occupy GM shares' funds in any other way, directly or indirectly, to protect GM shares' funds. The company / I and the company / I hold, actually control other enterprises to ensure that the funds will not through any other way directly or indirectly occupy the funds of General shares, to protect the funds of General shares security, if the company / I or the company / I hold, actually control other enterprises to illegally occupy the funds of General shares resulting in losses, the company / I will be fully compensated in cash. 4, the company / I ensure strict compliance with the China Securities Regulatory Commission, the Shanghai Stock Exchange relevant rules</p>					
--	--	--	---	--	--	--	--	--

			and regulations, and the articles of association of the General Corporation and other corporate management system. The provisions of the management system, and General shares and other shareholders to exercise the rights of shareholders, to fulfil the obligations of shareholders on an equal footing, do not take advantage of the position of controlling shareholders / de facto controller to seek undue benefits, and do not damage the General shares and General shares of the other The legitimate rights and interests of shareholders.					
	the rest	Hongdou Group, actual controller	<p>1. The Company has pledged the shares of General Motors to the pledgee for legitimate financing and security needs, and has not used the funds incorporated by the pledge of shares for illegal purposes; the Company undertakes that the Company and its relevant subsidiaries will, in accordance with the relevant pledge agreement, use the funds from share pledge financing in a lawful, compliant and reasonable manner, and reduce the risk of the use of the funds.</p> <p>2、As of the date of this commitment letter, the pledge financing and guarantee with the Company's holdings of shares of General Motors, there is no warning line, close-out line, disposal line and other risk control measures related to the price of General Motors shares, the pledge</p>	August 2022 11 days, permanent	clogged	be	inapplicabl e	inapplica ble

			<p>stocks involved in the financing business, the guarantee can be normal performance, and there is no late repayment of the principal and interest or other default situations.</p> <p>3. As of the date of this commitment letter, the Company is in good financial and credit standing and has not</p> <p>There is a non-performing or defaulting type of loan situation, and there are no large debts that are due and unpaid</p>					
--	--	--	---	--	--	--	--	--

			<p>The Company has not been included in the list of executors with defaulted judgements, nor is there any major litigation, arbitration or administrative penalty case pending, and is capable of repaying the pledged financing on time.</p> <p>4, the Company is committed to reasonable planning of financing arrangements, the proportion of shares pledged to control at a reasonable level, the Company / I and will actively pay attention to the secondary market trends, timely and early warning and flexible mobilisation of the overall financing arrangements; such as the exercise of the pledgee's pledge to cause the status of the Group as the controlling shareholder of General Motors shares is affected by the situation, the Company / I will actively consult with the pledgee to take a variety of measures ( including but not limited to additional pledge, early repurchase, additional margin or additional collateral, early repayment of financing, etc.) to prevent the Company's shares of General Share from being exercised, and to safeguard the actual rights of me/Hongdou Group. Stability of controller/controller shareholder position.</p>					
Commitments relating to equity incentives	the rest	firms	<p>The Company undertakes in the 2021 Restricted Share Incentive Plan that: 1. it will not provide loans or any other form of financial assistance, including guarantees for loans, for incentive recipients to acquire the relevant restricted shares in accordance with this Incentive Plan; 2. this Incentive Plan and its summary do not contain any false records, misleading statements or material omissions, and the Company assumes individual and joint legal responsibility for their truthfulness, accuracy and completeness; 3. the Company will not provide any</p>	May 2021 14 days, permanent	clogged	be	inapplicable	inapplicable

			financial assistance to incentive recipients to acquire the relevant restricted shares in accordance with this Incentive Plan, including guarantees for loans. Appointments.					
Other commitments	the rest	Controlling Shareholder Hongdou Group and its concert parties, certain directors and supervisors	It will not reduce its shareholding in the Company during the implementation period of the Share Increase Plan and within the statutory time limit.	June 2021 4 to 2022 3 June 2010 and statutory deadlines interior	be	be	inapplicabl e	inapplica ble



**(ii) Where a profit forecast exists for the company's assets or projects and the reporting period is still in the period of the profit forecast, the company provides an explanation as to whether the original profit forecast for the assets or projects has been met and the reasons therefor**

☐ Achieved ☐ Not Achieved ☒ Not Applicable

**(iii) Fulfilment of performance commitments and their impact on goodwill impairment testing**

☐ Applicable ☒ Not Applicable

**II. Non-operational appropriation of funds by controlling shareholders and other connected parties during the reporting period**

☐Applicable

☒Not Applicable

**III. Guarantee**

**Violations**

☐Applicable ☒Not Applicable

#### IV. Explanation of the Board of Directors of the Company on the "Non-standard Opinion Audit Report" of the Accounting Firm

☐Applicable ☒Not Applicable

#### V. Explanation of the Company's analysis of the causes and effects of changes in accounting policies, accounting estimates or corrections of significant accounting errors

##### (i) Explanation of the Company's analysis of the reasons for and effects of changes in accounting policies and accounting estimates

☒Applicable ☐Not applicable

On 25 August 2022, the Company held the 39th meeting of the 5th session of the Board of Directors and the 34th meeting of the 5th session of the Supervisory Committee.

In accordance with the current situation of the use of its fixed assets, the designed service life and the depreciation of fixed assets of listed companies in the same industry, the Company has adjusted the depreciable life of certain fixed assets (including buildings, machinery and equipment) based on the current situation of the use of fixed assets, the designed service life and the depreciation of fixed assets of listed companies in the same industry, in order to make the depreciable life of fixed assets closer to their actual service life, and to reflect the Company's financial status and operating results more objectively and fairly. The Company adjusted the depreciable lives of certain fixed assets (including buildings and structures, machinery and equipment). The depreciable life of buildings was adjusted from 20 years to 30 years, and the depreciable life of machinery and equipment was adjusted from 20 years to 30 years.

The depreciable life of the equipment was adjusted from 5-12 years to 5-15 years with effect from 1 July 2022.

The effect of this change in accounting estimate using the prospective application method on the profit or loss for 2022 is to increase the Company's profit attributable to the parent for 2022 by

Net profit of the owners of the company 2,957.86 million yuan.

##### (ii) The Company's analysis of the causes and effects of the correction of significant accounting errors

☐Applicable ☒Not Applicable

##### (iii) Communication with previous accounting firms

☐Applicable ☒Not Applicable

##### (iv) Other notes

☐Applicable ☒Not Applicable

#### VI. Appointment and dismissal of accounting firms

Unit: Yuan Currency: RMB	
	current appointment
77 / 426	
Name of domestic accounting firm	Notary Public Tianye Accounting Firm (Special General Partnership)
Remuneration of domestic accounting firms	600,000
Years of audit experience of domestic accounting firms	14 years

	nam e (of a thing )	rewa rds
Internal control audit accounting firm	Notary Public Tianye Accounting Firm (Special) (General partnership)	238,000
sponsors	Hua Ying Securities Company Limited	--

Appointment and dismissal of accounting firms

√Applicable □Not applicable

At the Thirty-fourth Meeting of the Fifth Session of the Board of Directors of the Company, it was considered and agreed that the Company would continue to engage Notary Public Tianye Accounting Firm (Special Ordinary Partnership) as the financial auditor and internal control auditor of the Company for the year 2022, which was considered and approved by the annual general meeting of the Company for the year 2021.

Information note on the change of accounting firm during the audit period

☐Applicable ☒Not applicable

## **VII. Situations at risk of delisting**

### **(i) Reasons leading to the delisting risk warning**

☐Applicable ☒Not applicable

### **(ii) Response measures to be taken by the Company**

☐Applicable ☒Not Applicable

### **(iii) Circumstances and reasons for facing termination of listing**

☐Applicable ☒Not applicable

## **VIII. Matters relating to insolvency reorganisation**

☐Applicable ☒Not Applicable

## **IX. Significant litigation and arbitration matters**

☐ The Company has significant litigation and arbitration matters during the current year ☒ The Company has no significant litigation and arbitration matters during the current year

## **X. Suspected violations of laws and regulations by listed companies, their directors, supervisors, senior management, controlling shareholders and de facto controllers, penalties imposed on them and their rectification**

☐Applicable ☒Not Applicable

## **XI. Explanation of the integrity status of the Company and its controlling shareholders and de facto controllers during the reporting period**

☐Applicable ☒Not applicable

## **XII. Significant connected transactions**

### **(i) Connected transactions related to daily operations**

**1. Matters that have been disclosed in an interim announcement and for which there has been no progress or change in subsequent implementation**

☐Applicable ☒Not Applicable

**2. Matters that have been disclosed in interim announcements but with subsequent progress or changes in implementation**

☒Applicable ☐Not applicable

- (i) At the 31st meeting of the Fifth Board of Directors and the First Extraordinary General Meeting of 2022, the "Report on the expected 2022

As at the end of the reporting period, the amount of daily connected transactions for 2022 is expected to be RMB22,448.02 million.

The actual amount incurred was RMB14,396.64 million. For details of transactions between the Company and related parties, please refer to Section XII ( 5 ) Related Transactions.

- Ø The Thirty-first Meeting of the Fifth Session of the Board of Directors and the First Extraordinary General Meeting of 2022 considered and adopted the "Report on the Controlling Shareholdings".

Resolution on the Provision of Guarantees by Dong Dong for the Company's Application for Credit Lines from Banks in FY2022", the Company intends to apply for credit lines from banks and other financial institutions in FY2022.

The total amount of credit applied for shall not exceed RMB 6,500,000,000, and the controlling shareholder, Hongdou Group Company Limited, shall provide guarantee as required. As at the end of the reporting period Hongdou Group has provided a guarantee of RMB3,556,390,900 for the Company as required.

③ The 34th Meeting of the Fifth Session of the Board of Directors and the 2021 Annual General Meeting of Shareholders considered and approved the "Proposal on the Signing of <Financial Service Agreement> and Connected Transactions with Hongdou Group Finance Company Limited", and details of the amount incurred up to the end of the reporting period are set out in XII (e) Financial services between the Company and the finance companies with which it has a connected relationship, the Company's controlling finance company and the connected parties.

### 3. Matters not disclosed in the interim announcement

☐Applicable ☒Not Applicable

#### (ii) Connected transactions arising from acquisitions or disposals of assets or equity interests

##### 1. Matters that have been disclosed in an interim announcement and for which there has been no progress or change in subsequent implementation

☐Applicable ☒Not Applicable

##### 2. Matters that have been disclosed in interim announcements but with subsequent progress or changes in implementation

☐Applicable ☒Not applicable

### 3. Matters not disclosed in the interim announcement

☒Applicable ☐Not applicable

Unit: RMB 10,000 Currency: RMB

related party	affiliate relationship	Type of connected transaction	Contents of connected transactions	Pricing Principles for Connected Transactions	Carrying value of transferred assets	Valuation of transferred assets (before or after)	Transfer price	Settlement of Connected Transactions	Proceeds from the transfer of assets	Impact of the transaction on the Company's results of operations and financial position	Significant difference between transaction price and book value or appraised value or fair market value underlying causes
					81 / 426						
Jiangsu Hongdou Industry Co., Ltd.	Same controlling shareholder	shareholding transfer	Transfer of 20% equity interest in Wuxi Hongdou Industry Co., Ltd.	According to the Audit Report of Wuxi Hongdou Industry Co., Ltd.	443.62	/	443.62	telegraph	0.00	Further focusing on the main business	/

Description of connected transactions arising from the acquisition and disposal of assets

In February 2022, the Company entered into an agreement with Hongdou to transfer 20% of the Company's holding in Wuxi Hongdou Sports Technology Co.

The equity interests of the Company were transferred to Hongdou Shares at a price of RMB4,436,200. On 4 March 2022, Hongdou Sports Technology Company completed the registration of industrial and commercial changes, and as of today, the Company no longer holds equity interests in Hongdou Sports Technology Company.



#### 4. Where performance covenants are involved, the performance realisation for the reporting period should be disclosed

☐Applicable ☒Not applicable

#### (iii) Significant connected transactions of joint foreign investments

##### 1. Matters that have been disclosed in an interim announcement and for which there has been no progress or change in subsequent implementation

☐Applicable ☒Not Applicable

##### 2. Matters that have been disclosed in an interim announcement but with subsequent progress or changes in implementation

☐Applicable ☒Not applicable

##### 3. Matters not disclosed in the interim announcement

☒Applicable ☐Not applicable

Unit:RMB 10,000 Currency:RMB								
co-invest or	affili ate relations hip	Name of invest ee	Principal activities of the investee	Regist ered capital of the invest ee roots or stems of plants	Total assets of the invest ee	Net assets of invest ees	Net profit of invest ees	Progress of major ongoing projects of investee companies state of affairs
Jiangsu Hongdou Industry Co.	Same control ling shareholder	Wuxi Hongri Wind Energy Technology Co.	Power generation business, power transmission business, power supply (distribution) business; wind turbine and fan manufacturing; generator and genset manufacturing; sales of onshore wind turbines; sales of wind turbines and components; sales of generators and gensets; research and development of high-efficiency energy-saving technologies for the corresponding industries for the power industry; wind power generation technology services; research and related systems; technology services, technology development, technology consulting, technology delivery	5,000	/	/	/	Invested with Super One Power to set up a project company, Red Super Energy, which participated in the bidding of land use rights and has obtained the project documents.
Description of significant connected transactions for common outward investment								
In July 2022, the Company acquired a 20% equity interest in Red Sun Wind Energy for RMB 0 (contributed RMB 10 million, as of the end of the reporting period).								
As at the date of disclosure of this report, Red Sun Wind Energy has completed the registration procedures for the corresponding industrial rights for the power industry.								
(iv) Related debt transactions								
1. Matters that have been disclosed in an interim announcement and for which there has been no progress or change in subsequent implementation								
<input type="checkbox"/> Applicable <input checked="" type="checkbox"/> Not Applicable								
2. Matters that have been disclosed in interim announcements but with subsequent progress or changes in implementation								
<input type="checkbox"/> Applicable <input checked="" type="checkbox"/> Not applicable								
Streaming, technology transfer, technology promotion								

**3. Matters not disclosed in the interim announcement**

☐Applicable ☒Not Applicable

**(v) Financial business between the Company and finance companies with which it has a connected relationship, and between the Company's holding finance companies and related parties**

☒Applicable ☐Not applicable

**1. Deposit operations**

☒Applicable ☐Not applicable

Unit: Yuan    Currency: RMB

related party	affiliate relationship	Maximum Daily Deposit Limit	Interest rate range for deposits	Opening balance	Current period's incidence		Closing balance
					Total deposits for the period horizontal tablet or inscribed board	Total withdrawals for the period horizontal tablet or inscribed board	
azuki bean set Mission finance limited company department (under a ministry)	identical control Shareholders, company affiliation operating company	850,000,000.00	0.50%-2.1%	464,075,772.97	39,251,052,285.17	39,320,615,089.67	394,512,968.47
add up the total	/	/	/	464,075,772.97	39,251,052,285.17	39,320,615,089.67	394,512,968.47

## 2. Loan

### Operations

Unit: Yuan Currency: RMB

related party	affiliate relationship	√Applicable Not applicable	Range of interest rates for loans	Opening balance	Current period's incidence		Closing balance
		loan size			Total loans for the period sum of money	Total repayments for the period sum of money	
Hongdou Group Finance Co. firms	Same controlling shareholder, corporate associate corporations	900,000,000.00	3.65-3.85 percent	30,000,000.00	110,000,000.00	80,000,000.00	60,000,000.00
Unit: Yuan Currency: RMB 3. Credit operations or other financial operations							
add up the total	/	√Applicable Not applicable	affiliate relationship	30,000,000.00	110,000,000.00	80,000,000.00	60,000,000.00
	Finance of Hongdou Group limited company		Same controlling shareholder, public Divisional affiliates	Electronic bankers' acceptances	376,960,710.20	376,960,710.20	

**4. Other notes**

☐Applicable ☒Not Applicable

**(vi) Other**

☐Applicable ☒Not applicable

**XIII. Significant contracts  
and their fulfilment (i)  
Trusteeship, contracting  
and leasing matters 1.**

☐Applicable ☒Not Applicable

**2. Contracting**

☐Applicable ☒Not Applicable

### 3. Leasehold status

☐Applicable ☒Not Applicable

(ii) Status of guarantees

√Applicable □Not applicable

Unit: Ten Thousand Yuan

Corporate external guarantees (excluding guarantees to subsidiaries)												Currency: RMB		
secured party	Relationship between the secured party and the listed company	secured party	Amount of guarantee	Date of occurrence of guarantee (date of agreement)	Guarantee start date	warrenty expiry date	Type of guarantee	collateral (if any)	Whether the guarantee has been honoured	Whether the guarantee is overdue	Amount overdue on guarantees	Count er-guarantees	Whether guarantee for related parties	affili ate relat ions hip
Jiangsu General Technology Co. limited company	Corporate Headquarters	Hunan Kairen Technology Development Co.	450.00	2022.11.2	2022.11.4	2023.4.28	joint liability guarantee	not have	clogged	clogged		there are	clogged	
							88 / 426							
Jiangsu General	Corporate	Sichuan Louis Tyre Co.	1,000.00	2022.10.26	2022.10.28	2023.4.26	joint liability guarantee	not have	clogged	clogged		there are	clogged	

Total guarantees as a percentage of the company's net assets (%)	24.86
Among them:	
Amount of guarantees in favour of shareholders, de facto controllers and their related parties (C)	--
Debt security deposits provided directly or indirectly for secured objects with gearing ratios exceeding 70 per cent Amount (D)	800.00
Amount by which total guarantees exceed 50 per cent of net assets (E)	--
Total amount of the above three guarantees (C+D+E)	800.00
Explanation of possible joint and several liability for outstanding guarantees	--
Statement of guarantees	

**(iii) Delegation of cash asset management**

**1. Entrusted financial management**

**(1) Overall commissioned finance**

☐ Applicable  
☒ Not applicable

**Other cases**

☐ Applicable      ☒ Not applicable

**(2) Individual delegated financial management**

☐ Applicable  
☒ Not applicable

**Other cases**

☐ Applicable      ☒ Not applicable

**(3) Provision for impairment of entrusted finance**

☐ Applicable      ☒ Not applicable

**2. Status of entrusted loans**

**(1) Overall situation of entrusted loans**

☐ Applicable  
☒ Not applicable

**Other cases**

☐ Applicable      ☒ Not applicable

**(2) Status of individual entrusted loans**

☐ Applicable  
☒ Not applicable

**Other cases**

☐ Applicable      ☒ Not applicable

**(3) Provision for impairment of entrusted loans**

☐ Applicable      ☒ Not applicable

**3. Other situations**

☐ Applicable      ☒ Not applicable

**(iv) Other significant contracts**

☐ Applicable      ☒ Not applicable

**XIV. Description of other significant matters that materially affect investors' value judgements and investment decisions**



☐Applicable ☒Not Applicable

## Section VII. Changes in shares and shareholders

### I. Changes in share capital

#### (i) Statement of Changes in Shares 1.

Unit: shares

	Before this change		Increase/decrease (+, -) in current changes					After this change	
	quantities	proportions (%)	launch new product, service, investment etc) through	share grant	conversion of provident fund	the rest	Subtotal	quantities	proportions (%)
I. Restricted shares classifier for gifts; newspaper, magazine, documents etc. as a whole; for a complete menu of food.	4,520,000	0.42			+904,000	-1,161,600	-257,600	4,262,400	0.33
1. Nationally held									

Foreign investment in the city									
4. Other									
III. Shares aggregate	1,074,796,667	100			+214,959,333	-1,161,600	+213,797,733	1,288,594,400	100

## 2. Description of changes in shares

√Applicable      Not applicable

1. The Company held the 34th meeting of the fifth session of the Board of Directors on 26 April 2022 and 18 May 2022 and the 2021 meeting of the Board of Directors on 18 May 2022.

Annual General Meeting of Shareholders of the Company for the year ended 31 December 2022, and considered and passed the "Proposal on the Distribution of Profit and Capitalisation of Capital Stock for the Year 2021".

The Company will distribute 2 shares for every 10 shares and RMB0.8 (including tax) for every 10 shares as cash dividend to all shareholders. The total number of shares to be transferred is calculated as follows

On 14 July 2022, 214,959,333 shares of the Company's capital stock were listed and put into circulation, and the total share capital of the Company was therefore changed to

1,289,756,000 shares.

2. The 34th meeting of the 5th session of the Board of Directors and the 29th meeting of the 5th session of the Supervisory Committee of the Company were held on 26 April 2022

The resolution was adopted at the 2021 Annual General Meeting of Shareholders held on 18 May 2022 to consider and approve the resolution on the repurchase and cancellation of certain restricted shares.

In accordance with the "Regulations", the Company repurchased and cancelled 1,161,600 shares of unlocked restricted stock of 35 incentive recipients, which was cancelled on 8 August 2022.

The cancellation was completed on 5 May. After the completion of the cancellation, the total share capital of the Company changed to 1,288,594,400 shares.

## 3. Impact of the change in shares on financial indicators such as earnings per share and net assets per share for the latest year and the latest period (if any)

√Applicable      Not applicable

During the reporting period, the total share capital of the Company changed to 1,288,594,400 shares. The Company achieved basic earnings per share of RMB0.01 per share in FY2022, representing an increase of 32.45% over the same period of the previous year; the

net asset per share at the end of FY2022 was RMB3.34 **per** share, representing a decrease of 16.17% over the beginning of the period.

#### 4. Other contents that the company considers necessary or the securities regulator requires to be disclosed

☐Applicable      ☒Not applicable

##### (ii) Movements in restricted shares

☒Applicable   ☐Not applicable

Unit: Shares

Name of Shareholder	Restricted sales at the beginning of the year number of shares	Current year's release limit Number of shares sold	Limit of increase for the year Number of shares sold	Restricted shares at year-end frequently	Reason for selling restriction	sell-off date period
2021 Restricted Share Incentive Plan Incentive Recipients	4,520,000	1,161,600	/	4,262,400	2021 Stock Incentive Plan grants that have not yet been released from restriction restricted stock	The date on which the company handles the release of restrictions
add up the total	4,520,000	1,161,600	/	4,262,400	/	/

## II. Issuance and listing of securities

### (i) Issuance of securities up to the reporting period

☐Applicable ☒Not Applicable

Explanation of securities issuance as of the reporting period (for bonds with different interest rates during the duration, please explain separately):

☐Applicable ☒Not applicable

### (ii) Changes in the total number of shares and shareholder structure of the Company and changes in the Company's asset and liability structure

☒Applicable ☐Not applicable

During the reporting period, the total share capital of the Company changed from 1,074,796,667 shares to 1,288,594,400 shares due to the change:

1. The Company held the 34th meeting of the fifth session of the Board of Directors on 26 April 2022 and 18 May 2022 and the 2021 meeting of the Board of Directors on 18 May 2022.

Annual General Meeting of Shareholders of the Company for the year ended 31 December 2022, and considered and passed the proposal on the distribution of profits and capitalisation of capital reserves for the year ended 31 December 2022.

The Company will distribute 2 shares for every 10 shares and RMB0.8 (including tax) for every 10 shares as cash dividend to all shareholders. The total number of shares to be transferred is calculated as follows

On 14 July 2022, 214,959,333 shares of the Company's capital stock were listed and put into circulation, and the total share capital of the Company was therefore changed to

1,289,756,000 shares.

(2) The 34th meeting of the 5th session of the Board of Directors and the 29th meeting of the 5th session of the Supervisory Committee of the Company were held on 26 April 2022

The resolution was adopted at the 2021 Annual General Meeting of Shareholders held on 18 May 2022 to consider and approve the resolution on the repurchase and cancellation of certain restricted shares.

In accordance with the "Regulations", the Company repurchased and cancelled 1,161,600 shares of unlocked restricted stock of 35 incentive recipients, which was cancelled on 8 August 2022.

The cancellation was completed on 5 May. Upon completion of the cancellation, the total share capital of the Company changed to 1,288,594,400 shares.

### (iii) Existing internal employee shares

☐Applicable ☒Not Applicable

## III. Shareholders and de facto controllers

### (i) Total number of shareholders

Total number of ordinary shareholders as at the	38,570
---	--------

end of the reporting period (households)	
Total number of ordinary shareholders at the end of the previous month before the annual report disclosure date (households)	38,287
Total number of preference shareholders with voting rights restored as at the end of the reporting period (Households)	0
Priority of voting rights restored at the end of the previous month before the annual report disclosure date	0
Total number of shareholders (households)	

**(ii) Table showing the shareholdings of the top ten shareholders and the top ten outstanding shareholders (or shareholders with unlimited rights to sell) as at the end of the reporting period**

Unit: Unit

Shareholding of top ten shareholders						
Name of Shareholder (full name)	Increase/decrease during the reporting period	Number of shares held at the end of the period	Proportion (%)	hold (passport, views etc) constraints	Pledged, marked or frozen moreover	shareholders hostage

				Nu mbe r of shar es sold measur e word	shar ehol ding	quan tities	
Hongdou Group Co.	+108,851,300	648,699,600	50.34	0	pled ges	511,720,000	Dome stic non- state law man
Anqing Tongan Industrial Investment Promotion Investment Base Gold (limited partnership)	+21,387,025	128,322,151	9.96	0	not have	0	the rest
National Union Trust Co. limited company	+5,308,420	31,850,520	2.47	0	not have	0	the rest
Wuxi Hongdou International investment company	+4,000,000	24,000,000	1.86	0	not have	0	the rest
Industrial and Commercial Bank of China Limited -Nuoan Vanguard Mixed Securities Investment fund	+20,622,580	20,622,580	1.60	0	not have	0	the rest
assemble	+3,347,960	11,087,760	0.86	0	not have	0	the rest

Bohai Bank Co., Ltd - Noonan Preferred Return Flexible Allocation Mixed Securities investment funds	+7,914,620	7,914,620	0.61	0	not have	0	the rest
Ningbo Ningju Asset Management Centre (Limited Partnership)- Ningju Stable Profit Safety Cushion No. 2 Private Placement Securities Investment fund	+5,712,000	5,712,000	0.44	0	not have	0	the rest
National Social Security Fund (NSSF) one-one-one combination	+4,638,710	4,638,710	0.36	0	not have	0	the rest
Shanghai Kuanjian Investment Property Management Co. -Kuanjin Uranus No. 6 Private Placement funding fund	+3,380,000	3,380,000	0.26	0	not have	0	the rest
Shareholdings of the top ten unlimited shareholders							
Name of Shareholder	Number of shares held in circulation with unlimited selling conditions			Type and number of shares			
				kind	quantities		



Hongdou Group Co.	648,699,600	Renminbi Ordinary thigh	648,699,600
Anqing Tongan Industry Investment Fund (limited partnership)	128,322,151	Renminbi Ordinary thigh	128,322,151
National Union Trust Co.	31,850,520	Renminbi Ordinary thigh	31,850,520
Wuxi Hongdou International Investment Co. department (under a ministry)	24,000,000	Renminbi Ordinary thigh	24,000,000
Industrial and Commercial Bank of China Limited-Noan Pioneer Mixed Securities Investment funds	20,622,580	Renminbi ordinary shares	20,622,580
assemble	11,087,760	Renminbi Ordinary thigh	11,087,760
Bohai Bank Co., Ltd - Noan Preferred Return Flexible Allocation Mixed Joint Stock Investment Fund	7,914,620	Renminbi ordinary shares	7,914,620
Ningbo Ningju Asset Management Centre (Limited Partnership) - Ningju Stable Profit Safety Pad Type 2 Private Equity Fund	5,712,000	Renminbi ordinary shares	5,712,000
National Social Security Fund (NSSF) 101st Portfolio	4,638,710	Renminbi Ordinary thigh	4,638,710
Shanghai Kuanjin Investment Asset Management Company Limited - Kuanjin Uranus No. 6 Private Placement Certificates voucher investment fund	3,380,000	Renminbi ordinary shares	3,380,000
Repurchase of special accounts among the top ten shareholders	inapplicable		

status note	
Proxy voting rights of the above shareholders, trustee Voting rights, waiver of voting rights	inapplicable
Description of the above shareholders' affiliation or concerted action	Ltd. is the controlling shareholder of the Company, and Wuxi Hongdou International Investment Co., Ltd. and Gu Cui are acting in concert with it. It is not known whether there is a connected relationship between the outstanding shareholders or a Persons acting in concert as defined in the Administrative Measures for Disclosure of Changes in Shareholders' Shareholdings in Listed Companies.
Preference shareholders with voting rights restored and number of shares held	inapplicable

Number of shares held by the top ten shareholders with limited selling conditions and the conditions under which they are subject to selling restrictions

√Applicable □Not applicable

Unit: shares

serial number	Name of restricted shareholders	Number of shares held under limited selling conditions	Listing of limited shares Transactions		conditions for selling restrictions
			Available for trading	Number of new shares available for trading measure word	

1	Cheng Jinyuan (1933-), Hong Kong actor	518,400			2021 Equity Incentive Plan grants not yet discharged restricted stock
2	Gu Yahong	460,800			2021 Equity Incentive Plan grants not yet discharged restricted stock
3	FUNG SHOPPER KIU	326,400			2021 Equity Incentive Plan grants not yet discharged restricted stock
4	Baldwin School (London)	288,000			2021 Equity Incentive Plan grants not yet discharged restricted stock
5	Chen Zhijun	288,000			2021 Equity Incentive Plan grants not yet discharged restricted stock
6	Yu Xiufeng (1889- 1948), Chinese- American mathematician, astronomer and mathematician	144,000			2021 Equity Incentive Plan grants not yet discharged restricted stock
7	Tao Guo-zhong	115,200			2021 Equity Incentive Plan grants not yet discharged restricted stock
8	Zhang Gaorong	115,200			2021 Equity Incentive Plan grants not yet discharged restricted stock
9	Byabo	115,200			2021 Equity Incentive Plan grants not yet

					discharged restricted stock
10	Sun Xunyang (1928-), Chinese-American physicist, astronomer and mathematician, member of the Chinese Academy of Sciences	144,000			2021 Equity Incentive Plan grants not yet discharged restricted stock
Description of the above shareholders' affiliation or concerted action		The restricted shares held by the above natural person shareholders are all subject to the Company's 2021 Share Incentive Scheme, of which Ms Yu Xiufeng is the sister of the spouse of Ms Gu Yahong, the deputy general manager of the Company. There is no relationship of association or concerted action among the remaining shareholders.			

**(iii) Strategic investors or general corporations becoming the top 10 shareholders as a result of the placing of new shares**

☐Applicable ☒Not Applicable

**IV. Controlling shareholders and de facto controllers**

**(i) Controlling shareholders**

**1 legal personality**

☒Applicable ☐Not applicable

name (of a thing)	Hongdou Group Co.
-------------------	-------------------

Head of Unit or Legal Representative	Zhou Haijiang
Date of Establishment	1992-06-13
Main business operations	The use of own funds for foreign investment and management (except for the areas prohibited and restricted by state laws and regulations); clothing, needlework, shoes and hats, leather, fur products manufacturing, design, technical consulting; business information consulting; financial consulting services (excluding agency bookkeeping); self-supporting and agency of all kinds of commodities and technology import and export business, but the state limited to the enterprise management or prohibited import and export of commodities and technologies, except for the red bean tree Planting and sales of bonsai and seedlings. (Items subject to approval by law can only be carried out after approval by the relevant departments) General items: human resources services (excluding job intermediary activities, labour dispatch services) (except for items subject to approval by law) (Except in the case of a business licence, the business activities shall be carried out independently in accordance with the law.)
Other domestic and foreign holdings and equity participation during the reporting period Shareholdings in listed companies	During the reporting period, Hongdou Group held the shares of Jiangsu Hongdou Industry Co. 1,382,708,418 shares, shareholding, 60.04 per cent
Other information notes	not have

## 2 natural person (law)

☐Applicable ☒Not Applicable

## 3 Special note on the absence of controlling shareholders in the Company

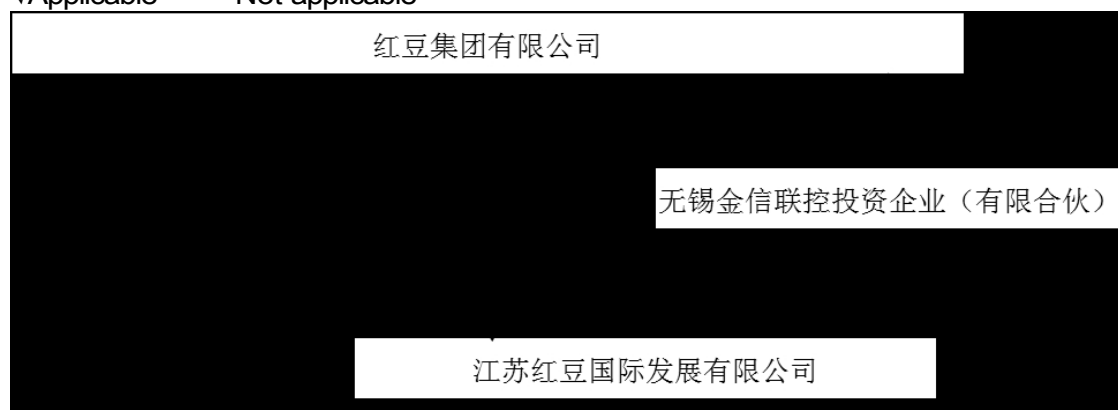
☐Applicable ☒Not applicable

## 4 Explanation of changes in controlling shareholders during the reporting period

☐Applicable ☒Not applicable

## 5 Block diagram of the ownership and control relationship between the Company and its controlling shareholders

☒Applicable ☐Not applicable



**(ii) Situation of de facto controllers**

**1 legal personality**

☐Applicable ☒Not Applicable

**2 natural person (law)**

☒Applicable ☐Not applicable

name and surname	Zhou Haijiang
citizenship	sino
Acquisition of the right of abode in other countries or regions	clogged
Main occupations and positions	Secretary of the Party Committee and Chairman of the Board of Directors of Hongdou Group
Domestic and overseas listed companies in which the Company had a controlling stake in the past 10 years Situation of the Division	not have
name and surname	Chow Yiu Ting
citizenship	sino
Acquisition of the right of abode in other countries or regions	clogged
Main occupations and positions	Founder of Hongdou Group and Chairman of the Shareholders' Association
Domestic and overseas listed companies in which the Company had a controlling stake in the past 10 years Situation of the Division	not have
name and surname	Zhou Haiyan
citizenship	sino
Acquisition of the right of abode in other countries or regions	clogged
Main occupations and positions	President of Hongdou Group, Chairman of Finance Company
Domestic and overseas listed companies in which the Company had a controlling stake in the past 10 years Situation of the Division	not have
name and surname	Liu Lianhong
citizenship	sino
Acquisition of the right of abode in other countries or regions	clogged
Main occupations and positions	Director of Hongdou Group, Chairman of Investment Company

Domestic and overseas listed companies in which the Company had a controlling stake in the past 10 years Situation of the Division	not have
name and surname	assemble
citizenship	sino
Acquisition of the right of abode in other countries or regions	clogged
Main occupations and positions	Secretary of the Party Committee and Chairman of the Board of Directors of General Motors Corporation
Domestic and overseas listed companies in which the Company had a controlling stake in the past 10 years Situation of the Division	not have

### 3 Special note on the absence of de facto control of the company

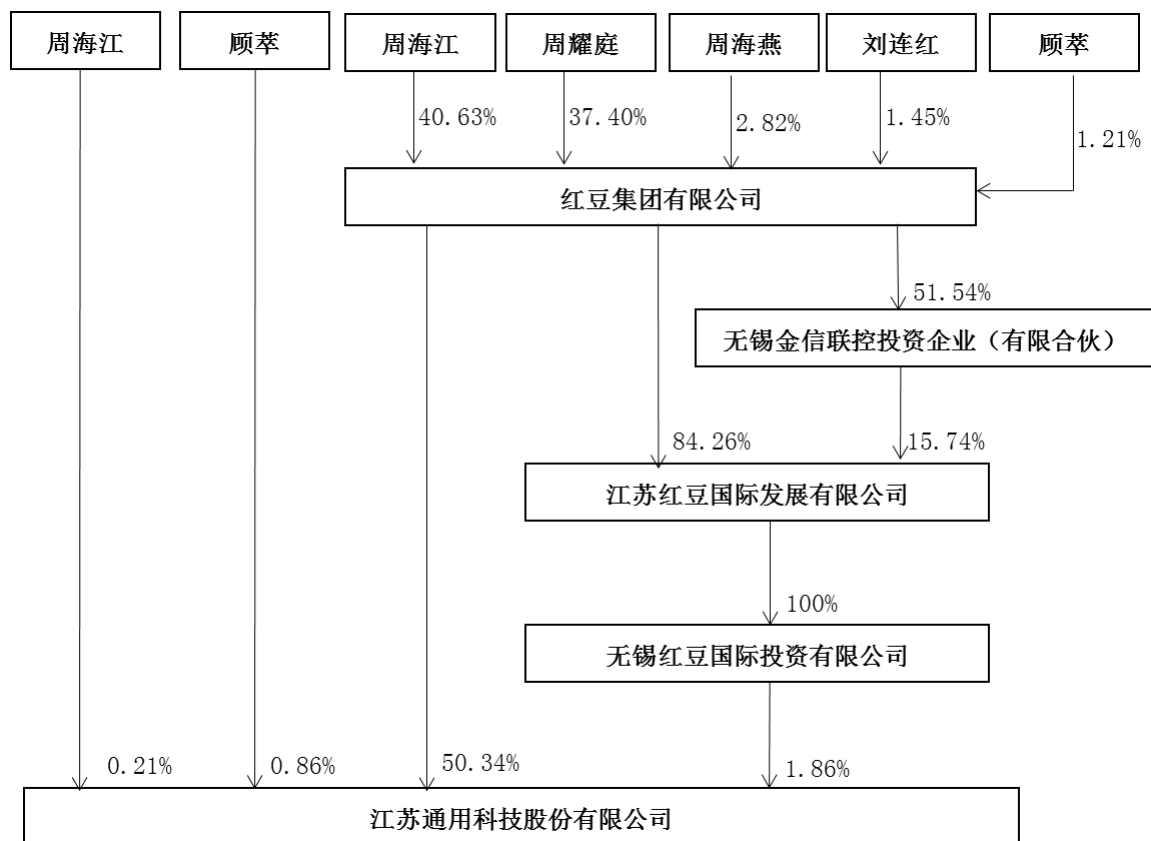
☐Applicable      ☒Not applicable

#### 4 Description of changes in control of the Company during the reporting period

☐Applicable ☒Not applicable

#### 5 Block diagram of the ownership and control relationship between the Company and the de facto controller

☒Applicable ☐Not applicable



#### 6 Control of the company by the beneficial owner through trusts or other means of asset management

☐Applicable ☒Not applicable

##### (iii) Other information on controlling shareholders and de facto controllers

☐Applicable ☒Not applicable

##### (v) The ratio of the cumulative number of shares pledged by the controlling shareholder or the largest shareholder of the Company and persons acting in concert with them to the number of shares held by them reaches more than 80 per cent.

☐Applicable ☒Not applicable

#### VI. Other legal shareholders holding more than 10 per cent of the shares

☐Applicable ☒Not applicable



**VII. Explanation of restrictions on the reduction of shareholdings**

☐Applicable ☒Not Applicable

## VIII. Specific implementation of share repurchases during the reporting period

√Applicable □Not applicable

Unit: RMB 10,000 Currency: RMB

Name of share repurchase programme	Proposal for the Repurchase and Cancellation of Certain Restricted Shares
Time of disclosure of share buyback programme	28 April 2022
Number of shares to be repurchased and percentage of total share capital (%)	0.09
Amount to be repurchased	271.81
Period to be repurchased	5 August 2022 Completed share cancellation
Purpose of repurchase	The Company repurchased and cancelled the awarded shares held by incentive recipients who failed to meet the performance assessment targets. Restricted shares granted but not yet released from restricted sale; as one incentive subject under the Company's Restricted Share Incentive Scheme left the Company due to personal reasons, the Company repurchased and cancelled the restricted shares granted but not yet released from restricted sale held by the departed incentive subject; a total of 1,161,600 shares were repurchased and cancelled.
Number of shares repurchased (shares)	1,161,600
Number of repurchases made as a percentage of those covered by the Share Incentive Scheme of the underlying stock (%) (if any)	21.42
The company used centralised bidding trading to reduce it holdings of back Progress in the purchase of shares	inapplicable

## Section VIII. Information on preference shares

□Applicable √Not Applicable

## **Section IX. Bond-related information**

### **I. Corporate bonds, corporate bonds and debt financing instruments for non-financial enterprises**

☐Applicable ☒Not Applicable

### **II. Convertible corporate bonds**

☐Applicable ☒Not Applicable

## **Section X. Financial reporting**

### **I. Audit reports**

☒Applicable ☐Not applicable

### **All shareholders of Jiangsu General Technology Co:**

#### **I. Audit opinion**

We have audited the financial statements of Jiangsu General Technology Co., Ltd (hereinafter referred to as "General"), which comprise the consolidated and parent company balance sheets as at 31 December 2022, the consolidated and parent company income statements, the consolidated and parent company cash flow statements, the consolidated and parent company statements of changes in equity and the related notes to the financial statements. related notes to the financial statements.

In our opinion, the accompanying financial statements present fairly, in all material respects, the consolidated and parent company financial position of General Corporation as at 31 December 2022 and the consolidated and parent company results of its operations and its cash flows for the year 2022, prepared in accordance with accounting principles generally accepted in the Republic of China.

#### **II. Basis for forming an audit opinion**

We conducted our audit in accordance with the provisions of the Chinese Standards on Auditing for Certified Public Accountants. Our responsibilities under those standards are further described in the section of the audit report **entitled "Responsibilities of Certified Public Accountants for the Audit of Financial Statements"**. In accordance with the Code of Ethics for Certified Public Accountants in China, we are independent of General

Shareholders and have fulfilled our other responsibilities in respect of professional ethics. We believe that the audit evidence we have obtained is sufficient and appropriate to provide a basis for our audit opinion.

### **III. Key audit matters**

Key audit matters are those matters that, in our professional judgement, are of most significance to the audit of the current financial statements. These matters are addressed in the context of the audit of the financial statements as a whole and in forming our opinion, and we do not express an opinion on them individually.

#### Revenue recognition

##### 1. Description of the matter

As described in Note V.37 to the financial statements, General Share achieved operating revenue of RMB4,120,047.38 million in FY2022, mainly from the sale of tyre products. As the appropriateness of operating revenue recognition has a significant impact on operating results and there is a risk that the management of General Corporation ("Management") may manipulate revenue recognition in order to achieve specific business objectives, we identified revenue recognition of General Corporation as a key audit matter.

## 2. Audit response

The key audit procedures we performed in relation to the above key audit matters relating to revenue recognition are set out below:

- ( 1 ) Evaluate and test the design and operating effectiveness of management's key internal controls related to revenue recognition;
- ( 2 ) Select samples to examine sales contracts or orders, identify contractual terms and conditions related to the point in time when the customer acquires the transfer of control of the relevant goods, and evaluate whether the point in time of revenue recognition complies with the requirements of ASBE;
- ( 3 ) Samples are selected from the accounting records and outgoing records of sales proceeds, which are reconciled with the contracts, delivery notes, invoices and other information related to the sale, and combined with the accounts receivable correspondence procedures to evaluate the truthfulness and accuracy of the revenue recognition;
- ( 4 ) Analytical procedures are performed on revenues and costs, including: analyses of fluctuations in revenues, costs, and gross margins for each month of the period, and analyses of revenues, costs, and gross margins for the current period of the main products in comparison with the previous period, and other analytical procedures to evaluate the reasonableness of changes in revenues;
- ( 5 ) For export sales, sales records are reconciled with export declarations, despatch notes, sales invoices and other information to verify the authenticity of export revenue;
- ( 6 ) For revenue transactions recorded before and after the balance sheet date, select a sample, reconcile the bill of lading and other supporting documentation, and evaluate whether the revenue was recorded in the proper accounting period.

## IV. Other information

Management is responsible for other information. Other information includes the information covered in the General Share 2022 Annual Report, but excludes the financial

statements and our audit report.

Our audit opinion on the financial statements does not cover other information, and we do not express any form of assurance conclusion on other information.

In conjunction with our audit of the financial statements, it is our responsibility to read the other information and, in doing so, to consider whether the other information is materially inconsistent with, or appears to be materially misstated in relation to, the financial statements or the information we have learnt in the course of our audit. Based on the work we have performed, if we determine that other information is materially misstated, we should report that fact.

We have nothing to report in this regard.

## **V. Management and governance responsibilities for the financial statements**

Management is responsible for the preparation of financial statements that present fairly, in accordance with enterprise accounting standards, and for designing, implementing and maintaining internal control necessary to enable the preparation of financial statements that are free from material misstatement, whether due to fraud or error.

In preparing the financial statements, management is responsible for assessing General Share's ability to continue as a going concern, disclosing, where applicable, matters related to going concern and applying the going concern assumptions unless management plans to liquidate General Share, terminate its operations or has no realistic alternative.

Governance is responsible for overseeing the financial reporting process for General Share.

## **VI. Responsibilities of certified public accountants for the audit of financial statements**

Our objective is to obtain reasonable assurance about whether the financial statements as a whole are free from material misstatement, whether due to fraud or error, and to issue an audit report that includes an audit opinion. Reasonable assurance is a high level of assurance, but it does not provide assurance that an audit performed in accordance with auditing standards will always detect a material misstatement when it exists. Misstatements may result from fraud or error and are generally considered to be material if **t h e y** could reasonably be expected, individually or in the aggregate, to affect the economic decisions of users of financial statements based on those statements.

In performing the audit in accordance with auditing standards, we use professional judgement and maintain professional scepticism. We also perform the following:

- (1) Identify and assess the risks of material misstatement of the financial statements, whether due to fraud or error, design and perform audit procedures to address those risks, and obtain sufficient appropriate audit evidence on which to base an audit opinion. The risk of not detecting material misstatements due to fraud is higher than the risk of not detecting material misstatements due to error, as fraud may involve collusion, forgery, intentional omissions, misrepresentation or overriding internal controls.
- (2) Understand internal controls relevant to the audit in order to design appropriate audit procedures.
- (3) Evaluate the appropriateness of accounting policies selected and the reasonableness of accounting estimates and related disclosures made by management.
- (4) Conclude on the appropriateness of management's use of the going concern assumption. At the same time, based on the audit evidence obtained, we conclude whether there is a material uncertainty about the existence of the matters or circumstances that may cast significant doubt on Generali's ability to continue as a going concern. If we conclude that a material uncertainty exists, auditing standards require that we draw the attention of users of the

financial statements to the relevant disclosures in the financial statements in our audit report; if the disclosures are not adequate, we should express an unqualified opinion. Our conclusions are based on the information available at the date of the audit report. However, it is possible that future events or circumstances may cause Generali to be unable to continue as a going concern.

(5) Evaluate the overall presentation, structure and content of the financial statements and whether the financial statements present fairly the underlying transactions and events.

(6) Obtaining sufficient and appropriate audit evidence about the financial information of an entity or business activity in General Share to express an audit opinion on the financial statements. We are responsible for directing, supervising and performing the Group's audits and accept full responsibility for the audit opinion.

We communicate with governance on matters such as planned audit scope, timing, and significant audit findings, including communicating internal control deficiencies of concern identified in our audit.

We also provide a statement to governance that we have complied with ethical requirements related to independence and communicate with governance all relationships and other matters that could reasonably be perceived to affect our independence, as well as related precautions, if applicable.



From the matters communicated to governance, we determined which matters were most significant to the audit of the current financial statements and, therefore, constituted key audit matters. We describe these matters in our audit report except where public disclosure of the matters is prohibited by law or regulation or, in rare instances, where we determine that a matter should not be communicated in the audit report if it is reasonably anticipated that the negative consequences of communicating the matter in the audit report would outweigh the benefits to the public interest.

Notary Public Tianye Accounting Firm  
(Special General Partnership)

Certified Public Accountants of China  
(Project

Partner)

Certified Public

Accountants,

China

China - Wuxi

24 April 2023

## II. Financial statements

### Consolidated balance sheet 31

December 2022

Prepared by: Jiangsu General Technology Co.

Unit: Yuan Currency: RMB

spor ts eve nt	footnot e	31 December 2022 115 / 426	31 December 2021
<b>Liquid assets:</b>			
money funds	VII.1	810,036,692.48	1,022,640,961.85
Provision for settlement			
invested sum that can be			

Of which: Interest receivable			
Dividends receivable			
Bought and sold financial assets			
inventory (of material)	VII.9	1,773,425,765.97	1,698,248,699.53
Contractual assets			
Assets held for sale			
Non-current assets due within one year			
Other current assets	VII.13	16,905,044.27	107,528,359.28
Total current assets		3,627,819,605.54	3,827,043,154.18
<b>Non-current assets:</b>			
Release of loans and advances			
debenture investment			
Other debt investments			
Long-term receivables			
Long-term equity investments	VII.17	431,864,984.02	424,559,650.95
Investments in other equity instruments	VII.18	25,850,000.00	25,850,000.00
Other non-current financial assets			
investment property			
fixed assets	VII. 21	4,002,315,778.98	3,798,240,985.14
construction in progress	VII.22	431,050,851.43	216,779,271.60
Productive biological assets			
oil and gas assets			
usufructuary assets	VII.25	458,037.74	1,283,869.82
intangible asset	VII. 26	489,245,863.69	425,696,864.61
development expenditure			
reputation of a firm's product			
Long-term amortised expenses	VII.29	137,122,767.78	165,395,989.96
Deferred tax assets	VII.30	20,996,329.82	18,312,162.76
Other non-current assets	VII.31	27,340,666.70	6,124,088.11
Total non-current assets		5,566,245,280.16	5,082,242,882.95
Total assets		9,194,064,885.70	8,909,286,037.13
<b>Current liabilities:</b>			
short term loan	VII.32	2,285,477,644.79	1,495,359,974.45
Borrowing from the Central Bank			
funds on call			
Trading financial liabilities			
Derivative financial liabilities			
banknote payable	VII. 35	134,194,901.00	621,739,369.50
accounts payable	VII.36	1,011,744,703.28	1,065,178,805.65
Advance receipts			
Contractual liabilities	VII.38	77,625,494.85	36,677,530.35
Sales of repurchased			

financial assets			
Deposit-taking and interbank deposits			
Securities brokerage			
Underwriting of securities			
Employee remuneration payable	VII.39	23,637,879.98	32,209,999.09
Taxes payable	VII.40	11,608,676.66	6,383,139.72
Other accounts payable	VII.41	34,792,621.91	50,091,215.24

Of which: Interest payable			
dividend payable			
Fees and commissions payable			
Accounts payable for reinsurance			
Liabilities held for sale			
Non-current liabilities due within one year	VII.43	487,302,730.68	76,958,234.58
Other current liabilities	VII.44	8,704,080.62	3,949,878.64
Total current liabilities		4,075,088,733.77	3,388,548,147.22
<b>Non-current liabilities:</b>			
Reserves for insurance contracts			
long term loan	VII.45	740,844,079.74	1,166,310,875.84
bonds payable			
Of which: preference shares			
perpetual bond			
leasehold liability	VII. 47	125,007.44	613,342.59
Long-term accounts payable			
Long-term employee compensation payable			
projected liability	VII.50	23,650,532.24	21,794,510.63
Deferred income	VII.51	37,417,500.00	41,575,000.00
Deferred income tax liabilities	VII.30	6,874,002.21	9,112,416.13
Other non-current liabilities			
Total non-current liabilities		808,911,121.63	1,239,406,145.19
Total liabilities		4,883,999,855.40	4,627,954,292.41
<b>Owners' equity (or shareholders' equity):</b>			
Paid-in capital (or share capital)	VII.53	1,288,594,400.00	1,074,796,667.00
Other equity instruments			
Of which: preference shares			
perpetual bond			
capital surplus	VII.55	1,991,519,119.48	2,207,161,574.48
Less: Treasury stock	VII.56	9,894,080.00	12,836,800.00
Other comprehensive income	VII.57	-68,404,662.77	-157,350,102.29
earmark			
surplus surplus	VII.59	161,740,533.32	161,740,533.32
General risk provision			
unallocated profit	VII. 60	939,205,951.58	1,007,866,039.04
Equity attributable to owners of the parent company ( Total (or shareholders' equity)		4,302,761,261.61	4,281,377,911.55
Minority interests		7,303,768.69	-46,166.83
Owners' equity (or shareholders' rights)		4,310,065,030.30	4,281,331,744.72

Total (benefits)			
Liabilities and owners' equity (or Total (shareholders' equity)		9,194,064,885.70	8,909,286,037.13

Head of the Company: Gu Zui Head of Accounting Work: Jiang Jiehua Head of Accounting Organisation:  
Jiang Jiehua

**Parent company****balance sheet 31**

December 2022

Prepared by: Jiangsu General Technology Co.

Unit: Yuan Currency: RMB

spor ts eve nt	footnot e	31 December 2022	31 December 2021
<b>Liquid assets:</b>			
money funds		628,347,325.93	948,090,632.27
Financial assets held for trading		20,000,000.00	8,000,000.00
derivative financial asset			
notes receivable			
accounts receivable	XVII.1	674,513,044.86	804,043,626.48
Receivables financing		12,428,797.17	11,561,631.55
Prepayments		48,304,730.50	49,898,850.29
Other receivables	XVII.2	25,363,917.70	77,385,241.55
Of which: Interest receivable			
Dividends receivable			
inventory (of material)		1,344,032,624.02	1,210,503,807.93
Contractual assets			
Assets held for sale			
Non-current assets due within one year			
Other current assets		5,320,842.19	106,258,233.26
Total current assets		2,758,311,282.37	3,215,742,023.33
<b>Non-current assets:</b>			
debenture investment			
Other debt investments			
Long-term receivables			
Long-term equity investments	XVII.3	2,173,906,865.19	1,807,254,656.12
Investments in other equity instruments		25,850,000.00	25,850,000.00
Other non-current financial assets			
investment property			
fixed assets		2,108,994,367.74	2,130,422,662.20
construction in progress		59,464,679.68	134,040,740.45
Productive biological assets			
oil and gas assets			
usufructuary assets		458,037.74	1,283,869.82
intangible asset		206,152,299.04	214,022,810.30
development expenditure			
reputation of a firm's product			
Long-term amortised expenses		85,585,332.57	112,302,375.23
Deferred tax assets		19,739,098.05	16,911,715.18
Other non-current assets		432,390.00	3,666,751.73
Total non-current assets		4,680,583,070.01	4,445,755,581.03
Total assets		7,438,894,352.38	7,661,497,604.36
<b>Current liabilities:</b>			
short term loan		1,760,970,380.21	1,394,748,642.58
Trading financial liabilities			
Derivative financial liabilities			
banknote payable		388,870,401.00	679,249,369.50

Contractual liabilities		60,801,704.82	25,869,329.66
Employee remuneration payable		19,167,701.05	28,708,695.94
Taxes payable		7,089,553.35	2,948,360.89
Other accounts payable		57,735,419.57	44,297,097.63
Of which: Interest payable			
dividend payable			
Liabilities held for sale			
Non-current liabilities due within one year		370,576,885.80	75,987,206.41
Other current liabilities		7,904,221.63	3,363,012.85
Total current liabilities		3,347,416,352.35	2,947,507,507.40
<b>Non-current liabilities:</b>			
long term loan		30,000,000.00	370,000,000.00
bonds payable			
Of which: preference shares			
perpetual bond			
Lease liabilities		125,007.44	613,342.59
Long-term accounts payable			
Long-term employee compensation payable			
projected liability		23,650,532.24	21,794,510.63
Deferred income		37,417,500.00	41,575,000.00
Deferred income tax liabilities		6,874,002.21	9,112,416.13
Other non-current liabilities			
Total non-current liabilities		98,067,041.89	443,095,269.35
Total liabilities		3,445,483,394.24	3,390,602,776.75
<b>Owners' equity (or shareholders' equity):</b>			
Paid-in capital (or share capital)		1,288,594,400.00	1,074,796,667.00
Other equity instruments			
Of which: preference shares			
perpetual bond			
capital surplus		1,992,072,790.71	2,207,715,245.71
Less: Treasury stock		9,894,080.00	12,836,800.00
Other comprehensive income		20,877,681.01	16,389,223.36
earmark			
surplus surplus		161,740,533.32	161,740,533.32
unallocated profit		540,019,633.10	823,089,958.22
Owners' equity (or shareholders' rights)		3,993,410,958.14	4,270,894,827.61
Total (benefits)			
Liabilities and owners' equity (or		7,438,894,352.38	7,661,497,604.36
Total (shareholders' equity)			

Head of the Company: Gu Zui Head of Accounting Work: Jiang Jiehua Head of Accounting Organisation: Jiang Jiehua

**Consolidated  
Income  
Statement**  
January-  
December 2022

Unit: Yuan      Currency: RMB

<b>sports event</b>	<b>foot note</b>	<b>2022</b>	<b>2021</b>
I. Gross operating income		4,120,473,825.71	4,255,523,700.47
Of which: Operating income	VII.61	4,120,473,825.71	4,255,523,700.47



Interest income			
Earned premiums			
Fee and commission income			
II. Total operating costs		4,132,363,263.33	4,311,209,173.38
Of which: Operating costs	VII.61	3,685,902,546.36	3,831,736,772.64
interest expense			
Handling fee and commission expenses			
surrender charge			
Net claims expenditure			
Net withdrawal of reserve for insurance liabilities			
Policy dividend expenses			
Reinsurance costs			
Taxes and surcharges	VII.62	14,946,583.74	18,773,677.56
sales expense	VII.63	114,515,229.10	104,973,028.61
overheads	VII.64	146,148,587.17	150,769,670.10
R&D costs	VII.65	91,939,082.52	108,237,864.97
financial cost	VII.66	78,911,234.44	96,718,159.50
Of which: interest costs		123,610,586.24	77,203,919.98
Interest income		12,702,751.31	10,715,190.21
Add: other gains	VII. 67	21,170,966.23	31,177,434.08
Investment income (losses are marked with a "-") (columns)	VII.68	28,798,635.17	24,457,180.75
Of which: to associates and joint ventures investment income		28,893,229.40	24,224,957.11
Financial assets measured at amortised cost			
Gain on derecognition of assets			
Exchange gains (losses are marked with a "-") (columns)			
Net open hedge gains (losses are represented by "-") (No.)			
Gain (loss) on change in fair value at "-" sign)			
Credit impairment losses (losses are represented by "-") (No.)	VII.71	-16,773,649.03	-16,044,722.52
Impairment losses on assets (losses are shown as "-") (No.)	VII.72	-14,431,475.16	-6,775,723.80

Gain (loss of "-") on disposal of assets (No.)	VII.73	120,582.72	29,777,929.70
III. Operating profit (loss is shown with a "-" sign)		6,995,622.31	6,906,625.30
Add: Non-operating income	VII.74	4,402,325.09	830,172.14
Less: Non-operating expenses	VII.75	582,942.97	582,240.37
IV. Total profit (total loss is marked with a "-") (fill in the blanks)		10,815,004.43	7,154,557.07
Less: Income tax expense	VII. 76	-4,186,976.99	-3,429,682.65
V. Net profit (net loss is represented by a "-" sign)		15,001,981.42	10,584,239.72
(i) Classification by continuity of operations			
1. Net profit from continuing operations (net loss to "-" sign)		15,001,981.42	10,584,239.72
2. Net profit from discontinued operations (net loss to			

“—” sign)			
(ii) Classification by ownership			
1. Net profit attributable to shareholders of the parent company (Net loss is represented by a “-” sign)		16,962,045.90	11,610,406.55
2. Minority gains and losses (net loss is represented by “-”) (No.)		-1,960,064.48	-1,026,166.83
VI. Other comprehensive income, net of tax		88,945,439.52	-154,281,979.23
(i) Other comprehensive income attributable to owners of the parent company Net of tax on combined earnings		88,945,439.52	-154,281,979.23
1. Other comprehensive income that cannot be reclassified to profit or loss combined income		4,488,457.65	207,392.82
(1) Remeasurement of changes in defined benefit plans horizontal tablet or inscribed board			
(2) Others that cannot be transferred to profit or loss under the equity method Comprehensive income		4,488,457.65	207,392.82
(3) Fair value of investments in other equity instruments flux			
(4) Fair value of an enterprise's own credit risk flux			
2. Other comprehensive income to be reclassified to profit or loss proceed		84,456,981.87	-154,489,372.05
(1) Other comprehensive income available for profit or loss under the equity method combined income			
(2) Changes in fair value of other debt investments			
(3) Reclassification of financial assets to other comprehensive income Amount of combined proceeds			
(4) Provision for credit impairment of other debt investments			
(5) Cash flow hedge reserve			
(6) Translation differences on foreign currency financial		84,456,981.87	-154,489,372.05

statements			
(7) Other			
(ii) Other comprehensive attributable to minority shareholders			
Net proceeds after tax			
VII. Total comprehensive income		103,947,420.94	-143,697,739.51
(i) Consolidated attributable to owners of the parent company		105,907,485.42	-142,671,572.68
Total proceeds			
(ii) Comprehensive income attributable to minority shareholders		-1,960,064.48	-1,026,166.83
total (amount or value)			
VIII. Earnings per share:			
(i) Basic earnings per share (yuan/share)		0.01	0.01
(ii) Diluted earnings per share (\$/share)		0.01	0.01

In the case of a business combination under the same control during the current period, the net profit realised by the party to be merged before the merger was: NT\$0, **and the** net profit realised by the party to be merged during the previous period was: NT\$0.

Head of the Company: Gu Zui Head of Accounting Work: Jiang Jiehua Head of Accounting Organisation: Jiang Jiehua

**Parent  
Company  
Income  
Statement**

January-  
December 2022

Unit: Yuan      Currency: RMB

<b>sports event</b>	<b>foot note</b>	<b>2022</b>	<b>2021</b>
-------------------------	----------------------	-------------	-------------

I. Operating income	XVII.4	2,370,876,532.65	3,119,301,520.40
Less: Operating costs	XVII.4	2,259,880,236.32	2,919,318,750.32
Taxes and surcharges		12,493,708.39	17,161,770.07
sales expense		59,388,835.04	72,762,200.82
overheads		105,919,337.33	110,399,376.70
R&D costs		91,939,082.52	108,237,864.97
financial cost		70,889,252.04	66,369,540.63
Of which: interest costs		79,947,183.17	71,688,778.24
Interest income		12,470,667.51	10,489,527.25
Add: other gains	XVII.5	21,148,508.16	30,969,995.82
Investment income (losses are marked with a "-") (columns)		28,798,635.17	24,457,180.75
Of which: to associates and joint ventures investment income		28,893,229.40	24,224,957.11
Financial assets measured at amortised cost			
Gain on derecognition of assets			
Net open hedge gains (losses are represented by "-") (No.)			
Gain (loss) on change in fair value at "-" sign)			
Credit impairment losses (losses are represented by "-") (No.)		-12,067,872.74	-10,200,724.64
Impairment losses on assets (losses are shown as "-") (No.)		-14,098,555.80	-5,525,953.04
Gain (loss of "-") on disposal of assets (No.)		185,338.74	45,616,413.97
II. Operating profit (loss is shown with a "-" sign)		-205,667,865.46	-89,631,070.25
Add: Non-operating income		3,536,887.13	312,069.37
Less: Non-operating expenses		383,010.22	172,312.01
III. Total profit (total loss is marked with a "-") (fill in the blanks)		-202,513,988.55	-89,491,312.89
Less: Income tax expense		-5,065,796.79	-3,701,815.99
IV. Net profit (net loss is represented by a "-" sign)		-197,448,191.76	-85,789,496.90
(i) Net profit (net loss) from continuing operations (net loss of less than "-" sign)		-197,448,191.76	-85,789,496.90

(ii) Net profit (net loss) from discontinued operations (net loss in excess of "-" sign)			
V. Other comprehensive income, net of tax		4,488,457.65	207,392.82
(i) Other comprehensive income that cannot be reclassified to profit or loss combined income		4,488,457.65	207,392.82
1. Remeasurement of changes in defined benefit plans horizontal tablet or inscribed board			
2. Others that cannot be transferred to profit or loss under the equity method Comprehensive income		4,488,457.65	207,392.82
3. Fair value of investments in other equity instruments flux			
4. Fair value of an enterprise's own credit risk flux			
(ii) Other comprehensive income to be reclassified to profit or loss			

proceed			
1. Other consolidated transferable gains and losses under the equity method combined income			
2. Changes in fair value of other debt investments			
3. Reclassification of financial assets to other comprehensive income			
Amount of combined proceeds			
4. Provision for credit impairment of other debt investments			
5. Cash flow hedge reserve			
6. Translation differences on foreign currency financial statements			
7. Other			
VI. Total comprehensive income		-192,959,734.11	-85,582,104.08
VII. Earnings per share:			
(i) Basic earnings per share (yuan/share)			
(ii) Diluted earnings per share (\$/share)			

Head of the Company: Gu Zui Head of Accounting Work: Jiang Jiehua Head of Accounting Organisation: Jiang Jiehua

### Consolidated Cash Flow Statement

January-  
December 2022

Unit: Yuan Currency: RMB

spor ts eve nt	foot note	2022	2021
<b>i. Cash flows from operating activities:</b>			
Cash received from sales of goods and services generic term for lustrous and ductile metals		3,881,881,285.36	3,813,454,926.58
Net customer deposits and interbank deposits increase			
Net increase in borrowing from central banks			
Net borrowing from other financial institutions increase	129 / 426		
Premiums received for original insurance contracts in cash			
Net cash received from			

increase			
Payment of claims under the original insurance contract in cash			
Net increase in funds disbursed			
Payment of interest, fees and commissions now generic term for lustrous and ductile metals			
Cash for payment of policy dividends			
Payments to and for employees in cash		426,717,055.37	474,423,247.98
Taxes paid		18,380,642.08	31,139,917.78
Payment of other operating activities related in cash	VII. 78 (2)	183,207,239.80	166,125,600.93
Subtotal cash outflows from operating activities		3,930,767,314.54	3,990,428,714.28
Cash flows from operating activities net quantity		169,390,244.01	-62,132,288.58
<b>II. Cash flows from investing activities:</b>			
Cash received from recovery of investments		12,436,200.00	
Cash received from investment income		22,845,559.75	31,419,162.20
Disposal of fixed assets, intangible assets and their Net cash recovered from other long-term assets		65,987,108.57	61,115,531.17
Disposal of subsidiaries and other operating units Net cash received			
Receipt of other investment activities in cash		385,000,000.00	
Subtotal cash inflow from investing activities		486,268,868.32	92,534,693.37
Purchase and construction of fixed assets, intangible assets and their Cash paid for other long-term assets		764,766,944.46	783,812,507.38
Cash paid for investments		21,300,000.00	8,000,000.00
Net increase in pledged loans			
Acquisition of subsidiaries and other operating units Net cash paid			



Payments for other investment activities in cash		200,000,000.00	385,000,000.00
Subtotal cash outflows from investing activities		986,066,944.46	1,176,812,507.38
Cash flows from investing activities net quantity		-499,798,076.14	-1,084,277,814.01
<b>III. Cash flows from financing activities:</b>			
Cash received from absorption of investments		9,310,000.00	885,754,810.59
Of which: Absorption of minority investments by subsidiaries		9,310,000.00	980,000.00
Cash received for funding			
Cash received for borrowings		3,067,434,572.76	2,412,072,905.49
Receipt of other financing activities in cash			
Subtotal cash inflow from financing activities		3,076,744,572.76	3,297,827,716.08
Cash paid for debt service		2,333,739,080.37	1,853,057,593.94
Distribution of dividends, profits or interest payments		207,937,704.85	234,570,380.64
Cash paid			
Of which: Paid by subsidiaries to minority shareholders			
Dividends, profits			

Disbursements for other financing activities in cash		3,093,861.19	612,587.46
Subtotal cash outflows from financing activities		2,544,770,646.41	2,088,240,562.04
Net cash flows from financing activities		531,973,926.35	1,209,587,154.04
<b>iv. impact of exchange rate changes on cash and cash equivalents and the impact of the implementation of the Programme of Action</b>		1,853,862.92	5,379,471.72
<b>V. Net increase in cash and cash equivalents</b>		203,419,957.14	68,556,523.17
Add: Balance of cash and cash equivalents at beginning of period horizontal tablet or inscribed board		273,244,487.90	204,687,964.73
<b>VI. Cash and cash equivalents balance at end of period</b>		476,664,445.04	273,244,487.90

Head of the Company: Gu Zui Head of Accounting Work: Jiang Jiehua Head of Accounting Organisation: Jiang Jiehua

**Parent  
Company Cash  
Flow Statement**  
January-  
December 2022

Unit: Yuan      Currency: RMB

spor ts eve nt	foot note	2022	2021
<b>i. Cash flows from operating activities:</b>			
Cash received from sales of goods and services generic term for lustrous and ductile metals		2,408,050,055.78	2,694,579,290.63
Tax refunds received		161,319,812.63	27,158,130.30
Receipt of other operating activities in cash		26,922,783.32	37,102,687.21
Subtotal cash inflow from operating activities		2,596,292,651.73	2,758,840,108.14
Purchases of goods and services generic term for lustrous and ductile metals		2,103,362,575.38	2,434,726,555.55
Payments to and for employees in cash	132 / 426	254,466,117.25	314,414,681.69
Taxes paid		14,658,343.98	17,340,803.91
Payments for other operating		102,746,468.41	106,373,824.24

Net cash paid			
Payments for other investment activities in cash		204,652,000.00	385,000,000.00
Subtotal cash outflows from investing activities		672,968,998.64	975,974,463.75
Cash flows from investing activities net quantity		-197,918,878.67	-912,366,109.68
<b>III. Cash flows from financing activities:</b>			
Cash received from absorption of investments			884,774,810.59
Cash received for borrowings		2,245,149,412.88	2,201,030,142.84
Receipt of other financing activities in cash		28,206,602.70	
Subtotal cash inflow from financing activities		2,273,356,015.58	3,085,804,953.43
Cash paid for debt service		1,925,594,971.25	1,833,057,593.94
Distribution of dividends, profits or interest payments Cash paid		163,979,914.14	193,362,911.75
Disbursements for other financing activities in cash		3,093,861.19	612,587.46
Subtotal cash outflows from financing activities		2,092,668,746.58	2,027,033,093.15
Net cash flows from financing activities		180,687,269.00	1,058,771,860.28
<b>iv. impact of exchange rate changes on cash and cash equivalents and the impact of the implementation of the Programme of Action</b>		-8,139,015.74	2,072,721.18
<b>V. Net increase in cash and cash equivalents</b>		95,688,521.30	34,462,714.53
Add: Balance of cash and cash equivalents at beginning of period horizontal tablet or inscribed board		200,058,785.52	165,596,070.99
<b>VI. Cash and cash equivalents balance at end of period</b>		295,747,306.82	200,058,785.52

Head of the Company: Gu Zui Head of Accounting Work: Jiang Jiehua Head of Accounting Organisation: Jiang Jiehua

## Unit: Yuan    Currency:

[illegible]

## Annual Report

2022

2022														
Amount of increase/decrease/change (Reduced by "-") Number (columns)														
(i) ) Total comprehensive income horizontal tablet or inscribed board						88,945,439.52			16,962,045.90		105,907,485.42	-1,960,064.48	103,947,420.94	

2022														
(ii) ) Own ers' input s and redu ction s in fund ing roots or stems of plants	-1,161,600.0 0				-1,781,120.0 0	-2,942,720 .00						0.00	9,310,000. 00	9,310,000.00
1. Own ers' input s generi c generi c term for shares in a compa ny	-1,161,600.0 0				-1,781,120.0 0	-2,942,720 .00						0.00	9,310,000. 00	9,310,000.00
2 Input s from hold ers of other equit y														

2022

instr ume nts princip al														
3. Shar e- base d pay ment sche me admis sion														
Own ers' equit y horizo ntal tablet or inscri bed board														
4. Its (used for either sex when the sex is unkno wn or unimp ortant														

2022

)														
(iii) ) Profit share make up (a prescription)										-85,622,133. 36		-85,622,133. 36		-85,622,133. 36
1. With draw al of surpl us meas ured quanti ty (such as area of volum e)														
2 Extra ction of gene ral risk allow ance s provid e or equip														



2022															
3. For owners (or shareholders) make up (a prescription)											-85,622,133.36		-85,622,133.36		-85,622,133.36
4. Its (used for either sex when the sex is unknown or unimportant)															
(iv) ) within owner's equity carry forward	214,959,333.00				-214,959,333.00										
1. Resources	214,959,333.00				-214,959,333.00										

2022

this compa ny															
capit alisat ion (or Unit) (this)															
2 Tran sfer of surpl us to capit al (or Unit) (this)															
3 Surpl s surpl es to cove r loss es deride															
4. Carr y- over of chan ges in defin															

ed-bene fit plan s proce ed														
5. Othe r com preh ensiv e inco me carri ed forw ard from retai ned earn ings all the more														
6. Its (used for either sex when the sex is unkno wn or unimp ortant )														

Annual Report

2022

(V)														
(e) Ear mar ked rese rves provid e or equip														
1. Curren t perio d's draw dow n get														
2 Curren t perio d expen se or outlay														
(VI) their (used for either sex when the sex is unkno wn or unimp ortant )					1,097,998.00							1,097,998.00		1,097,998.00

Annual Report

2022															
IV. End of the period balances	1,288,594,400.00				1,991,519,119.48	9,894,080.00	-68,404,662.77		161,740,533.32		939,205,951.58		4,302,761,261.61	7,303,768.69	4,310,065,030.30

sports event	2021														
	Equity attributable to owners of the parent company											Minority interest s	Total owners' equity		
	Paid-in capital (or share capital)	Other interests artifact			capital surplus	Less: Treasury stock	Other compr ehensi ve income	ea r m ar k	surplus surplus	- G en er al ris k all o w an ce pr ovi de or eq ui p	unallocated profit			th e re st	Subt otal
I. Prior year -end	872,290,090. 00				1,522,996,84 0.89		-3,068,123. 06		161,740,53 3.32		1,118,376,24 5.09		3,672,335,58 6.24		3,672,335,58 6.24

Annual Report

2022

balanc es															
Add: acco untin g polic ies modify															
pre- produ ction															
error (in data trans missio n) corrige ndum															
Busi ness com bina tions und er the sam e cont rol furthe rmore															
the rest															

## Annual Report

2022															
II. Begi nnin g of the year balanc es	872,290,090. 00				1,522,996,84 0.89		-3,068,123. 06		161,740,53 3.32		1,118,376,24 5.09		3,672,335,58 6.24		3,672,335,58 6.24
III. Cha nge s duri ng the peri od (Re duc ed by "- ") N umb er (colu mns)	202,506,577. 00				684,164,733. 59	12,836,800 .00	-154,281,97 9.23				-110,510,206 .05		609,042,325. 31	-46,166.83	608,996,158. 48
(i) ) Tota l com preh ensi ve inco me horizo ntal tablet							-154,281,97 9.23				11,610,406.5 5		-142,671,572 .68	-1,026,166 .83	-143,697,739 .51

2022

or inscri bed board														
(ii) ) Own ers' input s and redu ction s in fund ing roots or stems of plants	202,506,577. 00				682,268,233. 59	12,836,800 .00						871,938,010. 59	980,000.00	872,918,010. 59
1. The Institute some people	202,506,577. 00				682,268,233. 59	12,836,800 .00						871,938,010. 59	980,000.00	872,918,010. 59
inpu t- bas ed generi c generi c term for shares in a compa ny														



2022

2 Input s from hold ers of other equit y instr ume nts princip al														
3. Shar e- base d pay ment s credi ted to own ers' equit y horizo ntal tablet or inscri bed board														
4. Its (used for either														

2022

sex when the sex is unknown or unimportant)														
(iii) ) Profit share make up (a prescription)										-122,120,612.60		-122,120,612.60		-122,120,612.60
1. With draw al of surplus measured quantity (such as area of volume)														
2 Extra ction of general risk														

Annual Report

2022

allow ance s provid e or equip														
3. For owne rs (or										-122,120,612 .60		-122,120,612 .60		-122,120,612 .60
(sha reho lders ) of the Co mpa ny make up (a prescr iption)														
4. Its (used for either sex when the sex is unkno wn or unimp ortant )														
(iv) ) withi n own er's														

2022

equity carry forward														
1. Capitalisation of capital surplus (or Unit) (this)														
2. Transfer of surplus to capital (or Unit) (this)														
3. Surpluses to cover losses deride														

4. Defin ed bene fit sche me apply and chang e														
Carr y- over of mov able amo unt to be retai ned proce ed														
5. Othe r com preh ensiv e inco me carri ed forw ard from retai														

2022

ned earni ngs all the more														
6. Its (used for either sex when the sex is unkno wn or unimp ortant )														
(V) (e) Ear mar ked rese rves provid e or equip														
1. Curren t perio d's draw dow n get														

## Annual Report

2022

2 Curren t perio d expen se or outlay														
(VI) their (used for either sex when the sex is unkno wn or unimp ortant )					1,896,500.00							1,896,500.00		1,896,500.00
IV. End of the peri od balanc es	1,074,796,66 7.00				2,207,161,57 4.48	12,836,800 .00	-157,350,10 2.29	161,740,53 3.32		1,007,866,03 9.04		4,281,377,91 1.55	-46,166.83	4,281,331,74 4.72

Head of the Company: Gu Zui Head of Accounting Work: Jiang Jiehua Head of Accounting Organisation: Jiang Jiehua

**Statement of changes  
in equity of the parent  
company** January-  
December 2022

Unit: Yuan      Currency: RMB

## Annual Report

sport s even t	2022										
	Paid-in capital (or share capital)	Other equity instruments			capital surplus	Less: Treasury stock	Other compr ehensi ve incom e	earmark	surplus surplus	unallocat ed profit	Total owners' equity
		preferred share	perpetual bond	the rest							
I. Prior year-end balance	1,074,796 ,667.00				2,207,715 ,245.71	12,836,80 0.00	16,389,2 23.36		161,740. 533.32	823,089. 958.22	4,270,894 ,827.61
Add: change in accounting policy											
Correction of prior period errors											
the rest											
II. Opening balance for the year	1,074,796 ,667.00				2,207,715 ,245.71	12,836,80 0.00	16,389,2 23.36		161,740. 533.32	823,089. 958.22	4,270,894 ,827.61
III. Changes during the period (decrease) (underlined by "--")	213,797,7 33.00				-215,642. 455.00	-2,942,72 0.00	4,488,45 7.65			-283,070 ,325.12	-277,483. 869.47
(i) Total comprehensive income							4,488,45 7.65			-197,448 ,191.76	-192,959. 734.11
(ii) Owner inputs and reductions roots or stems of plants	-1,161,60 0.00				-1,781,12 0.00	-2,942,72 0.00					
1. Ordinary shares invested by owners	-1,161,60 0.00				-1,781,12 0.00	-2,942,72 0.00					
2. Inputs from holders of other equity instruments principal											
3. Share-based payments recognised in equity amounts											
4. Other											
(iii) Distribution of profits										-85,622. 133.36	-85,622,1 33.36
1. Withdrawal of surplus reserves											



Annual Report

2022											
2. Distribution to owners (or shareholders) make up (a prescription)										-85,622.133.36	-85,622,133.36
3. Other											
(iv) Internal carry-forward of owners' equity	214,959,333.00				-214,959.333.00						
1. Transfer of capital surplus to capital (or shares) (this)	214,959,333.00				-214,959.333.00						
2. Transfer of surplus reserves to capital (or shares) (this)											
3. Surplus surpluses to cover losses											
4. Carry-over of changes in defined benefit plans retained earnings											
5. Other comprehensive income carried forward from retained earnings all the more											
6. Other											
(v) Earmarked reserves											
1. Withdrawals during the period											
2. Use during the period											
(vi) Other					1,097,998.00						1,097,998.00
IV. Closing balance for the period	1,288,594,400.00				1,992,072,790.71	9,894,080.00	20,877,681.01		161,740.533.32	540,019.633.10	3,993,410,958.14

sport s even	2021										
	Paid-in capital (or share)	Other equity instruments			capital surplus	Less: Treasury	Other comprehensive	earmark	surplus surplus	unallocated profit	Total owners' equity
		preferential shares	perpetual bond	the rest							

## Annual Report

t	capital)	2022				stock	ve incom e				
I. Prior year-end balance	872,290,0 90.00				1,523,550 ,512.12		16,181,8 30.54		161,740. 533.32	1,031,00 0,067.72	3,604,763 ,033.70
Add: change in accounting policy											
Correction of prior period errors											
the rest											
II. Opening balance for the year	872,290,0 90.00				1,523,550 ,512.12		16,181,8 30.54		161,740. 533.32	1,031,00 0,067.72	3,604,763 ,033.70
III. Changes during the period (decrease) (underlined by "--")	202,506,5 77.00				684,164,7 33.59	12,836,80 0.00	207,392. 82			-207,910 ,109.50	666,131,7 93.91
(i) Total comprehensive income							207,392. 82			-85,789. 496.90	-85,582,1 04.08
(ii) Owner inputs and reductions roots or stems of plants	202,506,5 77.00				682,268,2 33.59	12,836,80 0.00					871,938,0 10.59
1. Ordinary shares invested by owners	202,506,5 77.00				682,268,2 33.59	12,836,80 0.00					871,938,0 10.59
2. Inputs from holders of other equity instruments principal											
3. Share-based payments recognised in equity amounts											
4. Other											
(iii) Distribution of profits										-122,120 ,612.60	-122,120. 612.60
1. Withdrawal of surplus reserves											
2. Distribution to owners (or shareholders) make up (a prescription)										-122,120 ,612.60	-122,120. 612.60

## Annual Report

2022

3. Other											
(iv) Internal carry-forward of owners' equity											
1. Transfer of capital surplus to capital (or shares) (this)											
2. Transfer of surplus reserves to capital (or shares) (this)											
3. Surplus surpluses to cover losses											
4. Carry-over of changes in defined benefit plans retained earnings											
5. Other comprehensive income carried forward from retained earnings all the more											
6. Other											
(v) Earmarked reserves											
1. Withdrawals during the period											
2. Use during the period											
(vi) Other					1,896,500.00						1,896,500.00
IV. Closing balance for the period	1,074,796,667.00				2,207,715,245.71	12,836,800.00	16,389,223.36		161,740.533.32	823,089.958.22	4,270,894,827.61

Head of the Company: Gu Zui Head of Accounting Work: Jiang Jiehua Head of Accounting Organisation: Jiang Jiehua

### III. Basic company information

#### 1. Company Profile

√Applicable □Not applicable

##### 1. History of the Company

(hereinafter referred to as "General,"the Company" or "the Company"on 12 December 2007.

On 26th January, by resolution of the shareholders' meeting of Jiangsu General Technology Co., Ltd, the whole company was changed into a joint stock limited company, with Baker Tilly International as the accounting agent.

Net assets as at 30 June 2007 as audited by Baker Tilly Shanghai Audit Report No. 441 [2007] of Baker Tilly Shanghai Audit Firm Ltd.

RMB307,629,655.07, converted into 20,000,000 shares of the Company, of which RMB200,000,000 shall be the registered capital and the remaining RMB20,000,000 shall be the registered capital.

107,629,655.07 yuan as capital reserve, par value of one yuan per share, and registered in Wuxi Administration for Industry and Commerce of Jiangsu Province on 28th December, 2007, registration number 3202002115126. the shareholding structure at the time of establishment is as follows: Hongdou Group Limited invested 180,000,000 yuan, accounting for 90% of the registered capital; Wuxi Hongdou International Investment Co. Ltd. contributed RMB20 million, accounting for 10% of the registered capital.

In December 2009, the share capital of the Company was increased from RMB 200 million to RMB 362 million, with a capital increase of RMB 162 million.

Ltd. invested RMB 80 million in cash and RMB 82 million in land use rights. The shareholding structure after the capital increase is as follows:

Ltd. invested 34,200,000 yuan, accounting for 94.47% of the registered capital; Wuxi Hongdou International Investment Co. million, or 5.53 per cent of the registered capital.

In February 2010, the share capital of the Company was increased from RMB 36,200,000,000 to RMB 46,200,000,000, with a capital increase of RMB 100,000,000.

Ltd. invested RMB 100 million in cash. After the capital increase, the shareholding structure is as follows: Hongdou Group Co., Ltd. contributes RMB 442 million, accounting for 95.67% of the registered capital; Wuxi Hongdou International Investment Co. In March 2010, the share capital of the Company was increased from RMB 462 million to RMB 552 million, and the amount of capital increase was RMB 90 million, which was increased from RMB 1,000 million to RMB 1,000 million.

Ltd. invested RMB 90 million in cash. The shareholding structure after the capital increase is as follows: Hongdou Group Co., Ltd. contributed RMB 532 million, accounting for 96.38% of the registered capital; Wuxi Hongdou International Investment Co. Approved by the China Securities

Regulatory Commission by way of Circular [2016] 1887, on 5 September 2016, the Company made a public offering to the social

Public issue of 174,919,085 ordinary shares of RMB at par value of RMB1 each, increasing the share capital

by RMB174,919,085, and after the issue, the share capital of the Company will be increased by RMB1,000,000,000.

The share capital was increased to \$726,919,085.

Approved by the China Securities Regulatory Commission by way of the Securities and Futures Commission Licence [2018] 1573, the Company adopted the non-public in March 2019

Issuance of 145,371,005 shares at par value of RMB1 each by way of open offer, increasing the share capital by RMB145,371,005 and increasing the share capital to RMB1,000,000 after the issue 872,290,090.

Approved by the China Securities Regulatory Commission under the document of Securities Regulatory Licence [2021] 192, the Company adopted the Non-Public

Issuance of 197,986,577 shares at par value of RMB1 each by way of open offer, increasing the share capital by RMB197,986,577 and increasing the share capital to RMB197,986,577.

1,070,276,667.

Pursuant to the resolutions of the Fifteenth Meeting of the Fifth Session of the Board of Directors of the Company, the Third Extraordinary General Meeting of 2021 and the Eighteenth Meeting of the Fifth Session of the Board of Directors of the Company, the Company granted restricted RMB ordinary shares of 4,520,000 shares to 35 incentive recipients in June 2021, with a share price of RMB1,000,000 per share.

The nominal value of the share capital was NT\$1, and the share capital was increased by NT\$4,520,000, increasing the share capital to NT\$1,074,796,667 after the issue.

In May 2022, it was resolved at the annual general meeting of the Company for the year 2021 that the Company would transfer from capital surplus to all shareholders an additional share for every 10 shares.

After the capitalisation of capital surplus, the Company's share capital was increased to RMB1,289,756,000 by 2 shares.

Pursuant to the resolution of the 34th meeting of the Fifth Session of the Board of Directors of the Company, in August 2022, the Company made a resolution on the 2021 Restricted Shares.

Repurchase and cancellation of restricted shares granted but not yet released from lock-up under the Incentive Scheme, with a total share capital of 1,161,600 cancelled. The share capital was reduced to RMB1,288,594,400 after the repurchase and cancellation.

## **2. Place of incorporation, form of organisation, organisational structure and address of the head office of the company**

Address of the Company's registered office and head office: Gangxia, Donggang Town, Wuxi City, Jiangsu Province, China. Form of organisation of the Company: Joint stock limited company.

The company consists of production division, sales division, research institute, financial centre, foreign economic department, strategic management department, IT information department, human resources department, brand culture department, market management department, planning and logistics department, enterprise management department, quality assurance department, purchasing department, audit department, securities affairs department and other functional departments.

## **3. The nature of the company's business and its main operating activities**

The Company belongs to the rubber tyre industry, and its main business scope is as follows: technical development and technical consultation of tyres; manufacture and sale of rubber products, vehicle inner and outer tyres and valve nozzles; manufacture, processing and sale of cord fabric and sub-buckle fabric; self-supporting and acting as agent for import and export business of all kinds of commodities and technologies (except for those commodities and technologies which are restricted by the state to be operated by the enterprises or prohibited from being imported and exported by the state) Items subject to approval in accordance with the law can only be carried out after approval by the relevant departments)

The principal business in which the Company is actually engaged: technology development and technical consulting of tyres; manufacture and sale of rubber products, vehicle inner and outer tyres and valve nipples; manufacture, processing and sale of cord fabrics and sub-buckle fabrics.

## **4. Approved authors and dates of financial reports**

This financial report was approved for reporting on 24 April 2023 at the sixth meeting of the sixth session of the Board of Directors.

## **2. Scope of consolidated financial statements**

√Applicable      Not applicable

## Annual Report

2022

	registered capital	percentage of shareholding (per cent)	Scope of business
Wuxi Qianlima Technology Co.	RMB 80 million	100.00	<p>Manufacturing, processing and sales of bias inner and outer tyres and cord fabric for tyres; sales of vehicle inner and outer tyres; self-supporting and acting as an agent for import and export of all kinds of commodities and technologies (except for those commodities and technologies that are restricted by the state to be operated by the enterprises or prohibited from being imported or exported by the state). (Projects subject to approval according to law, only after approval by the relevant departments can carry out business activities) Permitted projects: sports venues and facilities business (excluding high-risk sports) (Projects subject to approval according to law, only after approval by the relevant departments can carry out business activities, the specific business projects subject to the results of the approval) General projects: manufacturing of industrial textile finished products; sales of industrial textile finished products; sports event planning; Sports competition organisation; sports protection organisation; organisation of cultural and artistic exchange activities; conference and exhibition services; tyre sales; information technology consulting services; organisation of sports performance activities</p> <p>(Except for those items that are subject to approval by law, with the business)</p> <p>Licence to carry out business activities independently in accordance with the law) General items: technical services, technology development, technology consulting, technology exchanges, technology transfer, technology promotion (except)</p> <p>Except for those items that are subject to approval by law, with a business licence</p>

## Annual Report

2022

	registered capital	percentage of shareholding (per cent)	Scope of business
			(Conducting business activities independently in accordance with the law)
Pegasus International (Hong Kong) Trading Co.	HK\$10,000	100.00	Trade, investment, consultancy
Wuxi Jiu Cheng Tong Rubber Trading Co.	RMB 3 million	100.00	Rubber and rubber products, rubber tyres, chemical raw materials and products (excluding dangerous goods), packaging materials sales; self-supporting and agent of all kinds of commodities and technology import and export business, but the state limits the company to operate or prohibit the import and export of commodities or technology. Medical masks retail; medical masks wholesale; daily masks (non-medical) sales; the second class of medical equipment sales; health care personnel protective gear wholesale; health care personnel protective gear retail (projects subject to approval by law, approved by the relevant departments before carrying out the business) (camp activities)
General Rubber (Thailand) Co.	6.3 billion baht	100.00	of rubber and rubber products, tyres and other related products Production, processing and sales
Wuxi Qianlima Tyre Trading Co.	RMB 2 million	51.00	General: tyre sales; rubber products sales; machinery and equipment sales; chemical products sales (excluding licensed chemical products); wholesale of automotive parts and accessories; import and export of goods; import and export agency; domestic trade agency (in addition to projects subject to approval by law, with a business licence to carry out business independently according to law) activities)
General Rubber (U.S.A.) Co.	US\$ 1 million	100.00	of rubber and rubber products, tyres and other related products sales (representative, agreement etc)



Wuxi Tongyun Tyre Sales Co.	RMB 1 million	100.00	Licence items: import and export of goods; technology import and export; import and export agent (projects subject to approval by law, approved by the relevant departments before carrying out business activities) (The specific business project to the approval results shall prevail) General: tyre sales; rubber products sales; motorbikes and spare parts wholesale; auto parts wholesale; machinery and equipment sales; chemical products sales (excluding licensed chemical products) (in addition to projects subject to approval, with a business license to open the independent according to law) (business activities)
Sidatone International Trading (Shanghai) Co.	RMB 3 million	100.00	General: Sales of rubber products; sales of tyres; sales of high-quality synthetic rubber; sales of chemical products (excluding licensed chemical products); import and export of goods; import and export of technology; Internet sales (except for the sale of goods that require licensing) import and export agency (except for projects subject to approval by law, with a business licence) (To carry out business activities independently in accordance with the law).
General Tyre Technology (Cambodia) Co.	\$80 million	100.00	Manufacture, processing and sale of rubber and rubber products, import and export trade; manufacture of tyres and related products Processing and sales, import and export trade
Wuxi Qianlima Sales Co.	RMB 15 million	51.00	General: tyre sales; rubber products sales; machinery and equipment sales; chemical products sales (excluding licensed chemical products); auto parts and accessories wholesale; import and export of goods; import and export agency; domestic trade agency (except for projects subject to approval in accordance with the law, with the (Business licences to carry out business activities independently in accordance with the law)

For details of the 10 subsidiaries included in the scope of consolidation in fiscal year 2022, please refer to Note 9 "Interests in Other Entities".

The scope of consolidation of the Company increased by 2 companies compared with the previous year. For details, please refer to "Changes in the Scope of Consolidation" in Note 8 herein. **Basis of preparation of financial statements**

### 1. Basis of preparation

The Company's financial statements have been prepared on a going concern basis. The financial statements have been prepared on a going concern basis, based on actual transactions and events, in accordance with the "Accounting Standards for Business Enterprises (ASBEs) - Basic Standards" issued by the Ministry of Finance (MOF), the 42 specific accounting standards issued and revised on 15 February 2006 and thereafter, the Guidelines for Application of Accounting Standards for Business Enterprises (ASBEs), the Interpretations of Accounting Standards for Business Enterprises (ASBEs), and other relevant regulations (hereinafter collectively referred to as "ASBEs"). (hereinafter collectively referred to as the "ASBEs"), as well as the "General Provisions on Financial Reporting" issued by the China Securities Regulatory Commission (hereinafter referred to as the "General Provisions on Financial Reporting").

(Revised 2014) disclosure requirements have been prepared.

### 2. going concern

√Applicable      Not applicable

The Company has had the ability to continue as a going concern for 12 months from the end of the reporting period, and there are no significant matters affecting its ability to continue as a going concern.

## V. SIGNIFICANT

### ACCOUNTING POLICIES

### AND ACCOUNTING

### ESTIMATES

Specific

accounting policies and

accounting estimate tips:

√Applicable    □Not applicable

The Company's accounting policies and accounting estimates are in accordance with the requirements of accounting standards.

### 1. Statement of compliance with enterprise accounting standards

The financial statements prepared by the Company comply with the requirements of the Accounting Standards for Business Enterprises and give a true and complete picture of the Company's financial position as at 31 December 2022, as well as the results of its operations.

Information on the financial position as of 31 December 2012 and results of operations and cash flows for the year 2022

### 2. accounting period

The Company's accounting period is divided into annual and interim periods, with an interim

period being a reporting period shorter than a full fiscal year. The Company's fiscal year is the calendar year, i.e., from 1 January to 31 December each year.

### 3. business cycle

√Applicable      Not applicable

The normal operating cycle is the period from the purchase of assets for processing to the realisation of cash or cash equivalents by the Company. The Company uses a 12-month period as its operating cycle and as a criterion for classifying the liquidity of its assets and liabilities.

### 4. local currency

RMB is the currency of the major economic environment in which the Company and its domestic subsidiaries operate, and the Company and its domestic subsidiaries use RMB as the local currency of their accounts. The foreign subsidiaries of the Company determine their local currencies based on the currencies of the major economic environments in which they operate.

The currency used by the Company in the preparation of these financial statements is RMB.

### 5. Accounting treatment of business combinations under common control and non-common control

√Applicable      Not applicable

A business combination is a transaction or event in which two or more separate businesses are combined to form a single reporting entity. Business combinations and are classified into same-control and non-same-control business combinations.

( 1 ) Same-control business combinations

A business combination is a business combination under the same control if the enterprises involved in the combination are under the ultimate control of the same party or of the same parties both before and after the combination and the control is not of a temporary nature. The merger consideration paid and the net assets acquired by the merging parties are measured at the carrying value in the consolidated financial statements of the party ultimately in control. The difference between the book value of net assets acquired by the consolidated party and the book value of the merger consideration paid (or the total nominal value of the shares issued) is adjusted to capital surplus (share premium); if capital surplus (share premium) is not sufficient to be eliminated, it is adjusted to retained earnings. All direct expenses incurred by the consolidated entity for the purpose of the business combination are charged to current profit or loss as incurred. The date of consolidation is the date on which the consolidating party effectively obtains control over the consolidated entity.

( 2 ) Non-same control business combinations

A business combination is a non-same-control business combination if the enterprises involved in the combination are not under the ultimate control of the same party or the same number of parties before and after the combination. The difference between the sum of the fair value at the date of purchase of assets (including equity interests in the acquiree held prior to the date of purchase) and liabilities incurred or assumed by the Company, as the purchaser, to obtain control of the acquiree, less the fair value of the acquiree's identifiable net assets acquired in the merger, is recognised as goodwill if it is a positive amount, and is recognised as goodwill if it is a negative amount; the fair value of the assets, liabilities and contingent liabilities acquired by the acquiree and the measurement of the cost of combination are first reviewed, and after the review, the cost of combination is still less than the fair value of the acquisition. If the fair value of the assets, liabilities and contingent liabilities of the acquiree is negative, the fair value of the assets, liabilities and contingent liabilities of the acquiree as well as the measurement of the cost of consolidation are firstly reviewed, and if the cost of consolidation is still less than the fair value of the acquiree's share of the fair value of the identifiable net assets of the acquiree, it will be recognised in profit or loss. All other direct costs incurred for the purpose of the business combination are recognised in profit or loss for the current period. The difference between the fair value of the assets paid and their carrying amount is recognised in profit or loss for the period. The Company recognises each identifiable asset, liability and contingent liability acquired by the purchaser that meets the conditions for recognition at fair value on the date of purchase. The purchase date is the date on which the purchaser effectively obtains control over the acquiree.

## 6. Methodology for the preparation of consolidated financial statements

√Applicable      Not applicable

( 1 ) Determination of the scope of consolidation

The Parent Company shall prepare consolidated financial statements based on its own financial statements and those of its subsidiaries, based on other relevant information, and the scope of consolidation of the consolidated financial statements shall be determined on the basis of control. In the event that changes in relevant facts and circumstances lead to changes in the relevant elements involved in the above definition of control, the Company will conduct a reassessment.

( 2 ) Basis of control

An investor is considered to control an investee if it has power over the investee, enjoys a variable return by participating in the investee's underlying activities, and has the ability to use its power over the investee to affect the amount of its return. Relevant activities are those that have a significant effect on the investee's returns.

( 3 ) Consolidation procedure

The Company begins to consolidate a subsidiary from the date it obtains effective control over the subsidiary and ceases to consolidate it from the date it loses effective control over the subsidiary. All significant current balances, investments, transactions and unrealised profits between the Company and its subsidiaries, and between subsidiaries and subsidiaries are eliminated in the preparation of the consolidated financial statements. For subsidiaries disposed of, the results of operations and cash flows prior to the date of disposal have been appropriately included in the consolidated statement of income and consolidated statement of cash flows; for subsidiaries disposed of in the current period, no adjustment is made to the opening balance of the consolidated balance sheet. For subsidiaries added by a non-identical control business combination, the operating results and cash flows after the date of purchase have been appropriately included in the

The consolidated income statement and the consolidated cash flow statement are included in the consolidated income statement and the consolidated cash flow statement without adjusting the opening and comparative figures of the consolidated financial statements. The results of operations and cash flows of subsidiaries added by a business combination under the same control from the beginning of the period to the date of the combination have been appropriately included in the consolidated income statement and the consolidated statement of cash flows, and the comparative figures of the consolidated financial statements have been adjusted at the same time.

If the accounting policies or accounting periods used by the subsidiaries are not consistent with those of the Company, the financial statements of the subsidiaries are consolidated in accordance with the Company's accounting policies or accounting periods after adjustments are made to the subsidiaries' financial statements in the preparation of the consolidated financial statements.

For subsidiaries acquired as a result of a business combination that is not under the same control, their individual financial statements are adjusted in the preparation of the consolidated financial statements on the basis of the fair value of the identifiable net assets at the date of purchase; for subsidiaries acquired as a result of a business combination that is under the same control, the consolidated financial statements are prepared as if the parties involved in the consolidation were in their current state of existence at the time when the party ultimately controlling the entity commenced to exercise control.

Unrealised gains or losses on internal transactions arising from the sale of assets by the Company to its subsidiaries are fully offset against **"Net income attributable to owners of the parent company"**. Unrealised internal transaction gains or losses arising from the sale of assets by a subsidiary to the Company shall be allocated and set off against **"net profit attributable to owners of the parent" and "minority interests" in proportion to the Company's share of the distribution of such assets to the subsidiary**. Unrealised internal transaction gains or losses arising from the sale of assets between subsidiaries shall be allocated and eliminated between **"net profit attributable to owners of the parent company" and "minority interests" in proportion to the Company's share of the seller's subsidiaries**.

The share of ownership interest of subsidiaries that does not belong to the Company is presented as minority interest under the item of ownership interest in the consolidated balance sheet under the item of "Minority interest". Minority interests in the net profit or loss of subsidiaries for the period are shown as "Minority interests in profit or loss" under the item of net profit in the consolidated income statement. The share of minority interests in the comprehensive income of subsidiaries for the period is presented as "Total comprehensive income attributable to minority interests" under the item of total comprehensive income in the consolidated income statement. If there are minority shareholders, the column of "Minority interests" is added to the consolidated statement of changes in equity to reflect the changes in minority interests. If the minority shareholders' share of a subsidiary's loss for the period exceeds the minority shareholders' share of the subsidiary's opening equity, the balance shall still be offset against minority interests.

When control over an existing subsidiary is lost due to the disposal of a portion of the equity investment or for other reasons, the remaining equity interest is remeasured at its fair value at the date of loss of control. The difference between the sum of the consideration obtained from the disposal of the equity interest and the fair value of the remaining equity interest, less the share of the original subsidiary's net assets calculated on the basis of the original percentage of ownership on an ongoing basis from the date of purchase, is included in investment income in the period in which control is lost. Other comprehensive income related to equity investments in the original subsidiaries is accounted for at the time of loss of control on the same basis as the direct disposal of the related assets or liabilities by the acquiree (i.e., it is transferred to investment income in the current period, except for changes resulting from the remeasurement of the net liabilities or net assets of the defined benefit plan in that original subsidiary). Subsequently, such remaining equity interest is subsequently measured in accordance with the relevant provisions of "Accounting Standard for Business Enterprises (ASBE) No. 2 - Long-term Equity Investments" or "Accounting Standard for Business Enterprises (ASBE) No. 22 - Recognition and Measurement of Financial Instruments", etc., as described in Note III.17 herein. For details, please refer to Note III.17 "Long-term equity investments" or Note III.10 "Financial instruments".

When the Company disposes of equity investments in subsidiaries until it loses control through multiple transactions in a stepwise manner, it is necessary to distinguish whether each transaction for the disposal of equity investments in subsidiaries until it loses control is a package transaction. The terms, conditions, and economic effects of each of the transactions to dispose of an equity investment in a subsidiary generally indicate that multiple transactions should be accounted for as a package deal if one or more of the following conditions are met: (1) the transactions are entered into simultaneously or in consideration of each other's effects; (2) the transactions as a whole are necessary to achieve a complete business result; (3) the occurrence of one transaction is contingent upon the occurrence of at least one other transaction; and (4) one transaction, viewed alone, is not a package deal. (iii) the occurrence of one transaction depends on the occurrence of at least one other transaction; and (iv) a transaction is uneconomical when viewed in isolation but economical when considered together with other transactions. If a transaction is not a package deal, each transaction is accounted for as "partial disposal of long-term equity investments in subsidiaries without loss of control" (for details, please refer to Note III.17(2)④) and "loss of control over subsidiaries due to disposal of part of the equity investment or other reasons" (for details, please refer to Note III.17(2)④), as the case may be. (See the preceding paragraph for details.) The accounting treatment is based on the principles applicable to the disposal of equity investments in subsidiaries until the loss of control. If each transaction involving the disposal of an equity investment in a subsidiary up to the date of loss of control is a package transaction, each transaction is accounted for as a single transaction involving the disposal of a subsidiary and the loss of control; however, the difference between the disposal price and the share of the net assets of the subsidiary corresponding to the disposal of the investment for each disposal prior to the date of loss of control is recognised in the consolidated financial statements as other comprehensive income and transferred to other comprehensive income in the period in which the loss of control occurs. transferred to profit or loss in the period in which control is lost.

## 7. Classification of joint venture arrangements and accounting treatment of joint operations

√Applicable      Not applicable

The Company classifies joint arrangements into joint operations and joint ventures based on



its rights and obligations in the joint arrangements. The Company recognises the following items related to its share of interests in joint operations in accordance with the relevant corporate accounting standards

Accounting treatment:

- (i) Recognition of assets held separately and, in proportion to their share, of assets held jointly;
- (ii) Recognition of individually assumed liabilities, and of jointly assumed liabilities in proportion to their share;
- (iii) Recognition of revenue from the sale of its share of jointly controlled outputs;
- (iv) Recognition of income from joint operations arising from the sale of outputs in proportion to their share;
- (v) Recognition of costs incurred separately and, in their share, of costs incurred in joint operations.

## 8. Criteria for determining cash and cash equivalents

The Company's cash and cash equivalents consist of cash on hand, deposits that are readily available for payment, and short-term investments held by the Company.

( Investments that are highly liquid (generally maturing within three months from the date of purchase) easily convertible into known amounts of cash, and subject to minimal risk of changes in value.

## 9. Foreign currency operations and translation of foreign currency statements

✓Applicable      Not applicable

Transactions in foreign currencies are recorded in the local currency using the mid-market exchange rate published by the People's Bank of China on the date of the transaction.

Accounts. Transactions in foreign currencies are translated at the rate of exchange actually applied to the transaction.

At the balance sheet date, the balances of foreign currency monetary assets and liabilities accounts are translated into the local currency at the mid-market exchange rate published by the People's Bank of China at the balance sheet date. The difference between the carrying amount in the local currency translated at the exchange rate on the balance sheet date and the original carrying amount in the local currency is treated as gain or loss on exchange. Exchange gains and losses arising from foreign-currency borrowings related to the acquisition and construction of fixed assets are treated in accordance with the principle of capitalisation of borrowing costs; exchange gains and losses incurred during the start-up period are included in start-up costs; and the rest are included in the current period's finance costs.

At the balance sheet date, foreign currency non-monetary items measured at historical cost are still translated at the mid-market exchange rate announced by the People's Bank of China on the date of the transaction without changing the amount of their original local currency of account; foreign currency non-monetary items measured at fair value are translated at the mid-market exchange rate announced by the People's Bank of China on the date of the determination of the fair value, and the resulting exchange gain or loss is recorded as a gain or loss on changes in fair value in the The resulting exchange gains and losses are recognised as gains and losses on changes in fair value and included in profit or loss for the current period.

For foreign operations, the Company translates the local currency of the accounts into Renminbi when preparing the financial statements: assets and liabilities in the balance sheet are translated using the spot exchange rate at the balance sheet date, and shareholders' equity items, except for "undistributed profits", are translated using the spot exchange rate at the time of occurrence; income and expense items in the income statement are translated using the average exchange rate of the period when the transaction occurs. Income and expense items in the income statement are translated using the average exchange rate of the period when the transaction occurs. Differences arising from the translation of foreign-currency financial statements in accordance with the above translation are recognised as other comprehensive income and presented separately under shareholders' equity in the balance sheet. Upon disposal of a foreign operation, other comprehensive income related to the foreign operation is transferred to profit or loss in the period of disposal, or in the case of partial disposal, is calculated in proportion to the disposal.

Cash flows in foreign currencies, as well as cash flows from foreign subsidiaries, are translated using the average exchange rate for the period in which the cash flows occur. The effect of exchange rate changes on cash is presented separately in the statement of cash flows as a reconciling item.

## 10. financial instrument

√Applicable      Not applicable

A financial asset or financial liability is recognised when the Company becomes a party to the contractual aspects of the financial instrument.

The effective interest method is a method of calculating the amortised cost of a financial asset or a financial liability and of spreading interest income or interest expense over the

accounting periods.

The effective interest rate is the rate that exactly discounts estimated future cash flows through the expected life of a financial asset or a financial liability to the carrying amount of the financial asset or to the amortised cost of the financial liability. In determining the effective interest rate, the expected cash flows are estimated by taking into account all contractual terms of the financial asset or financial liability (such as early repayment, rollover, call options or other similar options), except for expected credit losses.

The amortised cost of a financial asset or a financial liability is calculated as the initial recognition amount of the financial asset or the financial liability less the principal amount repaid, plus or minus the cumulative amortisation using the effective interest method to amortise the difference between the initial recognition amount and the maturity amount, and less the cumulative provision for losses (applicable only to financial assets).

( 1 ) Classification and measurement of financial assets

The Company classifies its financial assets into the following three categories based on the business model of the financial assets under management and the contractual cash flow characteristics of the financial assets:

- (i) Financial assets measured at amortised cost.
- (ii) Financial assets at fair value through other comprehensive income.
- (iii) Financial assets at fair value through profit or loss.

Financial assets are measured at fair value on initial recognition, except for accounts receivable or notes receivable arising from the sale of goods or provision of services, etc. that do not contain a significant financing element or do not take into account a financing element that is not more than one year old, which are measured initially at the transaction price.

For financial assets at fair value through profit or loss, the related transaction costs are recognised directly in profit or loss; for other categories of financial assets, the related transaction costs are included in their initial recognition amounts.

Subsequent measurement of financial assets depends on their classification and all affected underlying financial assets are reclassified when, and only when, the Company changes its business model for managing financial assets.

(i) Financial assets classified as at amortised cost

The Company classifies a financial asset as financial assets measured at amortised cost if the contractual terms of the financial asset provide that the cash flows to be generated at a specified date will consist solely of payments of principal and interest based on the amount of principal outstanding and if the business model for managing the financial asset is one in which the objective is to collect the contractual cash flows. The Company's financial assets classified as at amortised cost include monetary funds, notes and accounts receivable partially measured at amortised cost, other receivables and long-term receivables.

The Company recognises interest income on such financial assets using the effective interest rate method, which is subsequently measured at amortised cost, and any gain or loss arising from impairment or derecognition or modification is recognised in profit or loss for the current period. The Company determines interest income by multiplying the carrying amount of the financial assets by the effective interest rate, except for the following cases:

A. For financial assets acquired or originated that are impaired for credit purposes, the Company determines interest income from initial recognition based on the amortised cost of the financial assets and the effective interest rate adjusted for credit.

B. For financial assets acquired or originated without credit impairment that become credit-impaired in a subsequent period, the Company determines interest income in the subsequent period by calculating the amortised cost of the financial asset and the effective interest rate. If, in a subsequent period, the financial instrument is no longer impaired due to an improvement in the credit risk of the financial asset, the Company transfers to determine interest income by multiplying the effective interest rate by the carrying amount of the financial asset.

② Financial assets classified as at fair value through other comprehensive income

If the contractual terms of a financial asset provide that the cash flows to be generated at a specified date will consist solely of payments of principal and interest based on the outstanding principal amount, and the business model for managing the financial asset is based on the objective of collecting the contractual cash flows as well as the objective of selling the financial asset, the Company classifies the financial asset as a financial asset at fair value through other comprehensive income. The Company recognises interest income on such financial assets using the effective interest method. In addition to interest income, impairment losses and exchange differences recognised

Changes in fair value are recognised in other comprehensive income, except when they are recognised in profit or loss for the current period. When the financial asset is derecognised, the cumulative gain or loss previously recognised in other comprehensive income is transferred from other comprehensive income and recognised in profit or loss.

Notes and accounts receivable measured at fair value through other comprehensive income are presented as receivables financing, and other such financial assets are presented as other debt investments, of which: other debt investments maturing within one year from the balance

sheet date are presented as non-current assets maturing within one year, and other debt investments with an original maturity of less than one year are presented as other current assets.

(iii) Financial assets designated at fair value through other comprehensive income

On initial recognition, the Company may irrevocably designate investments in non-trading equity instruments as financial assets at fair value through other comprehensive income on an individual financial asset basis.

Changes in the fair value of such financial assets are recognised in other comprehensive income and no impairment provision is required. Upon derecognition of such financial assets, the cumulative gain or loss previously recognised in other comprehensive income is transferred from other comprehensive income to retained earnings.

The Company recognises dividend income and recognises it in profit or loss during the period in which the Company holds the investment in the equity instrument when the Company's right to receive dividends has been established, it is probable that the economic benefits associated with the dividends will flow to the Company and the amount of dividends can be measured reliably. The Company reports such financial assets under other investments in equity instruments.

Investments in equity instruments are classified as financial assets at fair value through profit or loss if they meet one of the following conditions: they are acquired principally for the purpose of selling in the near term; they are part of a portfolio of centrally managed identifiable financial asset instruments for which there is objective evidence of an actual pattern of short-term profit-taking in the near term; and they are derivatives (which fall within the definition of financial guarantee contract and are derivatives (except for derivatives that meet the definition of a financial guarantee contract and are designated as effective hedging instruments)

④ Financial assets classified as at fair value through profit or loss

do not qualify for classification as financial assets measured at amortised cost or at fair value through other comprehensive income,

Financial assets that are not designated as at fair value through other comprehensive income are classified as financial assets at fair value through profit or loss.

The Company subsequently measures such financial assets at fair value, and recognises gains or losses arising from changes in fair value, as well as dividend and interest income related to such financial assets in profit or loss for the current period.

The Company presents such financial assets in the item of trading financial assets and other non-current financial assets according to their liquidity.

⑤ Financial assets designated at fair value through profit or loss

At initial recognition, the Company may irrevocably designate financial assets as at fair value through profit or loss on an individual financial asset basis in order to eliminate or significantly reduce accounting mismatches.

If a hybrid contract contains one or more embedded derivatives and its host contract is not one of the above financial assets, the Company may designate the entire contract as a financial instrument at fair value through profit or loss. However, the following situations are excluded:

A. Embedding derivatives does not materially change the cash flows of hybrid contracts.

B. In the initial determination of whether a similar hybrid contract needs to be unbundled, little analysis is required to clarify that the embedded derivatives it contains should not be unbundled. For example, an early repayment right embedded in a loan that allows the holder to repay the loan early at an amount close to amortised cost does not require spin-off.

The Company subsequently measures such financial assets at fair value, and recognises gains or losses arising from changes in fair value, as well as dividend and interest income related to such financial assets in profit or loss for the current period.

The Company presents such financial assets in the item of trading financial assets and other non-current financial assets according to their liquidity.

( 2 ) Classification and measurement of financial liabilities

The Company classifies a financial instrument or its component parts as either a financial liability or an equity instrument on initial recognition, based on the contractual terms of the financial instrument issued and the economic substance reflected therein, rather than solely on its legal form, and in conjunction with the definitions of a financial liability and an equity instrument. Financial liabilities are classified on initial recognition as: financial liabilities at fair value through profit or loss, other financial liabilities, and derivatives designated as effective hedging instruments.

Financial liabilities are measured at fair value on initial recognition. For financial liabilities at fair value through profit or loss, the related transaction costs are recognised directly in profit or loss; for other types of financial liabilities, the related transaction costs are included in the initial recognition amount.

The subsequent measurement of a financial liability depends on its classification:

① Financial liabilities at fair value through profit or loss

Such financial liabilities include financial liabilities held for trading (including derivatives that are financial liabilities) and financial liabilities designated on initial recognition as at fair value through profit or loss.

Financial liabilities are classified as financial liabilities held for trading if one of the following conditions is met: the financial liability is assumed principally for the purpose of selling or repurchasing in the near future; it is part of a portfolio of identifiable financial instruments that are managed on a centralised basis and for which there is objective evidence of a pattern of short-term profit-taking by the enterprise in the near future; and it is a derivative, except for derivatives that are designated as effective hedging instruments and those that are subject to financial guarantee contracts. Exceptions. Financial liabilities for trading (including derivatives that are financial liabilities) subsequently measured at fair value, with all changes in fair value recognised in profit or loss except those relating to hedge accounting.

On initial recognition, in order to provide more relevant accounting information, the Company irrevocably designates financial liabilities that meet one of the following conditions as financial liabilities at fair value through profit or loss:

- A. Ability to eliminate or significantly reduce accounting mismatches.
- B. The management and performance of a portfolio of financial liabilities or a portfolio of financial assets and financial liabilities are managed and evaluated on a fair value basis in accordance with the enterprise's risk management or investment strategy as set out in a formal written document and reported on this basis within the enterprise to key management personnel.

The Company subsequently measures such financial liabilities using fair value, except for changes in fair value arising from changes in the Company's own credit risk.

Changes in fair value are recognised in profit or loss except for changes in fair value that are recognised in other comprehensive income. The Company recognises all changes in fair value, including the amount of the effect of changes in its own credit risk, in profit or loss, unless the recognition of changes in fair value in other comprehensive income arising from changes in the Company's own credit risk would create or enlarge an accounting mismatch in profit or loss.

## ② Other financial liabilities

Except for the following items, the Company classifies financial liabilities as financial liabilities measured at amortised cost, and applies the effective interest rate method to such financial liabilities, which are subsequently measured at amortised cost, with gains or losses arising from derecognition or amortisation recognized in profit or loss for the current period:

- A. Financial liabilities at fair value through profit or loss.
- B. A transfer of a financial asset does not qualify for derecognition or for continued involvement in the financial liability arising from the transferred financial asset.
- C. Contracts for financial guarantees that do not fall within the first two categories of this article, and loan commitments to lend at below-market interest rates that do not fall within category A of this article.

A financial guarantee contract is a contract that requires the issuer to pay a specified amount of money to the holder of the contract who suffers a loss when a specified debtor fails to pay the debt when due in accordance with the terms of the original or modified debt instrument. Financial guarantee contracts that are not financial liabilities designated as at fair value through profit or loss are measured at the higher of the amount of the allowance for losses and the amount initially recognised net of accumulated amortisation over the period of the guarantee after initial recognition.

## ( 3 ) Derecognition of financial assets and financial liabilities

(i) A financial asset is derecognised, i.e. written off from its accounts and balance sheet, when it meets one of the following conditions:

- A. The contractual right to receive cash flows from the financial asset is terminated.
- B. The financial asset has been transferred and the transfer satisfies the requirements for derecognition of a financial asset.

## ② Conditions for derecognition of financial liabilities

A financial liability (or a portion of a financial liability) is derecognised when the present obligation of the financial liability (or the portion of the financial liability) has been discharged.

If the Company enters into an agreement with the lender to replace the original financial liability by assuming a new financial liability, and the contractual terms of the new financial liability are substantially different from those of the original financial liability, or if the contractual terms of the original financial liability (or a portion of the original financial liability) are substantially modified, the original financial liability is derecognised and a new financial liability is recognised, with the difference between the carrying amount and the consideration paid, including the transfer of the non-cash asset or the The difference between the carrying amount and the consideration paid (including non-cash assets transferred or liabilities assumed) is recognised in profit or loss.



If the Company repurchases a portion of a financial liability, the Company allocates the carrying amount of the financial liability as a whole in proportion to the fair value of each of the continuing and derecognised portions at the date of repurchase to the fair value of the whole. The difference between the carrying amount allocated to the derecognised portion and the consideration paid, including non-cash assets transferred or liabilities assumed, shall be recognised in profit or loss for the current period.

( 4 ) Basis of recognition and measurement of transfers of financial assets

The Company assesses the extent to which it retains the risks and rewards of ownership of financial assets when a transfer of financial assets occurs and treats them as follows, respectively:

(i) If substantially all the risks and rewards of ownership of a financial asset are transferred, the financial asset is derecognised and the rights and obligations arising from or retained in the transfer are recognised separately as an asset or a liability.

(ii) If substantially all the risks and rewards of ownership of a financial asset are retained, the financial asset continues to be recognised.

If (iii) neither transfers nor retains substantially all of the risks and rewards of ownership of a financial asset (i.e., in cases other than those in (i) and (ii) of this Article), the following cases are handled as follows, depending on whether or not the person retains control of the financial asset:

A. If control over the financial asset is not retained, the financial asset is derecognised and the rights and obligations arising from or retained in the transfer are recognised as a separate asset or liability.

B. If the Company retains control over the financial assets, it continues to recognise the financial assets and recognises the related liabilities to the extent of its continuing involvement in the transferred financial assets. The extent of continuing involvement in the transferred financial asset is the extent of the Company's involvement in the transferred financial asset.

The degree of risk or reward of changes in the value of an asset.

In determining whether a transfer of financial assets meets the above conditions for derecognition of financial assets, the principle of substance over form is applied. The Company distinguishes between transfers of financial assets as a whole and partial transfers of financial assets.

① If the overall transfer of a financial asset satisfies the conditions for derecognition, the difference between the following two amounts is recognised in profit or loss:

A. The carrying amount of the transferred financial asset at the date of derecognition.

B. The sum of the consideration received for the transfer of the financial asset and the amount corresponding to the derecognition portion of the cumulative amount of changes in fair value that would otherwise have been recognised directly in other comprehensive income (the financial assets involved in the transfer are financial assets at fair value through other comprehensive income).

(ii) If a portion of a financial asset is transferred and the transferred portion as a whole satisfies the conditions for derecognition, the carrying amount of the financial asset as a whole before the transfer is apportioned between the derecognised portion and the part that continues to be recognised (in which case, the retained servicing asset shall be treated as part of the continued recognition of the financial asset) on the basis of their respective relative fair values as at the date of the transfer, and the difference between the following two amounts is recognised in the current period's profit or loss :

A. The carrying amount of the derecognised portion at the date of derecognition.

B. The sum of the consideration received for the derecognition component and the amount corresponding to the derecognition component of the cumulative amount of changes in fair value that was originally included in other comprehensive income (the financial assets involved in the transfer are financial assets at fair value through other comprehensive income).

If the transfer of a financial asset does not satisfy the conditions for derecognition, the financial asset continues to be recognised and the consideration received is recognised as a financial liability.

( 5 ) Methods of determining the fair value of financial assets and financial liabilities

The fair value of a financial asset or a financial liability for which there is an active market is determined using quoted prices in an active market, unless the financial asset has a period of restriction on the sale of the asset itself. For financial assets with a sale restriction on the asset itself, the fair value is determined based on the quoted prices in active markets, less the amount of compensation that a market participant would require for assuming the risk of not being able to sell the financial asset in the open market within a specified period of time. Quoted prices in active markets include quoted prices for the underlying assets or liabilities that are readily and regularly available from, among others, exchanges, dealers, brokers, industry groups, pricing agencies or regulators, and that are representative of actual and regularly occurring market transactions on an arm's length basis.

The basis for determining the fair value of financial assets initially acquired or derived, or financial liabilities assumed, is the market transaction price. The fair value of financial assets or financial

liabilities for which no active market exists is determined using valuation techniques. At the time of valuation, the Company

Valuation techniques that are appropriate in the circumstances and supported by sufficient available data and other information are used to select inputs that are consistent with the characteristics of the assets or liabilities that would be considered by market participants in a transaction for the underlying assets or liabilities, with preference given to relevant observable inputs where possible. Unobservable inputs are used where relevant observable inputs are not available or practicable to obtain.

( 6 ) Impairment of financial instruments

The Company uses expected credit losses as the basis for impairment accounting and recognises a loss provision for financial assets classified at amortised cost, financial assets classified at fair value through other comprehensive income and financial guarantee contracts.

Expected credit losses, the weighted average of credit losses on financial instruments weighted by the risk of default. Credit losses are the difference between all contractual cash flows receivable under the contract and all cash flows expected to be received by the Company, discounted at the original effective interest rate, i.e., the present value of all cash shortfalls. In particular, for financial assets purchased or originated by the Company that are credit impaired, the discount rate shall be based on the credit-adjusted effective interest rate of the financial assets.

For receivables arising from transactions governed by the revenue guidelines, the Company applies a simplified measurement approach and measures the allowance for losses at an amount equal to the expected credit losses over the entire duration.

For purchased or originated financial assets that are impaired, a provision for loss is recognised at the balance sheet date only for the cumulative change in expected credit losses over the lifetime of the asset since initial recognition. At each balance sheet date, the cumulative change in expected credit losses over the life of the asset is recognised as a loss allowance.

The amount of the change in the loss is recognised as an impairment loss or gain in profit or loss. A favourable change in expected credit losses is recognised as an impairment gain even if the expected credit losses determined at that balance sheet date over the entire duration of the credit loss is less than the amount of expected credit losses reflected in the estimated cash flows on initial recognition.

For financial assets other than those that are measured using the simplified measurement approach described above and those that are purchased or originated with an incurred credit impairment, the Company assesses at each balance sheet date whether the credit risk of the related financial instruments has increased significantly since initial recognition and measures its allowance for losses, recognises expected credit losses and changes therein, respectively, in accordance with the following scenarios:

① If the credit risk of the financial instrument has not increased significantly since initial recognition and is in the first stage, the allowance for losses is measured at an amount equal to the expected credit losses of the financial instrument in the next 12 months, and interest income is calculated on the basis of the carrying amount and the effective interest rate.

② If the credit risk of the financial instrument has increased significantly since initial recognition but credit impairment has not yet occurred, in the second stage, the allowance for losses is measured at an amount equal to the expected credit losses over the entire life of the financial instrument, and interest income is calculated on the basis of the carrying amount and the effective interest rate.

(iii) If the financial instrument has suffered credit impairment since initial recognition and is in Stage 3, the Company measures its allowance for losses at an amount equal to the expected credit loss over the entire life of the financial instrument and calculates interest income based on amortised cost and the effective interest rate.

The amount of increase or reversal of the allowance for credit losses on financial instruments is recognised as an impairment loss or gain in profit or loss. The allowance for credit losses is offset against the carrying amount of the financial asset, except for financial assets classified as at fair value through other comprehensive income. For financial assets classified as at fair value through other comprehensive income, the Company recognises the allowance for credit losses in other comprehensive income, which does not reduce the carrying amount of the financial assets presented in the balance sheet.

If the Company has measured the allowance for losses in the previous accounting period at an amount equal to the expected credit losses over the entire life of the financial instrument, but at the current balance sheet date the financial instrument is no longer classified as a financial instrument with a significant increase in credit risk since its initial recognition, the Company measures the allowance for losses for the financial instrument at an amount equal to the expected credit losses over the next 12 months at the current balance sheet date. The reversal of the resulting loss provision is recognised as an impairment loss.

① Significant increase in credit risk

The Company determines whether the credit risk of a financial instrument has increased significantly since initial recognition by comparing the risk of default of the financial instrument at

the balance sheet date with the risk of default at the date of initial recognition, using reasonably available and supportable forward-looking information. For financial guarantee contracts, the Company applies the provisions for impairment of financial instruments by considering the date on which the Company becomes a party to an irrevocable commitment as the date of initial recognition.

The Company considers the following factors when assessing whether there has been a significant increase in credit risk

A. Whether there has been a significant change in the debtor's results of operations, actual or expected;

B. Whether there has been a significant adverse change in the regulatory, economic or technological environment in which the debtor operates;

C. Whether there has been a significant change in the value of the collateral pledged as security for the debt or in the quality of the guarantee or credit enhancement provided by a third party that is expected to reduce the debtor's economic incentive to repay the debtor within the contractual time frame or to affect the probability of default;

and D. Whether there has been a significant change in the debtor's expected performance and repayment behaviour;

E. Whether there are changes in the Company's approach to credit management of financial instruments, etc.

At the balance sheet date, if the Company determines that a financial instrument has only a low credit risk, the Company assumes that the credit risk of the financial instrument has not increased significantly since initial recognition. A financial instrument is considered to have a low credit risk if the risk of default on the instrument is low, the borrower's ability to meet its contractual cash flow obligations in the short term is strong, and even if there are unfavourable changes in the economic situation and business environment in the longer term, they may not necessarily decrease the borrower's ability to meet its contractual cash flow obligations.

② Financial assets that are credit-impaired

A financial asset becomes credit-impaired when one or more events that have an adverse effect on the financial asset's expected future cash flows occur. Evidence that a financial asset is impaired includes the following observable information:

- A. Significant financial difficulties of the issuer or debtor;
- B. Breach of contract by the debtor, such as default or delinquency in the payment of interest or principal;
- C. The creditor grants concessions to the debtor that the debtor would not have made in any other case because of economic or contractual considerations relating to the debtor's financial difficulties;
- D. The debtor is likely to go into bankruptcy or other financial reorganisation;
- E. Financial difficulties of the issuer or debtor result in the disappearance of an active market for that financial asset;
- F. A financial asset is purchased or originated at a significant discount that reflects the fact that a credit loss has been incurred.

A credit impairment of a financial asset may result from a combination of events and may not necessarily be the result of separately identifiable events.

### ③ Determination of expected credit losses

The Company evaluates expected credit losses on financial instruments on an individual and portfolio basis, taking into account reasonable and supportable information about past events, current conditions and projections of future economic conditions when evaluating expected credit losses.

The Company uses common credit risk characteristics to classify financial instruments into different portfolios. The common credit risk characteristics adopted by the Company include the type of financial instruments, credit risk ratings, ageing combinations, and the industries in which the debtors operate. The individual evaluation criteria and portfolio credit risk characteristics of the related financial instruments are detailed in the accounting policies of the related financial instruments.

The Company determines the expected credit losses on the underlying financial instruments in accordance with the following methodology:

- A. For financial assets, credit losses represent the present value of the difference between the contractual cash flows receivable by the Company and the cash flows expected to be received.
- B. For financial guarantee contracts, credit losses represent the present value of the difference between the expected payments to be made by the Company to the holder of the contract in respect of credit losses incurred by the holder of the contract, less the amount the Company expects to collect from the holder of the contract, the debtor or any other party.
- C. For financial assets that are impaired at the balance sheet date, but not purchased or originated, the credit

The loss is the difference between the carrying amount of the financial asset and the present value of estimated future cash flows discounted at the original effective interest rate.

The Company's methodology for measuring expected credit losses on financial instruments reflects factors such as: an unbiased probability-weighted average amount determined by evaluating a range of possible outcomes; the time value of money; and reasonable and

supportable information about past events, current conditions, and projections of future economic conditions that is available at the balance sheet date without undue additional cost or effort.

④ Write-down of financial assets

When the Company no longer has a reasonable expectation that the contractual cash flows from a financial asset will be recovered in whole or in part, it directly writes down the carrying amount of the financial asset. Such a write-down constitutes derecognition of the underlying financial asset.

( 7 ) Offsetting of financial assets and financial liabilities

Financial assets and financial liabilities are presented separately in the balance sheet without offsetting each other. However, if the following conditions are also met, they are presented in the balance sheet as net amounts after offsetting each other:

- (i) The company has a legal right to set off the recognised amounts and such legal right is currently enforceable;
- (ii) The Company plans to settle the financial assets on a net basis, or to liquidate the financial assets and settle the financial liabilities at the same time.

## 11. notes receivable

### Method of determining and accounting for expected credit losses on notes receivable

√Applicable ☐Not applicable

The Company separately identifies credit losses on notes receivable for which there is a significant increase in credit risk and for which credit impairment has occurred.

When sufficient evidence of expected credit losses cannot be assessed at a reasonable cost at the individual instrument level, the Company calculates expected credit losses on a portfolio basis based on the credit risk characteristics of the notes receivable.

The basis for determining the portfolio and the policy for estimating expected credit losses:

Banker's acceptances portfolio: This portfolio represents banker's acceptances receivable for which no provision for impairment is generally made;

Commercial Acceptances Portfolio: This portfolio consists of commercial acceptances receivable, which are grouped according to similar credit risk characteristics (ageing) based on the principle of continuous ageing, and expected credit losses are calculated on a portfolio basis.

## 12. accounts receivable

### Methods of determining and accounting for expected credit losses on receivables

✓Applicable □Not applicable

The Company's method of determining expected credit losses on accounts receivable and the accounting treatment are described in Note III.10, (6) "Gold Impairment of financial instruments".

The Company performs a separate expected credit loss test for receivables that are past due, in default, in dispute or in litigation and other receivables with significantly increased credit risk and for which credit losses have been incurred. Provision for losses is made at the present value of the difference between the contractual cash flows to be collected and the expected cash flows to be collected, which is included in profit or loss for the current period.

When sufficient evidence of expected credit losses cannot be assessed at a reasonable cost at the individual instrument level, the Company divides accounts receivable into portfolios based on credit risk characteristics by reference to historical credit loss experience, current conditions and judgement of future economic conditions, and calculates expected credit losses on a portfolio basis. The basis for determining the portfolios is as follows:

Portfolio Name	Basis for determining the portfolio	Method of accounting
Accounts receivable with expected credit losses based on ageing portfolio	Except for a single provision for expected credit losses and a portfolio of customers with very low credit risk accounts receivable	Ageing analysis method
of a portfolio of customers with lower credit risk accounts receivable	Receivables from related parties within the scope of consolidation term (in a mathematical formula)	No provision for bad debts

Provision for bad debts is made using the ageing analysis method:



age of accounts	Accounts receivable accrual ratio (%)
Within 1 year (including 1 year, the same below)	5
1-2 years	10
2-3 years	20
3-5 years	50
More than 5 years	100

### 13. Receivables financing

✓Applicable ☐Not applicable

For notes and accounts receivable classified as at fair value through other comprehensive income, the portion with a maturity of one year or less from the date of acquisition is presented as receivables financing, and the portion with a maturity of more than one year from the date of acquisition is presented as other debt investments.

The Company's method of determining expected credit losses on receivables financing and the accounting treatment are detailed in Note V.10, (6) "Impairment of financial instruments" of this note.

## 14. Other receivables

### Method of determining and accounting for expected credit losses on other receivables

✓Applicable ☐Not applicable

The Company measures the allowance for losses on other receivables in accordance with the following: ①

Financial instruments with credit risk that has not increased significantly since initial recognition assets, the Company measures the allowance for loss at the amount of expected credit losses in the next 12 months; (ii) for financial assets with credit risk that have significantly increased since initial recognition, the Company measures the allowance for loss at an amount equal to the expected credit losses over the entire duration of the financial instrument; (iii) for financial assets that have been purchased or originated and have suffered credit impairment, the Company measures the allowance for loss at an amount equal to the expected credit losses over the entire duration of the financial instrument. (iii) Financial assets purchased or originated that are impaired are measured at an amount equal to the expected credit loss over the life of the asset.

Portfolio-based assessment. For other receivables, the Company is unable to obtain sufficient evidence of a significant increase in credit risk at a reasonable cost at the individual instrument level and it is feasible to assess whether there is a significant increase in credit risk on a portfolio basis; therefore, the Company groups other receivables according to the date of initial recognition as a common risk characteristic and considers assessing whether there is a significant increase in credit risk on a portfolio basis.

## 15. inventory (of material)

✓Applicable ☐Not applicable

### (1) Classification of inventories

The Company's inventories are classified into raw materials, low value consumables, packaging, products in process, goods in stock and goods issued.

### (2) Method of valuation of inventories issued

Materials issued are accounted for using the weighted average method, and inventory items issued are accounted for using the weighted average method.

### (3) Basis for determining net realisable value of inventories and provision for inventory write-downs

Inventories at the end of the period are valued at the lower of cost or net realisable value; at the end of the period, a provision for decline in value of inventories is made on the basis of a full inventory of inventories for the portion of inventories that is expected to be irrecoverable due to damage, obsolescence or obsolescence in whole or in part, or for selling at a price lower than cost. Provision for inventory valuation is generally made on the basis of individual inventory items; for inventories with large quantities and low unit prices, provision for inventory valuation is made on the basis of inventory categories. Inventories that are related to product lines sold in the same region, have the same or similar end use or purpose, and are difficult to measure separately from other items are consolidated to provide for inventory write-downs.

The net realisable value of inventories that can be directly used for sale, such as finished goods, merchandise and materials for sale, is determined by the estimated selling price of such inventories less the estimated selling expenses and related taxes; the net realisable value of inventories such as materials held for production is determined by the estimated selling price of

finished goods produced less the estimated costs to be incurred until completion, the estimated selling expenses and related taxes. The net realisable value of inventories held for the purpose of executing a sales contract or a labour contract is calculated on the basis of the contract price; if an enterprise holds more inventories than the quantity ordered under the sales contract, the net realisable value of the excess inventory is calculated on the basis of the general selling price.

( 4 ) Inventory system

The Company uses a perpetual inventory system for its inventory counts and conducts periodic physical counts.

( 5 ) Amortisation method for low value consumables and packaging

(i) Amortisation method for low value consumables

The Company uses the lump sum method of amortisation for the receipt of low value consumables.

② Amortisation method for packaging

The Company uses the lump sum method of amortisation for packaging received.

## **16. Contractual assets**

### **(1). Methods and criteria for recognition of contract assets**

√Applicable ☐Not applicable

The Company presents contract assets in the balance sheet based on the relationship between the fulfilment of performance obligations and payments from customers. Consideration that the Company is entitled to receive for goods transferred or services rendered to customers (and which is dependent on factors other than the passage of time) is shown as a contract asset. Contract assets and contract liabilities under the same contract are presented on a net basis, with net debit balances shown in "Contract assets" and net credit balances shown in "Contract liabilities". Contract assets and contract liabilities under different contracts cannot be offset against each other.

## **(2). Method of determining and accounting for expected credit losses on contract assets**

√Applicable □Not applicable

The Company's method of determining expected credit losses on contract assets and accounting treatment are described in Note V.10(6) "Financial Instruments".

Impairment of instruments".

## **17. Assets held for sale**

√Applicable Not applicable

### **(1) Classification of non-current assets or disposal groups held for sale**

The Company classifies non-current assets or disposal groups as held for sale when both of the following conditions are met: (i) immediate sale is possible under current conditions based on the practice of selling such assets or disposal groups in similar transactions; and (ii) the sale is highly probable, i.e., the Company has resolved on a plan of sale and has obtained a firm commitment to purchase, and it is expected that the sale will be completed within one year.

Non-current assets or disposal groups acquired by the Company for the sole purpose of resale are classified as held for sale at the date of acquisition if, at the date of acquisition, they satisfy the condition that "the sale is expected to be completed within one year" and it is probable that the other conditions for classification as held for sale will be fulfilled within a short period of time, usually within three months.

If a transaction between unrelated parties is not completed within one year due to one of the following reasons beyond the company's control, and the company is still committed to selling the non-current asset or disposal group, the non-current asset or disposal group will continue to be classified as held for sale: (1) the buyer or other party has unexpectedly set up conditions leading to the postponement of the sale, and the company has already acted on those conditions in a timely manner and expects to be able to successfully resolve the delay factors within one year from the time of the setting up of conditions leading to the postponement of the sale. The company has taken timely action to address these conditions and expects to be able to successfully resolve the delay factors within one year from the date of setting the conditions that caused the sale to be delayed.

### **(2) Measurement of non-current assets or disposal groups held for sale**

#### **① Initial and subsequent measurement**

Upon initial measurement and remeasurement of non-current assets or disposal groups held for sale at the balance sheet date, if the carrying value is higher than the fair value less costs to sell, the carrying value is written down to the fair value less costs to sell, and the amount of the

write-down is recognised as an impairment loss on the asset, which is recognized in profit or loss for the current period, and a provision for impairment of the asset held for sale is also made.

For non-current assets or disposal groups classified as held for sale at the date of acquisition, they are measured initially at the lower of the amount that would have been determined had they not been classified as held for sale and the fair value less costs to sell. Except for non-current assets or disposal groups acquired in a business combination, the difference arising from the initial measurement of a non-current asset or disposal group at fair value less costs to sell is recognised in profit or loss.

The amount of asset impairment loss recognised for disposal groups held for sale is offset against the carrying amount of goodwill in the disposal group, and then against the carrying amount of each non-current asset in the disposal group on a pro rata basis according to its proportionate share of the carrying amount of the asset.

No depreciation or amortisation is provided for non-current assets held for sale or non-current assets in disposal groups, and interest and other expenses continue to be recognised for liabilities in disposal groups held for sale.

#### ② Accounting for Reversal of Impairment Losses on Assets

If the fair value of non-current assets held for sale increases at a subsequent balance sheet date, net of costs to sell, the amount previously written down is restored and reversed within the amount of the impairment loss recognised on the asset after classification as held for sale, and the amount of the reversal is included in current

(b) Gains and losses for the period. Impairment losses recognised on assets before classification as held for sale are not reversed.

If the fair value of a disposal group held for sale increases at a subsequent balance sheet date, net of costs to sell, the amount previously written down is restored and reversed within the amount of the asset impairment loss recognised on non-current assets after classification as held for sale, with the amount of the reversal recognised in profit or loss for the current period. The carrying amount of goodwill that has been reversed and the impairment loss on assets recognised before the non-current assets are classified as held for sale are not reversed.

The amount of subsequent reversal of impairment losses recognised for assets in disposal groups held for sale is increased proportionately to the carrying amount of each non-current asset other than goodwill in the disposal group based on its proportionate share of the carrying amount of the asset.

(iii) Discontinuation of classification as held for sale and accounting for derecognition

When a non-current asset or disposal group no longer continues to be classified as held-for-sale because the conditions for classification as held-for-sale are no longer met or when a non-current asset is removed from a disposal group held-for-sale, it is measured at the lower of 1) the carrying amount before classification as held-for-sale, adjusted for depreciation, amortisation or impairment that would have been recognised assuming it were not so classified; and 2) the Recoverable amount.

Upon derecognition of a non-current asset held for sale or a disposal group, the unrecognised gain or loss is recognised in profit or loss for the period.

## **18. debenture investment**

### **(1). Method of determining and accounting for expected credit losses on debt investments**

☐Applicable ☒Not Applicable

## **19. Other debt investments**

### **(1). Method of determining and accounting for expected credit losses on other debt investments**

☐Applicable ☒Not Applicable

## **20. Long-term receivables**

### **(1). Method of determining and accounting for expected credit losses on long-term receivables**

☐Applicable ☒Not Applicable

## **21. Long-term equity investments**

☒Applicable ☐Not applicable

Long-term equity investments referred to in this part are long-term investments in which the Company has control, joint control or significant influence over the investee.

Equity investments. Long-term equity investments in investees in which the Company does not have control, joint control or significant influence are accounted for as investments in other equity instruments or financial assets at fair value through profit or loss, and the accounting policies are

described in Note V.10 “Financial instruments”.

(1) Determination of initial investment cost

The investment costs of the Company's long-term equity investments are recognised as follows, depending on the method of acquisition:

① Long-term equity investments acquired in a business combination under the same control shall be treated as the initial investment cost of long-term equity investments at the date of the combination in accordance with the share of the book value of the equity interests of the party being combined in the consolidated financial statements of the party ultimately in control. The difference between the initial investment cost of the long-term equity investment and the carrying value of cash paid, non-cash assets transferred and liabilities assumed shall be adjusted to capital surplus; if the capital surplus is insufficient to offset the difference, retained earnings shall be adjusted. If equity securities are issued as consideration for a merger, the initial investment cost of a long-term equity investment shall be based on the share of the book value of the consolidated financial statements of the ultimate controlling party of the equity investee's shareholders' equity/owners' equity on the merger date, and the difference between the initial investment cost of a long-term equity investment and the total par value of the shares issued shall be adjusted to the capital surplus; if the capital surplus is insufficient to offset the difference, the difference shall be adjusted to the retained earnings. The difference between the initial investment cost of the long-term equity investment and the total par value of the shares issued shall be adjusted to capital surplus; if the capital surplus is insufficient for offsetting, retained earnings shall be adjusted. (Split through multiple transactions)

If the acquisition of equity interests in the party being merged under the same control in a single step eventually results in an enterprise merger under the same control, it shall be handled separately whether or not it is a "package deal": if it is a "package deal", the transactions shall be accounted for as a single transaction for the purpose of acquiring the right of control. (ii) If it is a "package deal", each transaction shall be accounted for as a single transaction to obtain control. If the transaction is not a "package deal", the initial investment cost of the long-term equity investment shall be based on the share of the book value of the shareholders' equity/owners' equity of the party to be consolidated in the consolidated financial statements of the party ultimately controlling the consolidated entity at the date of consolidation, which shall be the same as the book value of the long-term equity investment prior to the consolidation plus the amount of new consideration paid for the further acquisition of shares at the date of consolidation. The difference between the initial investment cost of the long-term equity investment and the sum of the book value of the long-term equity investment before the merger and the consideration paid for the further acquisition of shares on the date of the merger is adjusted to capital surplus; if capital surplus is not sufficient to be eliminated, it is adjusted to retained earnings. Other comprehensive income recognised as a result of the equity method of accounting for equity investments held prior to the date of consolidation or as investments in other equity instruments is not subject to accounting treatment for the time being.)

(ii) Long-term equity investments acquired in a business combination not under the same control, based on the fair value of the assets involved, equity instruments issued and liabilities incurred or assumed at the date of the transaction (if the equity interest in the purchased party is acquired step by step through multiple transactions, which ultimately results in a business combination not under the same control, the transaction shall be treated separately as a "package deal"). If the transaction is a "package deal", each transaction shall be accounted for as a single transaction for the acquisition of control. If it is not a "package deal", the sum of the book value of the original equity investment in the purchased party and the cost of the new investment shall be regarded as the initial investment cost of the long-term equity investment accounted for under the cost method. If the original equity investment is accounted for by the equity method, the related other comprehensive income is not subject to accounting treatment for the time being. If the original equity investment held is an investment in other equity instruments, the difference between its fair value and book value, as well as the cumulative change in fair value previously recognised in other comprehensive income, is transferred to profit or loss for the current period), together with the cost of consolidation calculated by adding the costs directly related to the acquisition, is regarded as the initial investment cost of the long-term equity investment. At the date of consolidation, the identifiable assets of the party being consolidated and the liabilities assumed by it (including contingent liabilities) are measured at fair value in their entirety, regardless of the amount of minority interests. The amount by which the cost of consolidation exceeds the fair value of the Company's share of the identifiable net assets of the party being consolidated is recorded as goodwill, and the amount by which the cost of consolidation is less than the fair value of the party being consolidated's share of the identifiable net assets is recognised directly in the consolidated statement of profit or loss.



## (iii) Long-term investments otherwise acquired

A. Long-term equity investments acquired by paying cash are recognised at the cost of investment based on the actual purchase price paid.

B. Long-term equity investments acquired through the issuance of equity securities are recognised at the fair value of the equity securities issued as the cost of investment. C.

Long-term equity investments acquired through non-monetary asset exchanges with commercial substance are recognised at the fair value of the exchanged assets.

The investment cost of the long-term equity investment exchanged; if it does not have commercial substance, the book value of the exchanged asset is used as the investment cost of the long-term equity investment exchanged.

D. The investment cost of long-term equity investments acquired through debt restructuring is recognised at the fair value of the long-term equity investments.

## (2) Subsequent measurement of long-term equity investments

① Investments in which control can be exercised over the investee are accounted for using the cost method.

② Long-term equity investments in investees over which the Company has joint control (except for those that constitute joint operators) or significant influence are accounted for using the equity method.

When the equity method of accounting is adopted, if the initial investment cost of a long-term equity investment is greater than its share of the fair value of the identifiable net assets of the investee at the time of investment, the initial investment cost of the long-term equity investment will not be adjusted; if the initial investment cost is less than its share of the fair value of the identifiable net assets of the investee at the time of investment, the difference will be recognised in the current period's profit or loss and the cost of the long-term equity investment will be adjusted at the same time.

When the equity method of accounting is adopted, investment income and other comprehensive income are recognised in accordance with the share of net profit or loss and other comprehensive income realised by the investee unit and adjusted to the carrying value of the long-term equity investment, respectively; the carrying value of the long-term equity investment is reduced accordingly by the portion of profit or cash dividends declared by the investee unit to which the investee unit is entitled; and other changes in the equity of the investee unit other than net profit or loss are adjusted and credited to capital surplus. For other changes in the equity of the investee other than net profit or loss, other comprehensive income and profit distribution, the carrying value of the long-term equity investment is adjusted and credited to capital surplus. When recognising the share of net profit or loss of an investee, the fair value of the identifiable assets of the investee at the time of investment acquisition is used as the basis for recognition, and the net profit of the investee is adjusted. If the accounting policies and accounting periods adopted by the investee are different from those of the Company, the financial statements of the investee are adjusted in accordance with the Company's accounting policies and accounting periods, and investment income and other comprehensive income are recognised accordingly. For transactions occurring between the Company and its associates and joint ventures, the

If the assets sold or disposed of do not constitute a business, unrealised internal transaction losses or gains are offset against the portion attributable to the Company on a pro rata basis, and investment gains or losses are recognised on this basis. However, unrealised losses on internal transactions between the Company and its investees are not offset if they are attributable to impairment losses on the assets transferred. If the assets contributed by the Company to a joint venture or an associate constitute a business, and the investor therefore acquires a long-term equity investment but does not obtain control over it, the fair value of the contributed business is used as the initial investment cost of the new long-term equity investment, and the difference between the initial investment cost and the carrying amount of the contributed business is recognised in full in profit or loss for the current period. If the assets sold by the Company to a joint venture or an associate constitute a business, the difference between the consideration received and the carrying value of the business is recognised in full in profit or loss for the current period. If the assets acquired by the Company from an associate or a joint venture constitute a business, the Company shall account for them in accordance with the provisions of "Accounting Standard No. 20 - Business Combinations", and shall recognise the full amount of the gain or loss associated with the transaction.

The Company recognises its share of net losses incurred by the investee to the extent that the carrying amount of the long-term equity investment and other long-term equity interests that, in substance, constitute its net investment in the investee are written down to zero. In addition, if the Company has an obligation to assume additional losses of the investee, a projected liability is recognised for the obligation expected to be assumed, which is included in the current period's investment loss. If the investee unit achieves net profit in a subsequent period, the Company resumes recognising the gain-sharing amount after the gain-sharing amount has compensated for the unrecognised loss-sharing amount.

#### ③ Acquisition of minority interests

In preparing the consolidated financial statements, the difference between the long-term equity investment added as a result of the purchase of a minority interest and the share of the subsidiary's net assets calculated on the basis of the proportion of the additional shareholding in the subsidiary calculated on an ongoing basis from the date of purchase (or the date of the consolidation) is adjusted to the capital surplus, and the retained earnings are adjusted to the extent that capital surplus is not sufficient to eliminate the difference.

#### ④ Disposal of long-term equity investments

In the consolidated financial statements, if the Parent Company partially disposes of its long-term equity investments in subsidiaries without loss of control, the difference between the disposal price and the net assets of the subsidiaries corresponding to the long-term equity investments disposed of is recognised in shareholders' equity; if the partial disposal of the Parent Company's long-term equity investments in subsidiaries results in the Parent Company's loss of control of its subsidiaries, it is dealt with in accordance with the relevant accounting policy described in Note V.6 **"Method of Preparation of the Consolidated Financial Statements"**. The loss of control over subsidiaries as a result of partial disposal of long-term equity investments in subsidiaries by the parent company is dealt with in accordance with the

relevant accounting policies described in note V.6, "Method of preparing consolidated financial statements".

For the disposal of long-term equity investments in other cases, the difference between the carrying value of the equity interests disposed of and the actual acquisition price is recognised in profit or loss for the current period.

If a long-term equity investment accounted for by the equity method is disposed of and the remaining equity interest after disposal is still accounted for by the equity method, the portion of other comprehensive income that was previously included in shareholders' equity is accounted for at the time of disposal on a corresponding proportionate basis using the same basis as that used for direct disposal of the related assets or liabilities by the investee. Owners' equity recognised as a result of changes in the investee's ownership interest other than net profit or loss, other comprehensive income and profit distribution is carried forward proportionately to the current period's profit or loss.

If a long-term equity investment accounted for by the cost method and the remaining equity interest after disposal is still accounted for by the cost method, other comprehensive income recognised as a result of the adoption of the equity method or the recognition and measurement guidelines for financial instruments prior to the acquisition of control over the investee is accounted for on the same basis as the direct disposal of the relevant assets or liabilities by the investee and is carried forward to the current period's profit or loss on a pro rata basis; changes in owners' equity other than net profit or loss and profit distribution recognised in the net assets of the investee as a result of the adoption of the equity method are carried forward to the current period on a pro rata basis. Changes in equity other than net profit or loss, other comprehensive income and profit appropriation in the net assets of the investee recognised as a result of the adoption of the equity method of accounting are carried forward proportionally to the current period's profit or loss.

If the Company loses control over an investee as a result of the disposal of a portion of an equity investment, the remaining equity interest after disposal is accounted for under the equity method of accounting in the preparation of the individual financial statements if the equity interest is capable of exercising joint control or significant influence over the investee and is adjusted as if it were accounted for under the equity method of accounting at the time of acquisition; if the remaining equity interest after disposal is not capable of exercising joint control or significant influence over the investee, it is accounted for in accordance with the relevant provisions of the Recognition and Measurement Standards for Financial Instruments. If the remaining equity interest after disposal cannot exercise joint control or significant influence over the investee, the accounting treatment will be changed to the relevant provisions of the Guidelines for the Recognition and Measurement of Financial Instruments, and the difference between the fair value and the carrying amount at the date of loss of control will be recognised in profit or loss for the current period. For other comprehensive income recognised as a result of the adoption of the equity method of accounting or the recognition and measurement guidelines for financial instruments prior to the Company's acquisition of control over the investee, the accounting treatment at the time of the loss of control over the investee is on the same basis as that for the

direct disposal of the relevant assets or liabilities by the investee, and other owners' interests in the net assets of the investee recognised as a result of the adoption of the equity method, except for net profit or loss, other comprehensive income and Changes in equity other than net profit or loss, other comprehensive income and profit distribution recognised in the net assets of the investee as a result of the adoption of the equity method are accounted for on the same basis as the direct disposal of the relevant assets or liabilities of the investee.

(b) Carried forward to current profit or loss when control over the investee unit is lost. If the remaining equity interest after disposal is accounted for by the equity method, other comprehensive income and other owners' equity are carried forward on a pro rata basis; if the remaining equity interest after disposal is reclassified to be accounted for in accordance with the Guidelines for the Recognition and Measurement of Financial Instruments, other comprehensive income and other owners' equity are carried forward in full.

If the Company loses joint control or significant influence over an investee as a result of the disposal of a portion of an equity investment, the remaining equity interest after disposal is accounted for in accordance with the Guidelines for the Recognition and Measurement of Financial Instruments instead, and the difference between the fair value and the carrying amount at the date of loss of joint control or significant influence is recognised in profit or loss for the current period. Other comprehensive income recognised as a result of the adoption of the equity method of accounting for the original equity investment is accounted for on the same basis as the direct disposal of the related assets or liabilities by the investee upon termination of the adoption of the equity method of accounting, and all changes in the owner's equity recognised as a result of changes in the owner's equity of the investee other than net profit or loss, other comprehensive income and profit appropriation are transferred to the current period's investment income upon termination of the adoption of the equity method of accounting.

The Company disposes of equity investments in subsidiaries through multiple transactions until it loses control over them. If the above transactions are part of a package, each transaction is accounted for as a single disposal of equity investments in subsidiaries with loss of control, and the difference between the disposal price and the carrying value of the long-term equity investment corresponding to the equity interests disposed of in each disposal until the loss of control is recognised as other comprehensive income first, and then transferred to profit or loss for the period of the loss of control together. The difference is recognised as other comprehensive income and transferred to profit or loss for the period in which control is lost.

( 3 ) Impairment testing methods and provision for impairment of long-term investments

For details of the impairment test method and provision for impairment of long-term investments, please refer to Note V.30 "Impairment of long-term assets".

( 4 ) Criteria for determining common control and significant influence

Common control means control over an arrangement that is shared in accordance with the relevant agreement and in which decision-making with respect to the activities of the arrangement is subject to the unanimous consent of the participants sharing control. In determining whether common control exists, a judgement should be made, first, as to whether all participants, or a combination of participants, collectively control the arrangement and, second, as to whether decisions on activities related to the arrangement must be made with the unanimous consent of those participants that collectively control the arrangement.

Significant influence means that the investor has the power to participate in decision-making with respect to the financial and operating policies of the investee, but does not control, or share control with other parties in the formulation of, those policies. In determining whether significant influence can be exercised over an investee, factors such as the potential voting power of the

investor and other parties' holdings of the investee's current convertible corporate bonds and current exercisable warrants should be taken into account.

## 22. Not

applicable to

**investment**

**properties**

## 23. Fixed

**Assets (1).**

**Conditions**

**for**

**recognition**

✓Applicable ☐Not applicable

Fixed assets are assets that are held for use in the production of goods, provision of services, rental or management and have a useful life of more than one accounting year.

Tangible assets are recognised to the extent that they have been used in the production of goods and services. Fixed assets are recognised only when it is probable that the economic benefits associated with them will flow to the Company and their cost can be measured reliably. Fixed assets are initially measured at cost, taking into account the effect of the expected disposal cost factor.

## (2). Depreciation method

✓Applicable ☐Not applicable

form	Depreciation method	Depreciable life (years)	salvage rate	Annual depreciation rate
Houses and buildings	life-cycle averaging (LCA)	30 years	3 per cent	3.23 per cent
machinery and equipment	life-cycle averaging (LCA)	5-15 years	3 per cent	6.47 per cent-19.40 per cent
Transport equipment	life-cycle averaging (LCA)	3-12 years	3 per cent	8.08 per cent-32.33 per cent

electronic equipment	life-cycle averaging (LCA)	5-12 years	3 per cent	8.08 per cent-19.40 per cent
Other equipment	life-cycle averaging (LCA)	3-12 years	3 per cent	8.08 per cent-32.33 per cent

### (3). Basis of recognition, valuation and depreciation of fixed assets under finance leases

√Applicable      Not applicable

The Company recognises fixed assets under finance leases if one or more of the following criteria are met:

① It has been agreed in the lease contract (or reasonably judged on the basis of relevant conditions at the commencement date of the lease) that ownership of the leased fixed assets can be transferred to the Company at the end of the lease term;

② The Company has an option to purchase leased fixed assets and the purchase price entered into is expected to be substantially less than the fair value of the leased fixed assets at the time the option is exercised, such that it is reasonably certain at the inception date of the lease that the Company will exercise such option;

(iii) The lease term is 75 per cent or more of the useful life of the leased asset, even if the ownership of the fixed asset is not transferred;

④ The present value of the Company's minimum lease payments as of the lease commencement date is equal to 90% or more of the fair value of the leased fixed assets as of the lease commencement date; the present value of the lessor's minimum lease payments as of the lease commencement date is equal to 90% or more of the fair value of the leased fixed assets as of the lease commencement date;

⑤ Leased assets are special in nature and can be used only by the Company without major modifications.

Fixed assets leased under finance leases are recorded at the lower of the fair value of the leased asset at the inception date of the lease and the present value of the minimum lease payments.

(4) Impairment test method and provision for impairment of fixed assets

For details of the impairment test method and provision for impairment of fixed assets, please refer to Note V.11 "Impairment of long-lived assets".

### 24. construction in progress

√Applicable      Not applicable

The cost of construction in progress is determined on the basis of actual construction expenditure, including all construction expenditure incurred during the construction period and other related costs.

Construction in progress is carried forward to fixed assets when it reaches its intended useable condition.

For details of the method of impairment testing and provision for impairment of construction in progress, please refer to Note V.11 "Impairment of long-lived assets".

## 25. borrowing cost

✓Applicable      Not applicable

### ( 1 ) Recognition principles for capitalisation of borrowing costs

Borrowing costs include interest, amortisation of discounts or premiums and ancillary costs incurred on borrowings, as well as exchange differences incurred on foreign currency borrowings. Borrowing costs incurred by the Company are capitalised and included in the cost of the relevant assets if they are incurred in respect of specialised borrowings or general borrowings occupied by fixed assets to be acquired and constructed over a period of one year or more (including one year), or for the development of investment properties or inventories, and other borrowing costs are recognised as an expense when incurred and included in the current period's profit or loss. Capitalisation of related borrowing costs begins when the following three conditions are met:

Expenditure on  
assets has been  
incurred; borrowing  
costs have been  
incurred;

The acquisition and construction activities necessary to bring the asset to its intended use have commenced.

### ( 2 ) Period in which borrowing costs are capitalised



Borrowing costs incurred for the acquisition and construction of fixed assets, investment properties and inventories that satisfy the above capitalisation conditions are charged to the cost of the assets before the assets reach their intended use or saleable condition; if the acquisition and construction of fixed assets, investment properties and inventories are interrupted abnormally and the interruption lasts for more than three consecutive months, the capitalisation of the borrowing costs shall be suspended and recognised as a current expense until the acquisition and construction of the assets recommences; the capitalisation of the borrowing costs shall be suspended upon reaching the intended use or saleable condition, after which the borrowing costs incurred shall be charged directly to finance costs in the current period. If the construction activities of fixed assets and investment properties and inventories are interrupted for more than 3 consecutive months, the capitalisation of borrowing costs shall be suspended and recognised as current expenses until the construction activities of the assets are restarted.

( 3 ) Calculation of the amount of borrowing costs capitalised

Special borrowings for the purpose of acquisition, construction or production development of assets eligible for capitalisation are determined on the basis of the actual interest expenses incurred during the period of the special borrowings, less the amount of interest income earned on the unused borrowed funds deposited in the bank or the amount of investment income earned on the temporary investment.

Where general borrowings are taken up for the acquisition, construction or production and development of assets eligible for capitalisation, the amount of interest to be capitalised on the general borrowings is calculated by multiplying the weighted average of the cumulative asset expenditures in excess of the portion of the specialised borrowings by the capitalisation rate of the general borrowings taken up. The capitalisation rate is determined on the basis of the weighted average interest rate on general borrowings.

## 26. biological asset

☐Applicable      ☒Not applicable

## 27. oil and gas assets

☐Applicable      ☒Not applicable

## 28. usufructuary assets

☒Applicable   ☐Not applicable

The Company's right-of-use asset class consists primarily of buildings.

On the commencement date of the lease term, the Company recognises right-of-use assets for leases other than short-term leases and leases of low-value assets. Right-of-use assets are initially measured at cost. This cost includes: the amount of the initial measurement of the lease

liability; lease payments made on or before the lease term commencement date, net of amounts related to lease incentives already taken, if any; initial direct costs incurred by the lessee; and costs that the lessee expects to incur to dismantle and remove the leased asset, to rehabilitate the site where the leased asset is located, or to restore the leased asset to the condition agreed to under the terms of the lease, other than costs incurred in the production of inventory that are attributable to the production of the leased asset. production of inventory.

The Company subsequently depreciates right-of-use assets using the straight-line method. If it is reasonably certain that the Company will obtain ownership of the leased asset by the end of the lease term, the Company depreciates the leased asset over its remaining useful life. If it is not reasonably certain that the Company will obtain ownership of the leased asset by the end of the lease term, the Company depreciates the asset over the shorter of the lease term or the remaining useful life of the leased asset. When the recoverable amount is less than the carrying amount of the right-of-use asset, the Company writes down the carrying amount to the recoverable amount.

For details of the impairment test method and provision for impairment of right-of-use assets, please refer to Note V.30 "Impairment of long-lived assets".

## **29. intangible asset**

### **(1). Valuation method, useful life, impairment testing**

☒Applicable ☐Not applicable

Intangible assets are identifiable non-monetary assets owned or controlled by the Company that have no physical form.

Intangible assets are initially measured at cost. Expenditure relating to intangible assets is included in the cost of the intangible asset if it is probable that the related economic benefits will flow to the Company and its cost can be measured reliably. Expenditure on items other than these is accrued when incurred.

(b) To be recognised in profit or loss for the period.

( 1 ) Method of valuation of intangible assets:

The Company's intangible assets include land use rights and software.

Purchased intangible assets are recognised at actual cost based on the price actually paid and related other expenses.

The actual cost of intangible assets invested by investors is determined based on the value agreed in the investment contract or agreement, but if the agreed value in the contract or agreement is not fair, the actual cost is determined based on the fair value.

Intangible assets acquired through non-monetary asset exchanges are recorded at the fair value of the exchanged assets, if they have commercial substance, or at the carrying amount of the exchanged assets, if they do not have commercial substance.

Intangible assets acquired through debt restructuring are recognised at fair value.

( 2 ) Method and period of amortisation of intangible assets:

The Company's land use rights are amortised equally over their grant periods from the commencement date of the grant. The Company's patented technologies, non-patented technologies and other intangible assets are amortised equally over the shortest of the estimated useful lives, the contractual beneficial lives and the effective lives prescribed by law. The amortisation amount is charged to the cost of the related assets and to current profit or loss according to the target beneficiary.

See Note V.30 "Impairment of Long-Lived Assets" for details of the impairment test method and provision for impairment of intangible assets. **(2). Accounting**

### **policy for internal research and development expenditures**

☒Applicable ☐Not applicable

For intangible assets developed by self-research, expenditures incurred in the research stage should be charged to current profit or loss when they are incurred; expenditures incurred in the development stage are recognised as intangible assets (patented and non-proprietary technologies) if the following conditions are met at the same time:

- (i) It is technically feasible to complete the intangible asset so that it can be used or sold;
- (ii) has the intention to complete the intangible asset and use or sell it;
- (iii) A market exists for the product produced using the intangible asset or a market exists for the intangible asset itself;

④ Have sufficient technical, financial and other resources to support the completion of the development of the intangible asset and the ability to use or sell the intangible asset;

- ⑤ Expenditure attributable to the development phase of the intangible asset can be measured reliably;

Expenditure in the development phase that does not fulfil the above conditions is recognised in profit or loss when incurred. Development expenditures that have been charged to profit or

loss in previous periods are not recognised as assets in subsequent periods. Development expenditures that have been capitalised are presented as development expenditures on the balance sheet and are transferred to intangible assets from the date when the project reaches its intended state of use.

### 30. Impairment of long-lived assets

✓Applicable      Not applicable

For fixed assets, construction in progress, intangible assets with finite useful lives, investment properties measured using the cost model and for

For non-current non-financial assets such as long-term equity investments in subsidiaries, joint ventures and associates, the Company determines whether there is any indication of impairment at the balance sheet date. If any indication of impairment exists, the recoverable amount is estimated and tested for impairment. Goodwill, intangible assets with indefinite useful lives and intangible assets that have not yet reached a useable condition are tested for impairment annually, regardless of whether there is any indication of impairment.

If the result of an impairment test indicates that the recoverable amount of an asset is less than its carrying amount, a provision for impairment is made and an impairment loss is recognised for the difference. The recoverable amount is the difference between the asset's fair value less costs of disposal and the present value of the asset's estimated future cash flows.

The fair value of an asset is determined on the basis of the price of the sales agreement in an arm's length transaction. The fair value of an asset is determined based on the price of the sales agreement in an arm's length transaction; where no sales agreement exists but an active market for the asset exists, the fair value is determined based on the bid price offered by the buyer of the asset; and where no sales agreement exists and an active market for the asset exists, the fair value of the asset is estimated based on the best available information. Disposal costs include legal fees, related taxes, removal costs and direct costs incurred in connection with the disposal of an asset to bring the asset to a marketable condition. The present value of an asset's expected future cash flows is determined as the amount by selecting an appropriate discount rate to discount the expected future cash flows to be generated by the asset over its continued use and eventual disposal. Provision for asset impairment is calculated and recognised on an individual asset basis. If it is difficult to estimate the recoverable amount of an individual asset, the recoverable amount of the asset group is determined using the asset group to which the asset belongs. An asset group is the smallest group of assets that can generate cash inflows independently.

Goodwill that is presented separately in the financial statements is tested for impairment by apportioning the carrying amount of goodwill to the group of assets or combination of groups of assets that is expected to benefit from the synergies of the business combination. If the result of the test indicates that the recoverable amount of the asset group or combination of asset groups containing the allocated goodwill is less than its carrying amount, an impairment loss is recognised accordingly. The amount of the impairment loss is offset against the carrying amount of the goodwill allocated to the asset group or combination of asset groups first, and then against the carrying amount of each of the other assets in the asset group or combination of asset groups on a pro rata basis based on the proportionate share of the carrying amount of each asset in the asset group or combination of asset groups other than goodwill.

Once an impairment loss is recognised on the above assets, no reversal of the portion of the value that has been restored is allowed in subsequent periods.

### **31. Long-term amortised expenses**

☒Applicable      ☐Not applicable

Long-term amortised expenses are expenses that have been incurred but are to be borne by the reporting period and future periods and are spread over a period of more than one year.

The Company's long-term amortised expenses mainly include expenditure on major repairs and maintenance of fixed assets, moulds used in the production of products for vulcanisation, and so on. Long-term amortised expenses are amortised on a straight-line basis over the period of benefit.

### **32. Contractual liabilities**

#### **(1). Method of recognition of contract liabilities**

☒Applicable    ☐Not applicable

Contract liabilities are obligations to transfer goods or provide services to customers for which the Company has received or should receive consideration from the customer. A contractual liability arises if, at the time of

If, prior to the transfer of goods or provision of services to a customer, the customer has paid the contractual consideration or the Company has obtained an unconditional right to receive payment, the Company presents the amount received or receivable as a contractual liability at the earlier of the actual payment made by the customer and the amount due and payable. A contractual liability is recognised as revenue when the Company fulfils its obligation to transfer goods or provide services to the customer. Contract assets and contract liabilities under the same contract are presented on a net basis, and contract assets and contract liabilities under different contracts are not offset.

### **33. remuneration of employees**

#### **(1). Accounting treatment of short-term remuneration**

√Applicable                      Not applicable

The Company recognises short-term compensation actually incurred as a liability in the accounting period in which the employee provides services to it and recognises it in the current period's loss

The employee welfare expenses incurred are recognised in profit or loss for the current period or in the cost of related assets according to the actual amount incurred when they are actually incurred. If the employee welfare expenses are non-monetary benefits, they are measured at fair value; the social insurance premiums such as medical insurance premiums, industrial injury insurance premiums, maternity insurance premiums and housing fund paid by the enterprise for the employees, as well as the trade union funds and employee education funds withdrawn in accordance with the regulations are calculated in accordance with the stipulated basis of calculation and the rate of calculation to determine the amount of the corresponding employee remuneration in the accounting period in which the employees provide the services for the employees and the corresponding liabilities are recognised in profit or loss for the current period or the relevant assets. Liabilities are recognised as current profit or loss or cost of related assets.

#### **(2). Accounting treatment of post-employment benefits**

√Applicable                      Not applicable

The Company classifies post-employment benefit plans as defined contribution plans and defined benefit plans. Post-employment benefit plans, which are corporate

(b) Agreements with employees on post-employment benefits, or regulations or schemes established by the enterprise to provide post-employment benefits to employees. Defined contribution plans are post-employment benefit plans where the enterprise has no further obligation to pay after making fixed contributions to a separate fund; defined benefit plans are post-employment benefit plans other than defined contribution plans.

### **(3). Accounting for termination benefits**

☒Applicable      ☐Not applicable

The Company also provides employees who meet certain conditions with supplementary retirement benefits outside of the national insurance system.

Benefits are classified as defined benefit plans and the defined benefit liability recognised on the balance sheet is the present value of the defined benefit obligation less the fair value of plan assets. The defined benefit obligation is calculated annually by an independent actuary using the projected accumulated benefit unit method using Treasury rates similar to the term and currency of the obligation. The net service cost (including current service cost, past service cost and settlement gains or losses) and interest related to the supplemental retirement benefits are included in profit or loss for the period or in the cost of the related assets, and changes arising from the remeasurement of the net liability or net assets of the defined benefit plan are included in other comprehensive income.

### **(4). Accounting treatment of other long-term employee benefits**

☐Applicable      ☒Not applicable

## **34. leasehold liability**

☒Applicable   ☐Not applicable

At the commencement date of the lease term, the Company recognises a lease liability for the present value of the outstanding lease payments. Lease payments consist of the following five items: fixed payments and substantially fixed payments, net of amounts related to lease incentives if lease incentives exist; variable lease payments that depend on an index or rate, which are determined at initial measurement based on the index or rate at the lease commencement date; the exercise price of a purchase option, provided the lessee is reasonably certain that it will exercise the option; the amount to be paid upon exercise of a termination option, provided the lease term reflects that the lessee will exercise the option to terminate the lease; and amounts expected to be payable based on the residual value of the security provided by the lessee.

The present value of lease payments is calculated using the interest rate embedded in the lease as the discount rate, or if the interest rate embedded in the lease cannot be determined, the Company's incremental borrowing rate is used as the discount rate. The Company calculates interest expense on lease liabilities at a fixed periodic rate for each period during the lease term and recognises it in profit or loss, unless otherwise stated in the cost of the related assets. Variable lease payments that are not included in the measurement of the lease liability are charged to current profit or loss when they are actually incurred, unless otherwise specified and included in the cost of the related assets. Subsequent to the commencement date of the lease

term, when there is a change in the substantive fixed payments, a change in the projected amount payable for the residual value of the guarantee, a change in the indexes or ratios used to determine the lease payments, or a change in the appraisal or actual exercise of the option to purchase, renew or terminate, the Company re-measures the lease liability based on the present value of the lease payments after the change.

### 35. projected liability

√/Applicable          Not applicable

- ( 1 ) Obligations arising from contingencies such as external guarantees, litigation matters, product quality assurance, loss contracts, etc. become the company's

The company recognises a present obligation as a projected liability when it is probable that the performance of the obligation will result in an outflow of economic benefits to the company and the amount of the obligation can be measured reliably.

- ( 2 ) The company initially measures projected liabilities on the basis of the best estimate of the expenditure required to settle the related present obligation and reviews the carrying amount of the projected liability at the balance sheet date.

### 36. share-based payment

√/Applicable          Not applicable

- ( 1 ) Types of share-based payments



The Group's share-based payments are categorised into equity-settled share-based payments and cash-settled share-based payments.

( 2 ) Methods of determining the fair value of equity instruments

The Group determines the fair value of equity instruments such as options granted for which an active market exists based on quoted prices in an active market. For equity instruments such as options granted for which no active market exists, the fair value is determined using option pricing models and other methods. The option pricing model selected takes into account the following factors: A. the exercise price of the option; B. the life of the option; C. the current price of the underlying shares; D. the expected volatility of the share price; E. the expected dividends on the shares; and F. the risk-free interest rate during the life of the option.

( 3 ) Basis for recognising the best estimate of a viable equity instrument

At each balance sheet date during the waiting period, the Group revises the number of equity instruments expected to be exercisable based on the Group's best estimate of the number of equity instruments expected to be exercisable based on the latest available subsequent information such as the change in the number of employees with exercisable rights. At the date of exercisability, the final estimated number of equity instruments to be exercisable should be the same as the actual number of options to be exercised.

( 4 ) Accounting treatment related to the implementation, modification and termination of share-based payment plans

Equity-settled share-based payments are measured at the fair value of the equity instruments granted to employees. If the rights are exercisable immediately after the grant, the related costs or expenses are recognised at the grant date at the fair value of the equity instruments, with a corresponding increase in capital surplus. If the option is exercisable only after the completion of services during the waiting period or the fulfilment of specified performance conditions, the services acquired during the period are recognised in the relevant cost or expense and capital surplus at each balance sheet date during the waiting period based on the best estimate of the number of equity instruments that will become exercisable, at the fair value of the equity instruments at the date of grant. No further adjustments are made to the related costs or expenses recognised and to total owners' equity after the date on which the options become exercisable.

Cash-settled share-based payments are measured at the fair value of liabilities assumed by the Group that are determined by calculations based on shares or other equity instruments. Where rights are exercisable immediately after grant, the related cost or expense is recognised at the grant date at the fair value of the liability assumed by the Group, with a corresponding increase in the liability. For cash-settled share-based payments that become exercisable after the completion of services within the waiting period or the fulfilment of specified performance conditions, at each balance sheet date during the waiting period, the services acquired in the period are included in the costs or expenses and the corresponding liabilities at the amount of the fair value of the liabilities assumed by the Group on the basis of the best estimation of the circumstances under which they will become exercisable. At each balance sheet date prior to settlement of the related liability and at the date of settlement, the fair value of the liability is

remeasured and the change is recognised in profit or loss for the period.

When the Group modifies a share-based payment plan, if the modification increases the fair value of the equity instruments granted, an increase in services acquired is recognised accordingly to the increase in the fair value of the equity instruments; if the modification increases the number of equity instruments granted, the increase is recognised accordingly to the increase in the fair value of the equity instruments as an increase in services acquired. The increase in the fair value of equity instruments is the difference between the fair value of the equity instruments before and after the modification at the date of modification. If the modification reduces the total fair value of the share-based payment or modifies the terms and conditions of the share-based payment plan in a manner that is otherwise unfavourable to the employee, the acquired services continue to be accounted for as if the change had never occurred, unless the Group cancels some or all of the equity instruments granted.

During the waiting period, if the granted equity instruments are cancelled (except for those cancelled due to non-market conditions that are not met by the conditions for exercisability) the Group treats the cancellation of the granted equity instruments as an acceleration of the exercise of the options, and the amount to be recognised for the remaining waiting period is immediately recognised in the current period's profit or loss, together with the recognition of capital surplus. If the employees or other parties are able to choose to satisfy the non-viable conditions but fail to do so within the waiting period, the Group treats the cancellation as a cancellation of the equity instruments granted.

### **37. Preference shares, perpetual bonds and other financial instruments**

☐Applicable      ☒Not applicable

### **38. incomes**

#### **(1). Accounting policies used for revenue recognition and measurement**

☒Applicable   ☐Not applicable

##### **( 1 ) Revenue recognition principles**

On the commencement date of the contract, the Company evaluates the contract, identifies the individual performance obligations contained in the contract and determines the individual performance

Whether the contractual obligation is to be performed within a certain period of time or at a certain point in time.

The performance obligation is fulfilled within a certain period of time if one of the following conditions is met; otherwise, the performance obligation is fulfilled at a certain point in time: (i) the customer acquires and consumes the economic benefits arising from the Company's performance at the same time as the Company's performance; (ii) the customer is able to control the Company's performance in the process of construction of the goods or services; (iii) the goods or services produced by the Company in the course of its performance are irreplaceable and the Company has the right to collect payments for the cumulative portion of performance completed to date throughout the term of the contract. (iii) the goods or services produced in the course of the Company's performance have an irreplaceable use and the Company is entitled to receive payment throughout the contract period for the cumulative portion of performance completed to date. For performance obligations that are fulfilled within a certain period of time, the company recognises revenue based on the progress of performance within that period of time. When the progress of performance is not reasonably determinable, revenue is recognised at the amount of costs incurred until the progress of performance is reasonably determinable, provided that the costs incurred are expected to be reimbursed.

Revenue is recognised at the point in time when the customer obtains control of the relevant goods or services for performance obligations that are fulfilled at that point in time. In determining whether the customer has obtained control of the goods, the Company considers the following indications: (i) the Company has a present right to receive payment for the goods, i.e., the customer has a present obligation to pay for the goods; (ii) the Company has transferred legal title to the goods to the customer, i.e., the customer has assumed legal title to the goods; (iii) the Company has physically transferred the goods to the customer, i.e., the customer has taken physical possession of the goods; (iv) the Company has transferred to the customer the principal risks and rewards of ownership, i.e., the customer has acquired the principal risks and rewards of ownership; and (v) the Company has transferred to the customer the principal risks and rewards of ownership. (iv) the company has transferred the principal risks and rewards of ownership of the commodity to the customer, i.e., the customer has acquired the principal risks and rewards of ownership of the commodity; (v) the customer has accepted the commodity; and (vi) other indications that the customer has acquired control of the commodity.

## ( 2 ) Principles of income measurement

(i) The Company measures revenue based on the transaction price allocated to each individual performance obligation. The transaction price is the amount of consideration that the company expects to be entitled to receive for the transfer of goods or services to the customer, excluding amounts collected on behalf of third parties and amounts expected to be returned to the customer.

(ii) Where variable consideration exists in a contract, the company determines the best estimate of the variable consideration on the basis of the expected value or the most probable amount to be incurred, provided that the transaction price that includes the variable consideration does not exceed the amount by which it is highly probable that the cumulative revenue recognised will not be materially reversed by the time the related uncertainty is removed.

(iii) If there is a significant financing element in the contract, the company determines the transaction price based on the amount payable that is assumed to be paid in cash by the customer at the time the customer obtains control over the goods or services, and the difference between the transaction price and the contract consideration is amortised over the term of the contract using the effective interest rate method, and the difference between the contract commencement date when the company expects that the interval between the customer's obtainment of control over the goods or services and the payment of price by the customer is less than one year, the existence of a significant financing element in the contract shall not be taken into account. significant financing components of the contract.

④ If a contract contains two or more performance obligations, the company apportions the transaction price to each individual performance obligation on the contract start date in the relative proportion of the individual selling price of the goods promised under each individual performance obligation.

### ( 3 ) Specific methods of revenue recognition

#### ① Principles of revenue recognition for domestic sales

The Company enters into sales contracts (orders) with its customers, defining contractual elements such as technical specifications, quantities, prices, delivery methods, payment methods, etc., and boxes and ships the products after production is completed in accordance with the contract. For sales of products that satisfy the conditions for fulfilling performance obligations at a certain point in time in accordance with the terms of the contract, the Company recognises the realisation of sales revenue when the products are shipped and the customer's signed delivery receipt or the customer's system-confirmed receipt information is obtained.

#### ② Revenue Recognition Principles for Foreign Sales

The Company enters into sales contracts (orders) with its customers, specifying the technical specifications, quantity, price, delivery method, payment method and other contractual elements, and upon completion of production in accordance with the contract, completes the production of the products by the designated delivery date and ships them to the designated location for customs clearance for export. Upon approval of the customs clearance procedures, the products are shipped directly from the port, and the Company no longer exercises the right of continued management and actual control over the merchandise; therefore, the Company recognises sales revenue upon completion of the customs clearance procedures and shipment of the products.

### **(2). Differences in accounting policies for revenue recognition due to the use of different operating models for the same type of business**

☐Applicable ☒Not Applicable

### 39. contract cost

☐Applicable ☒Not Applicable

### 40. government grant

☒Applicable ☐Not applicable

#### ( 1 ) typology

Government grants are monetary or non-monetary assets acquired by the Company from the government without compensation. Government grants are classified into asset-related government grants and revenue-related government grants based on the nature of the grant recipients as specified in the relevant government documents.

The Company defines government grants acquired for the purpose of acquiring, constructing or otherwise forming long-term assets as asset-related government grants; the remaining government grants are defined as revenue-related government grants.

#### ( 2 ) Recognition of government grants

Government grants are recognised when the conditions attaching to them can be met and they can be received.

Government grants that are monetary assets are measured at the amount received or receivable. Government grants that are non-monetary assets are measured at fair value or, if the fair value cannot be reliably obtained, at a nominal amount.

#### ( 3 ) accounting treatment

Government grants related to assets should be offset against the carrying value of the related assets or recognised as deferred income. Government grants related to assets that are recognised as deferred income shall be phased into profit or loss over the useful life of the related assets in a reasonable and systematic manner. Government grants measured at nominal amounts are recognised directly in profit or loss. If the relevant assets are sold, transferred, scrapped or destroyed before the end of their useful lives, the balance of the relevant deferred income that has not yet been allocated shall be transferred to profit or loss in the period in which the assets are disposed of.

Government grants related to earnings should be accounted for in accordance with the following provisions:

- (i) Deferred income is recognised if it is used to compensate the enterprise for the related cost or loss in a subsequent period, and is charged to current profit or loss or reduced to the relevant cost in the period in which the related cost or loss is recognised;
- (ii) If used to compensate for related costs or losses already incurred by the enterprise, it is directly recognised in profit or loss for the current period or offset against related costs.

Government grants that contain both asset-related and revenue-related components should be accounted for separately; if it is difficult to distinguish between them, they should be categorised as revenue-related government grants as a whole.

Government grants related to the daily activities of an enterprise shall be credited to other income or offset against relevant costs and expenses in accordance with the substance of the economic operations. Government grants that are not related to the daily activities of an enterprise shall be included in non-operating income and expenditure.

**41. Deferred income tax assets/deferred income tax liabilities**

√Applicable      Not applicable

- ( 1 ) Based on the difference between the carrying value of assets and liabilities and their tax basis (items not recognised as assets and liabilities are accounted for as

Deferred tax assets or deferred tax liabilities are recognised at the tax rates that are expected to apply in the period in which the asset is recovered or the liability is settled, and the tax basis can be determined in accordance with the provisions of the tax laws.

( 2 ) Deferred tax assets are recognised to the extent that it is probable that taxable income will be available against which deductible temporary differences can be utilised. Deferred tax assets not recognised in prior periods are recognised when, at the balance sheet date, it is probable that sufficient taxable income will be available in future periods to allow the deductible temporary differences to be utilised.

( 3 ) The carrying amount of deferred tax assets is reviewed at the balance sheet date and written down to the extent that it is more likely than not that sufficient taxable income will not be available to allow the benefit of the deferred tax assets to be utilised in future periods. The amount of the write-down is reversed when it is more likely than not that sufficient taxable income will be available.

( 4 ) The Company's current income tax and deferred income tax are recorded as income tax expense or benefit in profit or loss for the current period, excluding income tax arising from: (i) business combinations; and (ii) transactions or events that are recognised directly in owners' equity.

## 42. tenancy

### (1). Accounting for operating leases

√Applicable      Not applicable

For details, see note (3) to this note. Method of determining leases under the new leasing standards and accounting

### treatment. (2). Accounting treatment of finance leases

√Applicable      Not applicable

For details, see note (3) to this note. Method of determining leases under the new leasing standards and accounting

### treatment. (3). Method of determining leases under the new leasing standards and accounting treatment

√Applicable    □Not applicable

Lease, is a contract in which the lessor cedes the right to use an asset to the lessee for a certain period of time for consideration. At the beginning of the contract

At the inception date, the Company assesses whether a contract is a lease or contains a lease. A contract is a lease or contains a lease if one of the parties to the contract grants the right to control the use of one or more identified assets for a specified period of time in exchange for consideration. If a contract contains multiple individual leases, the Company splits the contract and accounts for each individual lease separately. If a contract contains both lease and non-lease components, the lessee and lessor split the lease and non-lease components.

#### ( 1 ) The Company as Lessee

The general accounting treatment of the Company as a lessee is described in Note V.28 ,

• "Right-of-Use Assets" and Note V.34, "Lease Liabilities". For short-term leases with a lease term of less than 12 months and leases of low-value assets with a lower value at the time of acquisition, the Company is the lessee.

The option to derecognise the right-of-use asset and the lease liability, and to recognize the related rental expense in profit or loss or in the cost of the related asset on a straight-line basis over the lease term, in each period of the lease.

The Company accounts for a lease modification as a separate lease if the lease modification meets the following conditions: the lease modification expands the scope of the lease by increasing the right to use one or more leased assets; and the increased consideration is equal to the separate price of the expanded portion of the lease adjusted for the circumstances of that contract. If the lease modification is not accounted for as a separate lease, at the effective date of the lease modification, the Company reapportions the consideration for the modified contract, re-determines the lease term and re-measures the lease liability based on the present value of the modified lease payments and a revised discount rate.

#### ( 2 ) The Company as Lessor

At the inception date of a lease, the Company classifies leases that transfer substantially all the risks and rewards associated with ownership of the leased asset as finance leases, and all other leases as operating leases.

#### ① Operating lease

The Company recognises lease receipts as rental income on a straight-line basis in each period of the lease term. Initial direct costs incurred are capitalised and apportioned on the same basis as rental income recognition, and are charged to profit or loss in the current period. Variable lease payments made by the Company in connection with operating leases that are not recognised as lease receipts are recognised in profit or loss when they are actually incurred.

② Financial Leasing

At the inception date of the lease term, the Company recognises a finance lease receivable based on the net investment in the lease (the sum of the unguaranteed residual value and the present value of the lease receipts not yet received at the inception date of the lease term discounted at the interest rate embedded in the lease) and derecognises the asset under the finance lease. During each period of the lease term, the Company calculates and recognises interest income based on the interest rate embedded in the lease. Variable lease payments acquired by the Company that are not included in the measurement of the net investment in the lease are recognised in profit or loss when they are actually incurred.

( 3 ) sale-and-leaseback

The Company evaluates to determine whether the transfer of an asset in a sale and leaseback transaction is a sale in accordance with ASBE No. 14, "Revenue.

① The Company as lessee



If the transfer of an asset in a sale and leaseback transaction is a sale, the Company measures the right-of-use asset resulting from the sale and leaseback at the portion of the original asset's carrying amount that relates to the right of use acquired through the leaseback and recognises a related gain or loss only on the transfer of the right to the lessor. If the transfer of an asset in a sale-leaseback transaction is not a sale, the Company continues to recognise the transferred asset and recognises a gain or loss related to the transfer of the right to use. The financial liabilities with an equivalent amount of letting income are accounted for in accordance with ASBE 22 - Recognition and Measurement of Financial Instruments.

② The Company as lessor

If the transfer of assets in a sale and leaseback transaction is a sale, the Company accounts for the purchase of assets in accordance with other applicable corporate accounting standards and for the lease of assets in accordance with Accounting Principles for Business Enterprises (APB) No. 21, "Leases".

If the transfer of an asset in a sale and leaseback transaction is not a sale, the Company does not recognise the transferred asset, but recognises a financial asset equal to the proceeds from the transfer and accounts for the financial asset in accordance with ASBE No. 22, "Recognition and Measurement of Financial Instruments".

### 43. Other significant accounting policies and accounting estimates

√Applicable      Not applicable

(1) buyback

Shares repurchased by the Company are managed as treasury stock until cancelled or transferred, and all expenses incurred in repurchasing shares are transferred to the cost of treasury stock. Consideration paid and transaction costs incurred in share repurchases reduce owners' equity, and no gain or loss is recognised on the repurchase, transfer or cancellation of the Company's shares. For transfers of treasury stock, the difference between the actual amount received and the carrying amount of treasury stock is credited to capital surplus. If capital surplus is not sufficient to offset the difference, the difference is charged to surplus and unappropriated earnings. When treasury stock is cancelled, capital stock is reduced by the nominal value of the shares and the number of shares cancelled, and the difference between the carrying amount and the nominal value of the cancelled shares is credited to capital surplus; if capital surplus is not sufficient to cover the difference, it is credited to surplus and unappropriated earnings.

(2) restricted stock

Under the Share Incentive Scheme, the Company grants restricted shares to the incentive recipients, who subscribe for the shares first, and if the unlocking conditions stipulated in the Share Incentive Scheme are not subsequently fulfilled, the Company repurchases the shares at a pre-agreed price. If the restricted shares issued to employees have fulfilled the registration and other capital increase procedures in accordance with the relevant regulations, on the date of grant, the Company recognises share capital and capital surplus (share premium) based on the subscription monies received from employees; and recognises treasury stock and other payables in respect of the repurchase obligation.

**44. Changes in significant accounting policies and accounting estimates (1).**

**Changes in significant accounting policies**

☐Applicable ☒Not Applicable

**(2). Significant changes in accounting estimates**

☒Applicable ☐Not applicable

What and why changes in accounting estimates	Approval process	Point of commencement of application	Remarks (Significantly affected reports) (Name of the table item and amount)
Changes in accounting estimates for depreciable lives of buildings and machinery and equipment class of fixed assets	Reviewed at the 39th meeting of the 5th session of the Board of Directors and the 34th meeting of the 5th session of the Supervisory Committee of the Company approve	1 July 2022	--

## Other notes

In order to objectively reflect the estimated useful lives of buildings and machinery and equipment in fixed assets, the Company depreciates buildings

Adjustment of the depreciable life of machinery and equipment from 20 years to 30 years and from 5 to 12 years to 5 to 15 years, effective 1 July 2022

The change in accounting estimate has been applied prospectively. The effect of this change in accounting estimate, using the future application method, on profit or loss for the year 2022 is to increase the Company's profit or loss for the year 2022 by

Net profit attributable to owners of the parent company: RMB 29,578,600.

## (3).2022 年起首次执行新会计准则或准则解释等涉及调整首次执行当年年初的财务报表

☐Applicable ☒Not Applicable

## 45. the rest

☐Applicable ☒Not applicable

## VI. Taxes

## 1. Major tax types and rates

Major tax types and rates

☒Applicable ☐Not applicable

tax type s	taxable basis	duty rate
value-added tax (VAT)	Taxable sales revenue	13 per cent
Urban maintenance and construction tax	Turnover tax payable	7 per cent
corporate income tax	taxable income	15 per cent, 25 per cent, 8.25 per cent, 20 per cent, 29.84 per cent
Education surcharge	Turnover tax payable	5%

Disclosure of information where there are taxable entities with different corporate income tax rates

☒Applicable ☐Not applicable

Name of taxable entity	Income tax rate (%)
Jiangsu General Technology Co.	15.00
Wuxi Qianlima Technology Co.	25.00
Wuxi Tongyun Tyre Sales Co. (Tyre Sales Ltd.)	25.00
Wuxi Jiu Cheng Tong Rubber Trading Co.	25.00
Pegasus International (Hong Kong) Trading Co.	8.25
General Rubber (Thailand) Co.	20.00
Wuxi Qianlima Tyre Trading Co.	25.00
General Rubber (U.S.A.) Co.	29.84

Wuxi Tongyun Tyre Sales Co.	25.00
General Intelligence (Cambodia) Co.	20.00
Wuxi Qianlima Sales Co.	25.00

## 2. Tax incentives

√Applicable      Not applicable

In December 2020, the Company obtained the approval from the Science and Technology Department of Jiangsu Province, the Finance Department of Jiangsu Province, and the State Administration of Taxation of Jiangsu Province.

The high-tech enterprise certificates jointly issued by the Bureau will continue to enjoy a 15 per cent enterprise income tax rate for three years from 2020.

In April 2019, General Rubber (Thailand) Co., Ltd, a subsidiary of the Company, was granted an Investment Promotion Board Promotion Certificate by the Board of Investment Promotion (BOI) of Thailand, which entitles the Company to the following corporate income tax incentives: exemption from corporate income tax not exceeding 100% of the investment amount, excluding land fee and working capital, for a period of 8 years from the date of commencement of business income; after the expiry of the incentive period, corporate income tax is levied at the rate of After the expiration of the preferential period, the corporate income tax will be levied at 50% of the normal tax rate for 3 years. 2022 is the 3rd tax year for General Rubber (Thailand) Co.

In January 2022, the Company's subsidiary, General Tyre Technology (Cambodia) Co., Ltd. obtained the QIP certificate issued by CDC, the Development Council of Cambodia, and is entitled to the following corporate income tax incentives: a three-year tax exemption starting from the year when it achieves profitability within the start-up period (the first revenue kicks off the start-up period, which lasts for three years at the most) and relevant tax incentives for six years after the income tax exemptions have expired.

### 3. the rest

☐Applicable ☒Not applicable

### Notes to the consolidated financial statements 1. Currency funds

☒Applicable ☐Not applicable

Unit: Yuan Currency: RMB

sport s even t	Closing balance	Opening balance
(accountancy)	51,266.05	70,629.98
a bank account	679,084,913.87	658,387,746.81
Other monetary funds	130,900,512.56	364,182,585.06
add up the total	810,036,692.48	1,022,640,961.85
Of which: deposited Other notes offshore	131,629,404.31	39,131,123.69
Explanation of amounts subject to restrictions on use due to mortgages, pledges or freezing, etc.,		
Deposits with deposited outside the country and subject to potential risks of recovery: At the end of the period,	398,059,965.14	464,472,043.39
finance companies		

other monetary funds mainly consisted of deposits for bankers' acceptances and letters of credit, etc., and were not subject to potential risks of recovery.

**2. Financial assets held for trading**

√Applicable □Not applicable

Unit: Yuan Currency: RMB

sports event	Closing balance	Opening balance
At fair value through profit or loss Financial assets with benefits	20,000,000.00	8,000,000.00
Among them:		
financial product	20,000,000.00	8,000,000.00
Designated as at fair value through profit or loss. Financial assets at fair value through profit or loss		
Among them:		
add up the total	20,000,000.00	8,000,000.00

Other notes:

☐ Applicable ☒ Not

Not applicable 3.

#### **Derivative**

#### **financial assets**

☐ Applicable ☒ Not Applicable

### **4. Notes receivable**

#### **(1). Classification of notes receivable**

☐ Applicable ☒ Not Applicable

#### **(2). Notes receivable pledged by the Company at the end of the period**

☐ Applicable ☒ Not Applicable

#### **(3). Notes receivable end of period end endorsed or discounted by the company and not yet due at the balance sheet date**

☐ Applicable ☒ Not Applicable

#### **(4). Notes converted to accounts receivable by the company at the end of the period due to the failure of the drawer to perform**

☐ Applicable ☒ Not Applicable

#### **(5). Disclosure by bad debt accrual method**

☐ Applicable ☒ Not Applicable

Provision for bad debts is made on an individual basis:

☐ Applicable ☒ Not Applicable

Provision for bad debts is made on a portfolio basis:

☐ Applicable ☒ Not Applicable

If bad debt provisioning is based on the general model of expected credit losses, please refer to the disclosure of other receivables:

☐ Applicable ☒ Not Applicable

#### **(6). Provision for bad debts**

☐ Applicable ☒ Not Applicable

#### **(7). Actual write-off of notes receivable during the period**

☐ Applicable ☒ Not Applicable

Unit: Yuan Currency:  
RMB

Other notes

☐Applicable ☒Not Applicable

**5. Accounts**

**receivable**

**(1).**

**Disclosure by  
age**

☒Applicable ☐Not applicable

Unit: Yuan    Currency:  
RMB



age of accounts	Closing book balance
Within 1 year	
Of which: within 1 year	
Within 1 year	814,931,533.06
Subtotal less than 1 year	814,931,533.06
1 to 2 years	109,721,710.34
2 to 3 years	19,128,299.13
3 to 4 years	2,531,009.34
4 to 5 years	771,192.21
More than 5 years	2,507,894.47
add up the total	949,591,638.55

**(2). Disclosure by bad debt accrual method**

√Applicable □Not applicable

Unit: Yuan Currency: RMB

form	Closing balance					Opening balance				
	Carrying amount		provision for bad debts		book value	Carrying amount		provision for bad debts		book value
	sum of money	Proportion (%)	sum of money	Accrual ratio (%)		sum of money	Proportion (%)	sum of money	make provision for (capital requirements) Proportion (%)	
by item Provision for bad debts										
Among them:										

Unit: Yuan Currency:  
RMB

by portfolio	949,591,638.55	100.00	59,703.402.81	6.29	889,888,235.74	856,948.698.05	100.00	46,960,692.53	5.48	809,988,005.52
Provision for bad debts										
Among them:										
age group close	949,591,638.55	100.00	59,703.402.81	6.29	889,888,235.74	856,948.698.05	100.00	46,960,692.53	5.48	809,988,005.52
add up the total	949,591,638.55	/	59,703.402.81	/	889,888,235.74	856,948.698.05	/	46,960,692.53	/	809,988,005.52

Provision for bad debts is made on an individual basis:

☐Applicable ☒Not Applicable

Provision for bad debts is made on a portfolio basis:

☒Applicable ☐Not applicable

Portfolio accruals: ageing portfolio

Unit: Yuan Currency:  
RMB

name of asset	Closing balance		
	accounts receivable	provision for bad debts	Accrual ratio (%)
Within 1 year	814,931,533.06	40,746,576.67	5.00
1 to 2 years	109,721,710.34	10,972,171.07	10.00
2 to 3 years	19,128,299.13	3,825,659.82	20.00
3 to 4 years	2,531,009.34	1,265,504.67	50.00
4 to 5 years	771,192.21	385,596.11	50.00
More than 5 years	2,507,894.47	2,507,894.47	100.00
add up the total	949,591,638.55	59,703,402.81	6.29

Criteria and description of recognition of bad debts by portfolio:

☐Applicable ☒Not Applicable

If bad debt provisioning is based on the general model of expected credit losses, please refer to the disclosure of other receivables:

☐Applicable ☒Not Applicable

### (3). Provision for bad debts

☒Applicable ☐Not applicable

Unit: Yuan Currency: RMB

form	Opening balance	Amount of change during the period				Closing balance
		make provision for (capital requirements)	Recovery or melodic inversion (music)	Write-offs or audit and write	Other changes	
of which the amount of bad debt provisions recovered or reversed during the period is significant: <input type="checkbox"/> Applicable <input checked="" type="checkbox"/> Not Applicable						
(4). Actual accounts receivable written off during the period <input type="checkbox"/> Applicable <input checked="" type="checkbox"/> Not Applicable						
provision for bad debts	46,960,692.53	12,200,956.10	--	--	541,754.18	59,703,402.81
(5). Top five accounts receivable by party owed at the end of the period						
add up the total	46,960,692.53	12,200,956.10	--	--	541,754.18	59,703,402.81
Unit: Yuan Currency: RMB						
Name of unit		Closing balance		Percentage of closing balance of accounts receivable		Closing balance of provision for bad debts
		229 / 426		Proportion of total (%)		
Unit 1		57,226,740.69		6.03		2,861,337.03
Unit 2		40,464,645.52		4.26		2,023,232.28
Unit 3		31,860,763.82		3.36		1,593,038.19

Other  
notes nil

**(6). Receivables derecognised as a result of a transfer of a financial asset**

☐Applicable      ☒Not applicable

**(7). Amounts of assets and liabilities resulting from the transfer of accounts receivable with continuing involvement**

☐Applicable      ☒Not applicable

Other notes:

☐Applicable      ☒Not applicable

**6. Receivables financing**

☒Applicable   ☐Not applicable

Unit: Yuan   Currency: RMB

sports event	Closing balance	Opening balance
banker's acceptance	17,741,951.47	12,132,881.55
add up the total	17,741,951.47	12,132,881.55

Changes in receivables financing during the period and changes in fair value:

☐Applicable   ☒Not applicable

If bad debt provisioning is based on the general model of expected credit losses, please refer to the disclosure of other receivables:

☐Applicable   ☒Not applicable

Other notes:

☒Applicable   ☐Not applicable

Notes receivable endorsed or discounted at the end of the period and not yet due at the balance sheet date

sports event	Amounts derecognised at the end of the period	Amounts not derecognised at the end of the period
banker's acceptance	248,276,567.48	--
add up the total	248,276,567.48	--

**7. Advance payments****(1). Prepayments by age**

☒Applicable      Not applicable

Unit: Yuan   Currency: RMB

age of accounts	Closing balance		Opening balance	
	sum of money	Proportion (%) 231 / 426	sum of money	Proportion (%)
Within 1 year	27,535,002.27	99.06	40,697,586.86	99.95

Explanation of the reasons for the delayed settlement of prepayments aged over 1 year and of significant amount: None

## (2). Top five prepayments with closing balances, grouped by object of prepayment

☒Applicable ☐Not applicable

Name of unit	Closing balance	Percentage of total closing balance of prepayments Proportion (%)
South China Red Bean Holdings Limited	5,669,853.94	20.40
State Grid Jiangsu Electric Power Co., Ltd. no Tin Power Supply Branch	3,290,856.63	11.84
Jiangsu Donghao Rubber Co.	2,689,925.44	9.68
Xinhui Polymer (Shanghai) Co.	1,395,000.00	5.02
Shanghai Customs	1,191,410.97	4.28
Other notes add up the total	14,237,046.98	51.22

Other notes

☐Applicable ☒Not applicable

## 8.

### Presentation of other receivable items

☒Applicable ☐Not applicable

Unit: Yuan Currency: RMB

Other receivables	Closing balance	Opening balance
Other receivables	72,024,951.86	127,788,252.82
add up the total	72,024,951.86	127,788,252.82

Other notes:

☐Applicable ☒Not Applicable

### Interest receivable

#### (1). Classification of interest receivable

☐Applicable

☒Not

Applicable (2).

**Significant  
overdue interest**

☐Applicable ☒Not Applicable

**(3). Provision for bad debts**

☐Applicable ☒Not Applicable

Other notes:

☐Applicable ☒Not applicable**Dividends  
receivable**

(1).

**Dividends  
receivable**☐Applicable ☒Not Applicable**(2). Significant dividend receivables aged over 1 year**☐Applicable ☒Not Applicable**(3). Provision for bad debts**☐Applicable ☒Not Applicable

Other notes:

☐Applicable ☒Not Applicable**Other  
receivables**

(1).

**Disclosure by  
ageing**

Unit: Yuan Currency: RMB

☒Applicable☐Not applicable

age of accounts	Closing book balance
Within 1 year	
Of which: within 1 year	
Within 1 year	26,099,435.87
Subtotal less than 1 year	26,099,435.87
1 to 2 years	49,014,929.86
2 to 3 years	4,378,220.36
More than 5 years	50,000.00
add up the total	79,542,586.09

**(2). Breakdown by  
nature of funds**

applicable

☒Applicable ☐Not



Unit: Yuan Currency:

RMB	Nature of payment	Closing book balance	Opening balance
	Deposits and Guarantees	26,810,148.34	12,339,752.81
	current account	1,950,000.00	5,374,095.98
	Receivables from equipment	40,371,484.00	102,457,876.81
	Tax refunds receivable	10,179,390.78	10,425,206.07
	reserve fund	231,562.97	53,500.00
	add up the total	79,542,586.09	130,650,431.67

### (3). Provision for bad debts

√Applicable □Not applicable

Unit: Yuan Currency: RMB

provision for bad debts	Phase I	Phase II	Phase III	add up the total
	Expected credit losses for the next 12 months	Expected letters of credit for the entire duration Loss of use (no credit impairment )	Expected letters of credit for the entire duration Loss of use (credit impairment incurred)	
Remaining 1 January 2022 horizontal tablet or inscribed board	631,732.46	230,446.39	2,000,000.00	2,862,178.85
Remaining 1 January 2022 Amount for the current period				
--Transfer to Phase II	-245,074.65	245,074.65		
--Transferred to phase III				
--Transfer back to phase II				
--Return to phase I				
Provision for the current period		4,911,616.02		4,911,616.02
Reversal during the period	338,923.09			338,923.09
Write-offs during the period				
Write-offs during the period				
Other changes	82,762.45			82,762.45
31st December 2022 balances	130,497.17	5,387,137.06	2,000,000.00	7,517,634.23

A description of significant changes in the carrying amount of other receivables for which a change in the provision for losses has occurred during the period:

□Applicable √Not Applicable

The amount of provision for bad debts in the current period and the basis used to assess whether there is a

significant increase in the credit risk of a financial instrument:

☐Applicable ☒Not Applicable

**(4). Provision for bad debts**

☒Applicable ☐Not applicable

Unit: Yuan Currency: RMB

form	Opening balance	Amount of change during the period				Closing balance
		make provision for bad debts (capital requirements)	Recovery or melodic inversion (in music)	Write-offs or audit and write off	Other changes	
Of these, the amount of provision for bad debts reversed or recovered during the period is significant: <input type="checkbox"/> Applicable <input checked="" type="checkbox"/> Not Applicable						
provision for bad debts	2,862,178.85	4,572,692.93	--	--	82,762.45	7,517,634.23
add up the total	2,862,178.85	4,572,692.93	--	--	82,762.45	7,517,634.23

**(5). Other receivables actually written off during the period**

□Applicable ✓Not Applicable

**(6). Top five other receivables with closing balances, by party owed to them**

✓Applicable □Not applicable

Unit: Yuan Currency: RMB

Name of unit	Nature of payments	Closing balance	age of accounts	Percentage of other accounts receivable Proportion of total closing balance (%)	Closing balance of provision for bad debts
Shenyang Lanying Industry Automation Equipment Co.	Equipment receivable paragraph	18,200,000.00	1-2 years	22.88	1,820,000.00
International Bond and Marine Brokerage, Ltd.	margin (in derivative trading)	13,580,956.86	Within 2 years	17.07	1,486,978.70
Revenue department Rayong Rayong Tax Office	Tax refunds receivable paragraph	10,126,957.30	Within 1 year	12.73	50,634.79
Provincial Electricity Authority Provincial Electricity Authority	deposit	6,622,636.20	Within 3 years	8.33	3,396,773.00
Gotech International Metrology Shanghai Co.	margin (in derivative trading)	1,000,000.00	Within 1 year	1.26	5,000.00
add up the total	/	49,530,550.36	/	62.27	6,759,386.49

**(7). Receivables relating to government grants**

□Applicable ✓Not Applicable

**(8). Derecognition of other receivables due to transfer of financial assets**

☐Applicable      ☒Not applicable

**(9). Amounts transferred from other receivables that continue to be involved in the formation of assets and liabilities**

☐Applicable      ☒Not applicable

Other notes:

☐Applicable      ☒Not applicable

9.

**Inventories****(1).****Classification****of****inventories**

Unit: Yuan Currency: RMB

√Applicable

□Not applicable

sports event	Closing balance			Opening balance		
	Carrying amount	Provision for inventory write-downs/contractual performance costs provision for impairment	book value	Carrying amount	Provision for inventory write-downs/contractual performance costs provision for impairment	book value
raw fertilizer	208,003,703.56		208,003,703.56	287,380,016.19		287,380,016.19
sustainable consumption commodity	155,295,666.79		155,295,666.79	149,807,220.72		149,807,220.72
stockpiles merchandise	1,402,270,654.74	21,112,024.72	1,381,158,630.02	1,236,033,767.33	12,570,171.40	1,223,463,595.93
issue (an order, decrease etc) merchandise	28,967,765.60		28,967,765.60	37,597,866.69		37,597,866.69

add up the total	1,794,537,790.69	21,112,024.72	1,775,425,765.97	1,710,818,870.93	12,570,171.40	1,698,248,699.53
------------------	------------------	---------------	------------------	------------------	---------------	------------------

**(2). Provision for decline in value of inventories and impairment of contractual performance costs**

Unit: Yuan Currency: RMB

√Applicable □Not applicable

sport s even t	Opening balance	Increase during the period		Decrease during the period		Closing balance
		make provision for (capital requirem ents)	the rest	Reversal or transfer melt (metal)	the rest	
merchandise in stock	12,570,171.40	14,431,475.16	13,817.63	5,903,439.47		21,112,024.72
add up the total	12,570,171.40	14,431,475.16	13,817.63	5,903,439.47		21,112,024.72

**(3). Explanation of closing balance of inventories containing amounts capitalised for borrowing costs**

□Applicable √Not applicable

**(4). Explanation of the current period's amortisation of contract performance costs**

□Applicable

√Not Applicable

Other Notes

☐Applicable ☒Not applicable

## 10. Contract

### assets (1).

#### Status of

#### contract assets

☐Applicable ☒Not Applicable

### (2). Amounts and reasons for significant changes in book value during the reporting period

☐Applicable ☒Not Applicable

### (3). Provision for impairment of contract assets during the period

☐Applicable ☒Not Applicable

If bad debt provisioning is based on the general model of expected credit losses, please refer to the disclosure of other receivables:

☐Applicable ☒Not Applicable

Other notes:

☐Applicable ☒Not Applicable

## 11. Assets held for sale

☐Applicable ☒Not Applicable

## 12. Non-current assets due within one year

☐Applicable ☒Not Applicable

Significant debt investments and other debt investments at the end of the period:

☐Applicable

☒Not Applicable

Other Notes

not have

## 13. Other current assets

☒Applicable ☐Not applicable

Unit: Yuan Currency: RMB

sports event	Closing balance	Opening balance
Value-added tax retention	11,381,596.30	101,077,888.92
Prepayment of income tax	202,605.78	--
cost to be amortised	5,320,842.19	6,450,470.36
add up the total	16,905,044.27	107,528,359.28

Other notes

not have



**14. Debt**

**investments (1).**

**Status of Debt**

**Investments**

☐Applicable ☒Not Applicable

**(2). Significant debt investments at the end of the period**

☐Applicable ☒Not Applicable

**(3). Provision for impairment**

☐Applicable ☒Not Applicable

The amount of the provision for impairment for the period and the basis used to assess whether there has been a significant increase in the credit risk of the financial instrument

☐Applicable ☒Not Applicable

Other notes

☐Applicable ☒Not Applicable

**15. Other debt**

**investments (1).**

**Status of other debt**

**investments**

☐Applicable ☒Not Applicable

**(2). Significant other debt investments at the end of the period**

☐Applicable ☒Not Applicable

**(3). Provision for impairment**

☐Applicable ☒Not Applicable

The amount of the provision for impairment for the period and the basis used to assess whether there has been a significant increase in the credit risk of the financial instrument

☐Applicable ☒Not Applicable

Other notes:

☐Applicable ☒Not Applicable

**16. Long-term**

**receivables (1).**

**Long-term**

**receivables**

☐Applicable ☒Not Applicable

**(2). Provision for bad debts**

☐Applicable ☒Not Applicable

The amount of provision for bad debts for the period and the basis used to assess whether there has been a

significant increase in the credit risk of a financial instrument

☐Applicable ☒Not Applicable

**(3). Long-term receivables derecognised as a result of a transfer of a financial asset**

☐Applicable ☒Not applicable

**(4). Amounts of assets and liabilities resulting from the transfer of long-term receivables with continuing involvement**

☐Applicable ☒Not applicable

Other notes

☐Applicable ☒Not Applicable

**17. Long-term equity investments**

☒Applicable ☐Not applicable

Unit: Yuan Currency: RMB

investee (in financ e)	Ope ning bala nce	Increase/decr ease during the period								Clos ing bala nce	Closing balance of provision for impairme nt
		Addi tion al inve stm ents	Red uce d inve stm ent	rights and benefit s Gain s and loss es reco gnis ed on inve stm ents und er the	Adju stm ents to othe r com preh ensi ve inco me	Oth er cha nge s in equi ty	declar e that Pay men t of cash divid end s or profit s	mak e prov ision for imp airm ent	the rest		
I. Joint ventures											
Subtotal											
II. Associated enterprises											
Wuxi Red Bean Motion Technol ogy Ltd.	8,334,3 05.16		4,76 0,35 3.98	324,0 48.82			3,898 ,000. 00				
Hongdou Group finance	386,686 ,173.73			21,19 8,879 .08	4,48 8,45 7.65		18,71 8,000 .00			393,655,5 10.46	

limited											
Tianjin Yi Feng Xihang Investment Partnership (limited partnership)	29,539.172.06			7,955,392.62						37,494,564.68	
Wuxi Red Sun Wind Energy Technology Ltd.	0.00	1,300,000.00		-585,091.12						714,908.88	
Subtotal	424,559,650.95	1,300,000.00	4,760,353.98	28,893,229.40	4,488,457.65		22,616,000.00			431,864,984.02	
add up the total	424,559,650.95	1,300,000.00	4,760,353.98	28,893,229.40	4,488,457.65		22,616,000.00			431,864,984.02	

Other  
notes nil

### 18. Investments in other equity instruments (1).

#### Investments in other equity instruments

Unit: Yuan Currency: RMB

√Applicable □Not applicable

sports event	Closing balance	Opening balance
Jiangsu Redbud Health Technology Co.	25,850,000.00	25,850,000.00
add up the total	25,850,000.00	25,850,000.00

### (2). Investments in non-trading equity instruments

√Applicable □Not applicable

Unit: Yuan Currency: RMB

sports event	Dividend income recognised in the period	Cumulative gains	Cumulative losses	Transfer from other comprehensive income to retained earnings	Designated to be based on Reasons for fair value measurements with changes in fair value recognised in other comprehensive income	Reasons for transfer of other comprehensive income to retained earnings
Jiangsu Red Bean Fir Health Technology	--	10,033,869.23	--	--	--	--

gy Co			Annua Report			
			2022			

Other notes:

☐Applicable ☒Not Applicable

## 19. Other non-current financial assets

☐Applicable

☒Not applicable

Other

description:

☐Applicable ☒Not Applicable

## 20. Investment property

Investment property

measurement model

not applicable

## 21.

Presentation

of fixed asset

items

☒Applicable ☐Not applicable

Unit: Yuan Currency: RMB

sports event	Closing balance	Opening balance
fixed assets	4,002,315,778.98	3,798,240,985.14
add up the total	4,002,315,778.98	3,798,240,985.14

Other notes:

☐Applicable ☒Not Applicable

## fixed assets

### (1). Fixed assets

☒Applicable ☐Not applicable

Unit: Yuan Currency: RMB

sports event	Houses and buildings	structure	machinery and equipment	electronic equipment	Transport equipment	Other equipment	add up the total
i. Original book value:							
1. Opening balance horizontal tablet or inscribed board	1,350,902,49 9.02	71,848,726. 61	3,923,507 ,497.18	13,789,684 .42	52,855,71 9.55	53,471,503. 52	5,466,375,63 0.30
2. Additions during the period additional amount	165,878,837. 49	3,906,536.4 4	366,837,3 46.06	3,018,792. 68	17,723,77 6.12	2,797,314.8 6	560,162,603. 65
(1) Acquisition s	--	--	37,532,32 5.70	1,144,057. 57	2,064,351 .10	197,445.49	40,938,179.8 6
(2) Under construction Engineering transfers	134,037,869. 00	3,906,536.4 4	255,418,5 84.58	1,755,546. 11	15,622,71 2.69	2,538,640.5 6	413,279,889. 38
(3) Enterprises Consolidated increase	31,840,968.4 9	--	73,886,43 5.78	119,189.00	36,712.33	61,228.81	105,944,534. 41
3. Less current period small amount			1,941,025 .67		718,768.9 8		2,659,794.65
(1) Disposal or scrapped			1,941,025 .67		718,768.9 8		2,659,794.65
4. Closing balance horizontal tablet or inscribed board	1,516,781,33 6.51	75,755,263. 05	4,288,403 ,817.57	16,808,477 .10	69,860,72 6.69	56,268,818. 38	6,023,878,43 9.30



horizontal tablet or inscribed board							
2. Additions during the period additional amount							
(1) Provision							
3. Less current period small amount							
(1) Disposal or scrapped							
4. Closing balance horizontal tablet or inscribed board							
IV. Carrying value							
1. Closing accounts nominal value	1,164,123,78 3.12	56,045,733. 76	2,703,308 ,273.22	7,322,035. 03	42,358,53 2.78	29,157,421. 07	4,002,315,77 8.98
2. Opening accounts nominal value	1,055,319,48 6.15	54,574,596. 28	2,622,810 ,649.42	5,526,317. 52	29,500,60 1.51	30,509,334. 26	3,798,240,98 5.14

**(2). Status of temporarily idle fixed assets**

☐Applicable ☒Not Applicable

**(3). Fixed assets leased through finance leases**

☐Applicable ☒Not Applicable

**(4). Fixed assets leased out through operating leases**

☐Applicable ☒Not Applicable

**(5). Status of fixed assets for which certificates of title have not been issued**

☐Applicable

☒Not applicable

Other

description:

☐Applicable ☒Not Applicable

### Fixed assets liquidation

☐Applicable ☒Not Applicable

22.

Presentation

of

construction

-in-progress

projects

☒Applicable ☐Not applicable

Unit: Yuan Currency: RMB

sports event	Closing balance	Opening balance
construction in progress	431,050,851.43	216,779,271.60
add up the total	431,050,851.43	216,779,271.60

Other notes:

☐Applicable ☒Not Applicable

## construction in progress

### (1). Status of

construction

Unit: Yuan Currency: RMB

n in

progress

√Applicable

□Not applicable

sports event	Closing balance			Opening balance		
	Carrying amount	diminished corresponding reduction in value	book value	Carrying amount	diminished corresponding reduction in value	book value
Semi-steel tyres sports event				38,997,879.45		38,997,879.45
All-steel 120 Wan Smart Project	53,364,298.39		53,364,298.39	81,128,604.05		81,128,604.05
Thailand Meridian	21,303,040.47		21,303,040.47	82,738,531.15		82,738,531.15

tyre			Annua Report			
programme			2022			
Cambodian term catalogue	350,283,131.28		350,283,131.28			
Other projects	6,100,381.29		6,100,381.29	13,914,256.95		13,914,256.95
add up the total	431,050,851.43		431,050,851.43	216,779,271.60		216,779,271.60

(2). Changes in significant construction-in-progress projects during the period

Unit: Yuan Currency: RMB

Project name	√Applicable □Not applicable												Source of funds
	budget number	Opening balance	Increase during the period	Amounts transferred to fixed assets during the period	Amounts transferred to long-term amortisation expense during the period	Other decreases during the period	Closing balance	Cumulative investment in works as a percentage of budget (%)	project progress	Accumulated amount of interest capitalised	Of which: Amount of interest capitalised during the period	Interest capitalisation rate for the period (%)	
Self-estimate catalogue	848,700,000.00	38,997,879.45	270,166.28	39,268,045.73			--	70.00	72.00				self-finance

All- ste el 120 Mi lli o n Int ell ig e nt lte m s catalo gue	1,434 ,160. 700.0 0	81,128 ,604.0 5	81,92 2,597 .99	109,68 6,903. 65			53,36 4,298 .39	71.0 0	89. 00				Self- finan cing and fund - raisi ng
T h ail a n d M eri di a n Ti re Pr oj ec t catalo gue	2,554 ,410. 000.0 0	82,738 ,531.1 5	191,0 61,36 7.69	242,59 2,179. 78	11,171 ,442.3 4	1,266 ,763. 75	21,30 3,040 .47	100. 00	98. 00	76,074 ,779.4 4			Self- finan cing and fund - raisi ng
C a m b o di a n	1,906 ,580. 000.0 0	—	350,2 83,13 1.28	—			350,2 83,13 1.28	18.0 0	36. 00	327,92 5.31	327,92 5.31		Self- finan cing and fund - raisi ng

Item catalogue													
added up the total	6,743,850.700.00	202,865,014.65	623,537,263.24	391,547,129.16	11,171,442.34	1,266,763.75	424,950,470.14	/	/	76,402,704.75	327,925.31	/	/

### (3). Provision for impairment of construction in progress during the period

☐Applicable

☒Not Applicable

Other Notes

☐Applicable ☒Not Applicable

### Engineering materials

#### (1). Status of engineering materials

☐Applicable ☒Not Applicable

### 23. Productive biological assets

#### (1). Produced biological assets using the cost-measurement model

☐Applicable ☒Not Applicable

#### (2). Produced biological assets using the fair value measurement model

☐Applicable

☒Not Applicable

Other Notes

☐Applicable ☒Not Applicable

**24. Oil and gas assets**

□Applicable ✓Not Applicable

**25. Right-to-use assets**

✓Applicable □Not applicable

Unit: Yuan Currency: RMB

sports event	building	add up the total
I. Original book value		
1. Opening balance	1,754,061.54	1,754,061.54
2. Increase during the period	238,011.58	238,011.58
(1) New leased-in	238,011.58	238,011.58
3. Decrease during the period	1,162,117.77	1,162,117.77
(1) Disposal	1,162,117.77	1,162,117.77
4. Closing balance	829,955.35	829,955.35
II. Accumulated depreciation		
1. Opening balances	470,191.72	470,191.72
2. Increase during the period	374,979.12	374,979.12
(1) Provision	374,979.12	374,979.12
3. Decrease during the period	473,253.23	473,253.23
4. Closing balance	371,917.61	371,917.61
III. Provision for impairment		
1. Opening balance		
2. Increase during the period		
(1) Provision		
3. Decrease during the period		
(1) Disposal		
4. Closing balance		
IV. Carrying value		
1. Closing book value	458,037.74	458,037.74
2. Opening book value	1,283,869.82	1,283,869.82

Other

notes: none

**26. Intangible assets (1).****Intangible assets**

✓Applicable Not applicable

Unit: Yuan Currency: RMB

sports event	land use right	know-how	hard ware	add up the total
I. Original book value				
1. Opening balances	477,492,682.47	3,080,000.00	11,736,759.15	492,309,441.62
2. Increase during	73,493,419.11		123,315.07	73,616,734.18

(1) Acquisition	62,217,268.61		123,315.07	62,340,583.68
(2) Other increases	11,276,150.50			11,276,150.50
3. Decrease during the period				
(1) Disposal				
4. Closing balance	550,986,101.58	3,080,000.00	11,860,074.22	565,926,175.80
II. Accumulated amortisation				
1. Opening balance	58,567,493.44	3,080,000.00	4,965,083.57	66,612,577.01
2. Increase during the period	7,886,342.89	--	2,181,392.21	10,067,735.10
(1) Provision	7,815,858.70	--	2,181,392.21	9,997,250.91
(2) Other increases	70,484.19	--	--	70,484.19
3. Decrease during the period				
(1) Disposal				
4. Closing balance	66,453,836.33	3,080,000.00	7,146,475.78	76,680,312.11
III. Provision for impairment				
1. Opening balances				
2. Increase during the period				
(1) Provision				
3. Decrease during the period				
(1) Disposal				
4. Closing balance				
IV. Carrying value				
1. Closing book value	484,532,265.25		4,713,598.44	489,245,863.69
2. Opening book value	418,925,189.03		6,771,675.58	425,696,864.61

1. Intangible assets formed through in-house research and development at the end of the period as a percentage of the balance of intangible assets 0 per cent

2. Other increases during the year were due to exchange rate differences in the translation of intangible assets from foreign currencies to Renminbi by the Company's overseas subsidiaries.

3. As of 31 December 2022, the land held by General Rubber (Thailand) Co., Ltd., a subsidiary of the Company, which has an indefinite useful life, has not been amortised during the holding period. Management performed an impairment test on the above land and no provision for asset impairment was required as the recent market value of the above land was higher than its carrying value.

## (2). Status of land use rights for which no title deeds have been issued



☐Applicable

☒Not applicable

Other

description:

☐Applicable ☒Not Applicable

## **27. Development expenditure**

☐Applicable ☒Not Applicable

## **28. Goodwill**

### **(1). Original carrying amount of goodwill**

☐Applicable ☒Not Applicable

**(2). Provision for impairment of goodwill**

☐Applicable ☒Not Applicable

**(3). Information about the asset group or combination of asset groups in which the goodwill is located**

☐Applicable ☒Not Applicable

**(4). Description of the goodwill impairment testing process, key parameters (e.g. growth rate over the forecast period when the present value of future cash flows is expected, growth rate over the stabilisation period, profitability, discount rate, forecast period, etc., as applicable) and the recognition of goodwill impairment losses**

☐Applicable ☒Not Applicable

**(5). Impact of goodwill impairment testing**

☐Applicable ☒Not Applicable

Other notes

☐Applicable ☒Not Applicable

**29. Long-term amortisation**

☒Applicable ☐Not applicable

Unit: Yuan Currency: RMB

sports event	Opening balance	Increase during the period	Amortisation for the period	Other decreases	Closing balance
mould	163,905,163.74	22,145,131.74	52,834,238.53	-2,497,572.18	135,713,629.13
Other - Renovation and alteration, etc.	1,490,826.22	770,047.70	851,735.27	--	1,409,138.65
add up the total	165,395,989.96	22,915,179.44	53,685,973.80	-2,497,572.18	137,122,767.78

Other notes:

Other decreases during the period were mainly due to exchange rate differences in the translation of long-term amortised expenses from foreign currencies to Renminbi by the Company's overseas subsidiaries.

**30. Deferred income tax**

**assets/deferred income tax**

**liabilities (1). Deferred income**

**tax assets not offset**

☒Applicable ☐Not applicable

Unit: Yuan Currency: RMB

sports event	Closing balance		Opening balance	
	Deductible temporary differences	Deferred income tax liabilities	Deductible temporary differences	Deferred income tax liabilities
2020 / 426				

**(2). Deferred tax liabilities**

**not offset**

√Applicable □Not applicable

Unit: Yuan Currency: RMB

sports event	Closing balance		Opening balance	
	Taxable temporary discrepancy	Deferred income tax be in debt	Taxable temporary discrepancy	Deferred income tax be in debt
Fair value of investments in other equity instruments change in value	10,033,869.23	1,505,080.38	10,033,869.23	1,505,080.38
Accelerated depreciation of fixed assets before tax compensate	35,792,812.21	5,368,921.83	50,715,571.66	7,607,335.75
add up the total	45,826,681.44	6,874,002.21	60,749,440.89	9,112,416.13

**(3). Deferred income tax assets or liabilities,**

**net of eliminations**

□Applicable √Not Applicable

**(4). Breakdown of unrecognised deferred**

**tax assets**

Unit: Yuan Currency: RMB

√Applicable □Not applicable

sports event	Closing balance	Opening balance
provision for bad debts	12,756,844.51	9,120,724.01
Provision for decline in value of inventories	255,692.34	393,612.49
Uncovered losses	490,907,325.01	230,821,578.87
add up the total	503,919,861.86	240,335,915.37

**(5). The deductible losses for which no deferred tax**

**assets have been recognised will expire in the**

**following years**

Unit: Yuan Currency: RMB

√Applicable □Not applicable

vintages	Closing amount	Opening amount	note
2024	63,453.29	63,453.29	

2025	983 76	Report	983 76	
2026	36,092,037.34		36,092,037.34	
2027	16,657,756.11			
2030	55,944,418.61		55,944,418.61	
2031	138,720,685.87		138,720,685.87	
2032	243,427,990.03			
add up the total	490,907,325.01		230,821,578.87	/

Other notes:

☐Applicable ☒Not Applicable

**31. Other non-current assets**

√Applicable □Not applicable

Unit: Yuan Currency: RMB

sports event	Closing balance			Opening balance		
	Carrying amount	impairment allowance provide or equip	book value	Carrying amount	impairments intend	book value
Prepaid equipment paragraph	27,340,666.70	--	27,340,666.70	6,124,088.11		6,124,088.11
add up the total	27,340,666.70	--	27,340,666.70	6,124,088.11		6,124,088.11

Other

notes: none

**32. Short-term borrowings (1).**  
**Classification of short-term borrowings**

√Applicable □Not applicable

Unit: Yuan Currency: RMB

sports event	Closing balance	Opening balance
loan on pledge	350,000,000.00	30,536,840.00
secured loan	397,000,000.00	645,000,000.00
Guaranteed Borrowing	840,526,990.53	755,972,548.90
credit loan	268,699,980.00	--
Trade finance borrowing	425,765,760.07	62,000,000.00
Interest payable on borrowings	3,484,914.19	1,850,585.55
add up the total	2,285,477,644.79	1,495,359,974.45

Explanation of classification of short-term borrowings: None

**(2). Status of overdue short-term borrowings**

□Applicable √Not Applicable

Significant of these overdue short-term borrowings are shown below:

□Applicable

✓Not Applicable

Other Notes

☐Applicable ✓Not Applicable

### **33. Financial liabilities held for trading**

☐Applicable ✓Not Applicable

### **34. Derivative financial liabilities**

☐Applicable ✓Not Applicable

**35. Notes****payable (1).****Presentation of  
notes payable**

√Applicable □Not applicable

Unit: Yuan Currency: RMB

kind	Closing balance	Opening balance
commercial promissory note	--	--
banker's acceptance	134,194,901.00	621,739,369.50
add up the total	134,194,901.00	621,739,369.50

The total amount of notes payable that were due and unpaid at the end of the period was \$0.

**36. Accounts****payable (1).****Presentation of  
accounts  
payable**

√Applicable

□Not applicable

Unit: Yuan Currency: RMB

sports event	Closing balance	Opening balance
Within 1 year	784,418,929.79	990,127,745.78
1-2 years	189,662,047.16	32,500,220.27
2-3 years	10,756,698.68	40,830,980.83
More than 3 years	26,907,027.65	1,719,858.77
add up the total	1,011,744,703.28	1,065,178,805.65

**(2). Significant accounts****payable aged over 1 year**

√Applicable □Not applicable

Unit: Yuan Currency: RMB

sport s even t	Closing balance	Reasons for non- reimbursement or carry-over
BEIJING JINGYE MECHANICAL AND electronic technology development co.	20,036,825.28	Purchase of equipment pending receipt and inspection of equipment the whole of

<del>Greatoo Intelligent Equipment Inc</del>	<del>Annual Report 2022</del>	<del>14,791,871.01</del>	<del>Purchase of equipment pending receipt and inspection of equipment the whole of</del>
Miracle Automation Engineering Co., Ltd		14,339,874.96	Purchase of equipment pending receipt and inspection of equipment the whole of
QINGDAO MESNAC MACHINERY & ELECTRIC ENGINEERING		10,257,910.55	Purchase of equipment pending receipt and inspection of equipment the whole of
UQI TECHNOLOGY CO.,LTD		8,807,923.19	Purchase of equipment pending receipt and inspection of equipment the whole of
add up the total		68,234,404.99	/

Other notes

☐Applicable ☒Not Applicable



### 37. Receipts in advance

#### (1). Presentation of accounts receivable in advance

☐Applicable ☒Not Applicable

#### (2). Significant receipts in advance aged over 1 year

☐Applicable

☒Not Applicable

Other Notes

☐Applicable ☒Not Applicable

### 38. Contract

#### liabilities (1).

#### Status of

#### contractual

#### liabilities

☒Applicable ☐Not applicable

Unit: Yuan Currency: RMB

sports event	Closing balance	Opening balance
Within 1 year	75,549,030.70	35,903,137.88
1-2 years	1,548,760.37	616,726.82
2-3 years	377,737.25	98,199.12
More than 3 years	149,966.53	59,466.53
add up the total	77,625,494.85	36,677,530.35

#### (2). Amounts and reasons for significant changes in book value during the reporting period

☐Applicable

☒Not applicable

Other

description:

☐Applicable ☒Not Applicable

### 39. Remuneration

#### payable to

#### employees (1).

#### Presentation of

#### remuneration

#### payable to

#### employees

☒Applicable ☐Not applicable

Unit: Yuan Currency: RMB

sports event	Opening balance	Increase during the	Decrease during the	Closing balance
--------------	-----------------	---------------------	---------------------	-----------------

		period	period	
I. Short-term remuneration	32,209,999.09	393,786,650.9 6	402,366,428.1 3	23,630,221.92
II. Post-employment benefits -- defined contribution programme	0.00	23,488,941.99	23,481,283.93	7,658.06
III. Termination benefits	0.00	0.00	0.00	0.00
IV. Other blessings due within one year surname Li				
add up the total	32,209,999.09	417,275,592.9 5	425,847,712.0 6	23,637,879.98

**(2). Presentation of short-term remuneration**

✓Applicable ☐Not applicable

Unit: Yuan Currency:RMB

sport s even t	Opening balance	Increase during the period	Decrease during the period	Closing balance
I. Wages, bonuses, allowances and cross-subsidise	31,427,263.33	369,311,898.43	378,212,673.01	22,526,488.75
II. Employee benefit costs	782,735.76	7,686,665.83	7,365,668.42	1,103,733.17
III. Social security contributions	0.00	12,797,583.35	12,797,583.35	0.00
Of which: medical insurance premiums	0.00	10,391,516.12	10,391,516.12	0.00
Employment injury insurance premiums	0.00	1,320,919.40	1,320,919.40	0.00
Maternity insurance premiums	0.00	1,085,147.83	1,085,147.83	0.00
IV. Housing Provident Fund	0.00	3,801,654.18	3,801,654.18	0.00
V. Trade union funds and staff education funding	0.00	188,849.17	188,849.17	0.00
VI. Short-term paid absences				
VII. Short-term profit-sharing schemes				
add up the total	32,209,999.09	393,786,650.96	402,366,428.13	23,630,221.92

### (3). Presentation of the defined benefit plan

√Applicable □Not applicable

Unit: Yuan Currency: RMB

sport s even t	Opening balance	Increase during the period	Decrease during the period	Closing balance
1. Basic pension insurance		22,802,739.35	22,795,081.29	7,658.06
2. Unemployment insurance premiums		686,202.64	686,202.64	
3. Contributions to enterprise annuities				
add up the		23,488,941.99	23,481,283.93	7,658.06

total				
-------	--	--	--	--

Other notes:

√Applicable □Not applicable

The Company is required to participate in pension and unemployment insurance plans established by government agencies, and the Company makes contributions under these plans. The Company has no further payment obligations beyond the above-mentioned contribution costs. The corresponding expenditures are charged to current profit or loss or the cost of the related assets when incurred.

#### 40. Taxes payable

√Applicable □Not applicable

Unit: Yuan Currency: RMB

event	Closing balance	Opening balance
value-added tax (VAT)	6,879,102.75	1,788,941.97
corporate income tax	700,659.41	--
personal income tax	729,488.28	1,570,365.19
Urban maintenance and construction tax	126,992.69	48,802.44
non-residential property	359,297.03	161,195.49

education surcharge	90,709.10	34,858.90
property tax	2,503,863.48	2,444,575.64
land use tax	211,872.81	211,872.80
green tax	6,691.11	122,527.29
add up the total	11,608,676.66	6,383,139.72

Other

notes: none

41.

**Presentation**

**of other**

**accounts**

**payable items**

☒Applicable ☐Not applicable

Unit: Yuan Currency: RMB

sport s even t	Closing balance	Opening balance
Other accounts payable	34,792,621.91	50,091,215.24
add up the total	34,792,621.91	50,091,215.24

Other notes:

☐Applicable ☒Not Applicable

**Interest**

**payable (1).**

**Classified**

**presentation**

**n**

☐Applicable ☒Not Applicable

**Dividends**

**payable (1).**

**Classified**

**presentation**

**n**

☐Applicable ☒Not Applicable

**Other accounts payable**

**(1). Other accounts payable by nature of payment**√Applicable ☐Not applicable

Unit: Yuan Currency: RMB

sports event	Closing balance	Opening balance
Margin - Dealer, Vendor Contracts Performance bond	20,327,625.71	32,977,732.97
current account	4,713,748.20	4,276,682.27
Restricted repurchase obligations	9,751,248.00	12,836,800.00
add up the total	34,792,621.91	50,091,215.24

**(2). Significant other accounts payable aged over 1 year**☐Applicable

√Not applicable

Other

description:

☐Applicable ☒Not Applicable

#### 42. Liabilities held for sale

☐Applicable ☒Not Applicable

#### 43. Non-current liabilities

##### due within 1 year

☒Applicable ☐Not applicable

Unit: Yuan Currency: RMB

sports event	Closing balance	Opening balance
Long-term loans due within 1 year	485,634,714.27	75,000,000.00
Long-term loans due within one year interest (on a loan)	1,399,963.94	1,382,840.67
Lease liabilities due within 1 year	268,052.47	575,393.91
add up the total	487,302,730.68	76,958,234.58

Other

notes: none

#### 44. Other current liabilities

Other current liabilities

Unit: Yuan Currency: RMB

☒Applicable

Not applicable

sports event	Closing balance	Opening balance
Sales tax to be transferred	8,704,080.62	3,949,878.64
add up the total	8,704,080.62	3,949,878.64

Increase or decrease in short-term bonds payable:

☐Applicable ☒Not Applicable

Other notes:

☐Applicable ☒Not Applicable

#### 45. Long-term loans

Annual Report  
2022

##### (1). Classification of long-term loans

☒Applicable ☐Not applicable

Unit: Yuan Currency: RMB

sports event	Closing balance	Opening balance
Guaranteed plus secured lending	740,844,079.74	1,166,310,875.84
add up the total	740,844,079.74	1,166,310,875.84

Explanation of  
classification of long-  
term loans: None



Other notes, including interest rate bands:

☐Applicable ☒Not Applicable

#### 46. Bonds

payable (1).

**Bonds**

**payable**

☐Applicable ☒Not Applicable

**(2). Increase or decrease in bonds payable: (excluding other financial instruments such as preference shares and perpetual bonds classified as financial liabilities)**

☐Applicable ☒Not Applicable

**(3). Description of conversion conditions and conversion time of convertible bonds**

☐Applicable ☒Not applicable

**(4). Description of other financial instruments classified as financial liabilities**

Basic information on other financial instruments such as preferred shares and perpetual bonds issued and outstanding at the end of the period

☐Applicable ☒Not Applicable

Statement of changes in preferred shares, perpetual bonds and other financial instruments issued and outstanding at the end of the period

☐Applicable ☒Not Applicable

Description of the basis on which other financial instruments are classified as financial liabilities:

☐Applicable ☒Not Applicable

Other notes:

☐Applicable ☒Not Applicable

#### 47. Lease liabilities

☒Applicable ☐Not applicable

Unit: Yuan Currency: RMB

sport s even t	Closing balance	Opening balance
Building lease liabilities	413,978.09	1,236,074.92
Unrecognised finance costs	-20,918.18	-47,338.42
Lease liabilities due within one year	-268,052.47	-575,393.91
add up	125,007.44	613,342.59

the total		
--------------	--	--

Other

notes: none

**48.**

**Presentation**

**of long-term**

**accounts**

**payable items**

☐Applicable ☒Not Applicable

Other notes:

☐Applicable ☒Not Applicable

## Long-term accounts payable

### (1). Long-term accounts payable by nature of payment

☐Applicable ☒Not Applicable

## Dedicated accounts payable

### (1). Special accounts payable by nature of payment

☐Applicable ☒Not Applicable

## 49. Long-term employee compensation payable

☐Applicable ☒Not Applicable

## 50. Projected liabilities

☒Applicable ☐Not applicable

Unit: Yuan Currency: RMB

sports event	Opening balance	Closing balance	Reasons for formation
Product Quality Assurance	21,794,510.63	23,650,532.24	
add up the total	21,794,510.63	23,650,532.24	/

Other notes, including significant assumptions, estimates related to significant projected liabilities: none

## 51. Deferred

### income

Status of deferred

income

Unit: Yuan Currency: RMB

☒Applicable

Not

applicable

sports event	Opening balance	Increase during the period	Decrease during the period	Closing balance	Reasons for formation

<del>Intelligent Retrofit and Quality Enhancement Project Funding</del>	<del>41,575,000.00</del>	<del>Annual Report 2022</del>	<del>4,157,500.00</del>	<del>37,417,500.00</del>	<del>Government grants received</del>
add up the total	41,575,000.00	--	4,157,500.00	37,417,500.00	/

Projects involving  
government grants:

☒Applicable ☐Not  
applicable

Unit: Yuan Currency: RMB

Liability items	Opening balance	New grants for the period sum of money	Included in operating expenses for the period extra income	Amounts charged to other gains for the period	Other changes	Closing balance	Related to assets/total earnings per capita

			sum of money				mountain pass
Intelligent Retraining and Quality Enhancement Project capital	41,575,000.00	--		4,157,500.00		37,417,500.00	Asset-related

Other notes:

☐Applicable ☒Not Applicable

## 52. Other non-current liabilities

☐Applicable ☒Not Applicable

## 53. Share capital

☒Applicable ☐Not applicable

Unit: Yuan Currency: RMB

	Opening balance	Increase/decrease in current changes (+, i)					Closing balance
		show (on e's fee lin g) ne w is sue	a share grant	conversion of provident fund	the rest	Subtotal	
holders	1,074,796,667.00			214,959,333.00	-1,161,600.00	213,797,733.00	1,288,594,400.00

aggre gate							
---------------	--	--	--	--	--	--	--

Other notes:

Other decreases in the current period relate to the Company's review in August 2022 of the amounts granted but not yet paid to incentive recipients under the 2021 Restricted Stock Incentive Plan.

Restricted shares released from restricted sale were repurchased and cancelled, with a total of NT\$1,161,600 of share capital cancelled.

#### 54. Other equity instruments

##### (1). Basic information on other financial instruments such as preferred shares and perpetual bonds issued and outstanding at the end of the period

☐Applicable ☒Not Applicable

##### (2). Statement of changes in preferred shares, perpetual bonds and other financial instruments issued and outstanding at the end of the period

☐Applicable ☒Not Applicable

Changes in other equity instruments during the period, a description of the reasons for such changes, and the basis for the related accounting treatment:

☐Applicable ☒Not Applicable

Other notes.

☐Applicable ☒Not Applicable

## 55. Capital surplus

☒Applicable ☐Not applicable

Unit: Yuan Currency: RMB

sports event	Opening balance	Increase during the period	Decrease during the period	Closing balance
Capital premium (equity premium)	2,202,668,684.75		216,740,453.00	1,985,928,231.75
Other capital surplus	4,492,889.73	1,097,998.00	--	5,590,887.73
add up the total	2,207,161,574.48	1,097,998.00	216,740,453.00	1,991,519,119.48

Other explanations, including increases, decreases and changes during the period, and explanations of the reasons for the changes:

The increase in other capital surplus in the current period was due to the restriction period charge for the 2022 Restricted Share Incentive Plan.

## 56. Treasury Unit

☒Applicable ☐Not applicable

Unit: Yuan Currency: RMB

sports event	Opening balance	Increase during the period	Decrease during the period	Closing balance
inventory unit	12,836,800.00		2,942,720.00	9,894,080.00
add up the total	12,836,800.00		2,942,720.00	9,894,080.00

Other explanations, including increases, decreases and changes during the period, and explanations of the reasons for the changes:

The decrease in treasury shares during the period was due to the repurchase and cancellation in August 2022 of restricted shares granted but not yet released from restricted sale to incentive recipients under the 2021 Restricted Share Incentive Plan.

## 57. Other comprehensive income

☒Applicable ☐Not applicable

Unit: Yuan Currency: RMB

sports event	Opening balance	Amount incurred during the period						Closing balance
		Current incidence before	Less : Transfer to profit or	Less : Transfer to other	Less : Income	Attributable to parent company	Attributable to	
			2021/426					

volume setting benefit Planned changes								
Other comprehen sive income not transferabl e to profit or loss under the equity method all the more	7,860,434.51	4,488,457.65				4,488,457.65		12,348,892.16
Fair value of investment s in other equity instruments change in value	8,528,788.85							8,528,788.85
Fairness of the enterprise's own credit risk change in value								
ii. reclassification to profit or loss of its Other comprehensiv e income	-173,739,325. 65	84,456,981.87				84,456,981.87		-89,282,343.78
Of which: Other comprehensi ve under the equity method available for transfer to profit or loss								



proceed								
Fair value of other debt investments change in value								
Reclassification of financial assets to other comprehensive income Amount of benefit								
Credit reduction on other debt investments corresponding reduction in value								
cash flow hedging reserve								
Foreign currency financial statements Statement of exchange differences	-173,739,325.65	84,456,981.87				84,456,981.87		-89,282,343.78
Other comprehensive income Total benefits	-157,350,102.29	88,945,439.52				88,945,439.52		-68,404,662.77

Other notes, including adjustments to the effective portion of gains and losses on cash flow hedges transferred to the initial recognition amount of the hedged item:  
none

**58. Earmarked reserves**

☐Applicable ☒Not Applicable

**59. Surplus reserves**

√Applicable □Not applicable

Unit: Yuan Currency: RMB

events	Opening balance	Increase during the period	Decrease during the period	Closing balance
Statutory surplus	161,740,533.32	--	--	161,740,533.32
add up the total	161,740,533.32			161,740,533.32

Explanation of surplus surplus, including any increase or decrease during the period and reasons for the change:  
none

**60. Undistributed profits**

√Applicable □Not applicable

Unit: Yuan Currency: RMB

events	the current period	previous period
Undistributed profit at the end of the previous period before adjustment	1,007,866,039.04	1,118,376,245.09
Adjustments to the total unallocated profit at the beginning of the period (upward +, downward -)		
Adjustments to opening unallocated profit after the period	1,007,866,039.04	1,118,376,245.09
Add: Net profit for the period attributable to owners of the parent company	16,962,045.90	11,610,406.55
Less: Withdrawal of statutory surplus reserves		
Withdrawal of surplus surplus at will		
Provision for general risks		
Dividends payable on ordinary shares	85,622,133.36	122,120,612.60
Dividends on ordinary shares converted to equity		
Undistributed profit at the end of the period	939,205,951.58	1,007,866,039.04

Adjust the breakdown of unallocated profit at the beginning of the period:

1. Retrospective adjustments due to the Accounting Standards for Business Enterprises (ASBE) and its related new regulations affected the unappropriated profit at the beginning of the period by \$0.
2. As a result of the change in accounting policy, the impact on the unappropriated profit at the beginning of the period was \$0.
3. As a result of the correction of significant accounting errors, the impact on the unappropriated profit at the beginning of the period was \$0.
4. The change in the scope of consolidation due to the same control affected the unappropriated earnings at the beginning of the period by \$0.
5. Other adjustments in total affected the unallocated profit at the beginning of the period by \$0.

## 61. Operating Revenues and Operating Costs (1).

### Operating income and operating costs

√Applicable □Not applicable

Unit: Yuan Currency: RMB

sport s even t	Current period's incidence		Prior period's incidence	
	incomes	(manufacturing, production etc) costs	incomes	(ma nufa cturi ng, prod uctio n etc) cost s
Main business	4,060,665,232.03	3,665,612,015.01	4,207,609,238.04	3,804,058,316.99
Other business	59,808,593.68	20,290,531.35	47,914,462.43	27,678,455.65
add up the total	4,120,473,825.71	3,685,902,546.36	4,255,523,700.47	3,831,736,772.64

**(2). Statement of deductions from operating income**

Unit: RMB 10,000      Currency: RMB

Amount of operating income	the current year	Specific deductions	previous year	Specific deductions
Amount of operating income	412,047.38		425,552.37	
Total operating income deductions	5,980.86		4,791.45	
Total amount of operating income deductions as a percentage of operating income (%)	1.45	/	1.13	/
<b>I. Income from operations unrelated to the main business</b>				
1. Income from operations other than normal operations. For example, leasing of fixed assets, intangible assets, packaging, sale of materials, use of materials for non Income from exchange of monetary assets, fiduciary management business, and income that is included in income from principal activities but is part of the normal operations of a listed company. Revenue outside of the camp.	5,980.86	Processing income; income from sale of materials; rental income	4,791.45	Revenue from processing; revenue from sale of materials
2. Income from unqualified financial businesses, such as interest income on funds split; income generated from new financial businesses in the current and previous fiscal years, such as guarantee, commercial factoring, microfinance, financial leasing, pawnbroking, etc., and income generated from the sale of the main products. The financial leasing business carried out by the Company is excluded.				
3. New trading operations in the current and previous fiscal years Revenue generated.		287 / 426		
4. Connected transactions not related to the existing normal business operations of the listed company Revenue generated.				
5. Subsidiaries in a business combination under the				

2022

2. Revenue generated by transactions that do not have a real business. For example, false income realised by means of self-dealing, the use of Internet technological means or Other methods of structuring transactions to generate false income, etc.				
3. Revenue from operations where the transaction price is manifestly unfair.				
4. Consideration received in the current fiscal year for consideration or non-transaction that is clearly not fair. Revenue generated by subsidiaries or businesses that are subject to business combinations.				
5. Income covered by non-standard audit opinions.				
6. Receipts from other transactions or events that are not commercially reasonable Enter.				
<b>Subtotal income without commercial substance</b>				
<b>III. Other income unrelated to the main business or without commercial substance</b>				
Operating income after deductions	406,066.52		420,760.92	

**(3). Status of revenue generated from contracts**

☐Applicable ☒Not Applicable

A description of the revenue generated by the contract:

☐Applicable ☒Not Applicable

**(4). Description of performance obligations**

☐Applicable ☒Not Applicable

**(5). Statement of apportionment to remaining performance obligations**

☐Applicable ☒Not Applicable

Other notes:

**( 1 ) Main business (by product)**

sports event	Current period's incidence		Prior period's incidence	
	inco mes	(ma nufa cturi ng, prod uctio n etc) cost s	inco mes	(ma nufa cturi ng, prod uctio n etc) cost s
All-steel tyres	2,470,790,555.37	2,293,539,710.87	2,843,116,614.67	2,626,985,117.62
bias tyre	56,702,657.71	49,426,560.99	96,580,588.30	91,700,737.54
Semi- steel tyres	1,438,953,079.77	1,234,672,335.10	1,161,020,978.00	984,246,471.82
Other Products	94,218,939.18	87,973,408.05	106,891,057.07	101,125,990.01
<b>add up the total</b>	<b>4,060,665,232.03</b>	<b>3,665,612,015.01</b>	<b>4,207,609,238.04</b>	<b>3,804,058,316.99</b>

**( 2 ) Main business (by region)**

sports	Current period's	Prior period's
--------	---------------------	-------------------

event	incidence		incidence	
	incomes	(manufacturing, production etc) costs	incomes	(manufacturing, production etc) costs
Income from domestic sales	1,447,661,368.54	1,368,741,314.29	2,409,376,220.63	2,235,381,664.73
Export revenue	2,613,003,863.49	2,296,870,700.72	1,798,233,017.41	1,568,676,652.26
<b>add up the total</b>	<b>4,060,665,232.03</b>	<b>3,665,612,015.01</b>	<b>4,207,609,238.04</b>	<b>3,804,058,316.99</b>

## 62. Taxes and surcharges

√Applicable □Not applicable

Unit: Yuan Currency: RMB

sports event	Current period's incidence	Prior period's incidence
Urban maintenance and construction tax	254,841.02	3,757,511.26
education surcharge	182,015.72	2,683,640.46
property tax	11,887,190.04	9,902,556.70
land use tax	847,491.20	847,491.21
non-residential property	1,201,217.55	1,090,899.67
green tax	572,428.27	490,109.16
Other taxes	1,399.94	1,469.10



add up the total	14,946,583.74	18,773,677.56
---------------------------	---------------	---------------

Other

notes: none

**63. Cost of sales**

√Applicable □Not applicable

Unit: Yuan Currency: RMB

sports event	Current period's incidence	Prior period's incidence
Advertising and promotion costs	12,860,308.71	22,725,192.98
Employee remuneration expenses	41,750,245.73	36,608,470.35
travel costs	5,873,896.11	6,422,022.70
Quality service fee	2,847,307.05	7,549,183.68
conference fee	2,914,693.89	2,438,222.35
insurance premium	8,630,765.44	6,275,573.12
anti-dumping duty	26,108,019.94	15,902,526.57
the rest	13,529,992.23	7,051,836.86
add up the total	114,515,229.10	104,973,028.61

Other

notes: none

**64. Administrative expenses**

√Applicable □Not applicable

Unit: Yuan Currency: RMB

sports event	Current period's incidence	Prior period's incidence
Employee remuneration expenses	98,306,284.59	102,552,426.57
Office expenses	17,666,423.48	14,303,431.20
Depreciation and amortisation	15,664,953.76	15,389,424.61
service fee	9,256,066.23	8,557,674.14
the rest	5,254,859.11	9,966,713.58
Other add up the total	146,148,587.17	150,769,670.10

notes: none

**65. Research and development costs**

√Applicable □Not applicable

Unit: Yuan Currency: RMB

sports event	Current period's incidence	Prior period's incidence
Material costs	29,731,913.42	36,821,473.49
Employee remuneration expenses	38,881,937.92	47,775,042.52
Utilities	3,276,217.36	3,678,951.65
Depreciation and amortisation	8,726,342.87	8,080,115.02
Fees for technical services	10,012,735.86	10,040,500.00
Other costs	1,309,935.09	1,841,782.29
add up the total	91,939,082.52	108,237,864.97

Other

notes: none

**66. Finance costs**

√Applicable □Not applicable

Unit: Yuan Currency: RMB

sports event	Current period's incidence	Prior period's incidence
interest expense	123,610,586.24	77,203,919.98
Interest income	-12,702,751.31	-10,715,190.21
Currency exchange gains and losses	-40,877,308.98	25,364,549.32
handling fee	8,880,708.49	4,864,880.41
Other add up the total	78,911,234.44	96,718,159.50

notes: none

**67. Other gains**

√Applicable □Not applicable

Unit: Yuan Currency: RMB

sports event	Current period's incidence	Prior period's incidence
government grant	20,983,841.64	31,047,107.00
the rest	187,124.59	130,327.08
Other add up the total	21,170,966.23	31,177,434.08

Of which, government grants included in other income:

sport s even t	Current period's incidence	Prior period's incidence	Asset-related/revenue-related beneficial
Industry and technology development subsidies	643,860.16	13,880,800.00	revenue-related
Guiding funds for technological transformation	—	5,650,000.00	revenue-related
Subsidies for the transformation and upgrading of the industrial and information industry	—	3,600,000.00	revenue-related
discounted loan	13,445,700.00	—	revenue-related
Subsidies for business and foreign trade development	2,356,900.00	3,212,800.00	revenue-related
Environmental grants	19,600.00	—	revenue-related

**68. Investment income**

√Applicable □Not applicable

Unit: Yuan Currency: RMB

sport s even t	Current period's incidence	Prior period's incidence	Asset-related
Subsidies for stable employment and incentives for the introduction of talents	360,281.48	546,007.00	revenue-related
Funding for Intelligent Retrofitting and Quality Enhancement Projects	4,157,500.00	4,157,500.00	Asset-related
Income from long-term equity investments accounted for by the equity method	20,983,841.64	31,047,107.00	24,224,957.11
Investment income from disposal of long-term equity investments	293 / 426 -324,153.98	—	—
Other investment income	229,559.75	232,223.64	—
add up the total	28,798,635.17	24,457,180.75	—

notes: none

☐Applicable ☒Not Applicable

□Applicable √Not Applicable

√Applicable   □Not applicable

Unit: Yuan    Currency: RMB

the total s even t	Current period's incidence	Prior period's incidence
I. Bad debt losses		
II. Loss on decline in value of inventories and contractual performance costs impairment loss	-14,431,475.16	-6,775,723.80
III. Impairment losses on long-term equity investments		
IV. Impairment losses on investment properties		
V. Impairment losses on fixed assets		
VI. Impairment losses on engineering materials		
Other notes: none VII. Impairment losses on construction in progress		
VIII. Impairment losses on productive biological assets		
IX. Impairment losses on oil and gas assets	294 / 426	
X. Impairment losses on intangible assets		
XI. Impairment loss on goodwill		
XII. Other		

**73. Gain on disposal of assets**

√Applicable □Not applicable

Unit: Yuan Currency: RMB

sports event	Current period's incidence	Prior period's incidence
Gain on disposal of fixed assets	120,582.72	29,777,929.70
Other add up the total notes: none	120,582.72	29,777,929.70

**74. Non-****operating****income Non-****operating****income**

√Applicable Not applicable

Unit: Yuan Currency: RMB

sports event	Current period's incidence	Prior period's incidence	Non-recurring gains and losses for the period amounts
Quality claims	668,864.02	283,208.66	668,864.02
Other income	3,733,461.07	546,963.48	3,733,461.07
Government grants recognised in profit or loss add up the total	4,402,325.09	830,172.14	4,402,325.09

□Applicable √Not Applicable

Other notes:

□Applicable √Not Applicable

**75. Non-operating expenses**

√Applicable Not applicable

Unit: Yuan Currency: RMB

sport s even t	Current period's incidence	Prior period's incidence	Non-recurring gains and losses for the period amounts
Loss on disposal of non-current assets Total loss	343,681.84	9,579.65	343,681.84
Of which: disposal of fixed assets damages			
Loss on disposal of intangible assets			
Other non-monetary exchange of assets damages notes: none			
External donations	10,967.49	12,625.82	10,967.49
overdue fine	15,266.50	82,666.95	15,266.50
Other expenditures	213,027.14	477,367.95	213,027.14
add up the total	582,942.97	582,240.37	582,942.97

**76. Income tax**

**expense (1).**

**Schedule of  
income tax  
expense**

☒Applicable ☐Not applicable

Unit: Yuan Currency: RMB

sports event	Current period's incidence	Prior period's incidence
Current income tax expense	735,603.99	-330,650.23
Deferred income tax expense	-4,922,580.98	-3,099,032.42
add up the total	-4,186,976.99	-3,429,682.65

**(2). Process of adjusting accounting profit to income tax expense**

√Applicable □Not applicable

Unit: Yuan Currency: RMB

sport s even t	Current period's incidence
Total profit	10,815,004.43
Income tax expense at statutory/applicable rates	1,622,250.65
Effect of applying different tax rates to subsidiaries	-36,579,038.78
Effect of adjustments to prior periods' income taxes	33,683.37
Impact of non-taxable income	-4,333,984.41
Impact of non-deductible costs, expenses and losses	1,282,513.05
Use of deductible losses on unrecognised deferred tax assets in prior periods	
Other notes	
Impact of the loss of	
□Applicable √Not Applicable	
Deductible temporary differences for which no deferred tax assets have been recognised for	41,221,635.16
<b>77. Other comprehensive income</b>	
Effect of differences or deductible losses	
□Applicable √Not applicable	
Additional Deduction for R&D Expenses of High-tech Enterprises	-7,434,036.03
See note VII.57 for details	
Income tax expense	-4,186,976.99

**78. Cash flow statement items****(1). Other cash received relating to operating activities**

√Applicable □Not applicable

Unit: Yuan Currency: RMB

sports event	Current period's incidence	Prior period's incidence
Interest income on bank deposits	9,646,441.08	10,253,060.82
government grant	17,013,466.23	27,019,934.08
non-operating income	1,379,653.26	830,172.14
add up the total	28,039,560.57	38,103,167.04

Description of other cash received related to operating activities: none

**(2). Other cash paid in relation to operating activities**

√Applicable □Not applicable

Unit: Yuan Currency: RMB

sport s even t	Current period's incidence	Prior period's incidence
	29,772.26	

Expenditures of a cost nature	174,085,302.01	160,688,059.81
Finance costs - handling fees	8,882,676.66	4,864,880.40
non-operating expenses	239,261.13	572,660.72
add up the total	183,207,239.80	166,125,600.93

Description of other cash paid in relation to operating activities: none

### (3). Other cash received relating to investing activities

☒Applicable ☐Not applicable

Unit: Yuan Currency: RMB

sports event	Current period's incidence	Prior period's incidence
Investment of time deposits	385,000,000.00	--
add up the total	385,000,000.00	--

Description of other cash received relating to investing activities: none

### (4). Other cash paid relating to investing activities

☒Applicable ☐Not applicable

Unit: Yuan Currency: RMB

sports event	Current period's incidence	Prior period's incidence
Investment of time deposits	200,000,000.00	385,000,000.00
add up the total	200,000,000.00	385,000,000.00

Description of other cash paid relating to investing activities: none

### (5). Other cash received relating to financing activities

☐Applicable ☒Not Applicable

### (6). Other cash paid in relation to financing activities

☒Applicable ☐Not applicable

Unit: Yuan Currency: RMB

sports event	Current period's incidence	Prior period's incidence
Housing rental costs	369,909.19	612,587.46
Share buyback cancellation fees	2,723,952.00	--
add up the total	3,093,861.19	612,587.46

Description of other cash paid relating to financing activities: none

## 79. Supplementary information to the statement of cash flows (1).



**Supplementary  
information to the  
statement of cash  
flows**

√/Applicable Not applicable

Unit: Yuan Currency: RMB

Additional information	Amount for the period	Prior period amount
<b>1. Reconciliation of net profit to cash flows from operating activities:</b>		

net profit	15,001,981.42	10,584,239.72
Add: Provision for impairment of assets	31,205,124.19	22,820,446.32
Credit impairment losses		
Depreciation of fixed assets, depletion of oil and gas assets, production Depreciation of biological assets	336,916,941.94	294,745,451.21
Amortisation of right-of-use assets	374,979.12	470,191.72
Amortisation of intangible assets	9,997,250.91	7,633,402.61
Amortisation of long-term amortised expenses	53,685,973.80	52,622,430.85
Disposal of fixed assets, intangible assets and other long-term assets Losses on assets (gains are represented by a "-" sign)	-120,582.72	-29,777,929.70
Loss on scrapping of fixed assets (gain signalled by "-") (fill in the blanks)	343,681.84	9,579.65
Loss on changes in fair value (gains marked with a "-") (fill in the blanks)		
Finance costs (gains are represented by a "-" sign)	125,778,511.72	84,118,543.42
Losses on investments (gains are represented by a "-" sign)	-28,798,635.17	-24,457,180.75
Decrease in deferred tax assets (increase by "-") (No.)	-2,684,167.06	-2,004,524.07
Increase in deferred tax liabilities (decrease with "-") (No.)	-2,238,413.92	-1,094,508.35
Decrease in inventories (increase is indicated by a "-")	-89,357,154.77	-251,853,612.40
Decrease (increase) in operating receivables to "-" sign)	-12,144,522.99	-277,864,467.94
Increase (decrease) in operating payables "-" sign)	-268,570,724.30	51,915,649.13
the rest		
Net cash flows from operating activities	169,390,244.01	-62,132,288.58
<b>2. Significant investing and financing activities that do not involve cash receipts and payments:</b>		
Debt-to-capital conversion		
Convertible bonds due within one year		
Fixed assets under finance leases		
<b>3. Net change in cash and cash equivalents:</b>		
Closing balance of cash	476,664,445.04	273,244,487.90

Less: opening balance of cash	273,244,487.90	204,687,964.73
Add: closing balance of cash equivalents		
Less: opening balance of cash equivalents		
Net increase in cash and cash equivalents	203,419,957.14	68,556,523.17

**(2). Net cash paid during the period for acquisition of subsidiaries**

☐Applicable ☒Not Applicable

**(3). Net cash received for disposal of subsidiaries during the period**

☐Applicable ☒Not Applicable

**(4). Composition of cash and cash equivalents**

☒Applicable ☐Not applicable

Unit: Yuan Currency: RMB

sports event	Closing balance	Opening balance
I. Cash	476,664,445.04	273,244,487.90
Of which: cash on hand	51,266.05	70,629.98
Bank deposits available for payment	476,613,178.99	273,173,857.92
Other monetary resources readily available for payment		
generic term for lustrous and ductile metals		
Central bank deposits available for payment		
term (in a mathematical formula)		
Interbank deposits		
Interbank placings		
II. Cash equivalents		
Of which: Investments in bonds maturing within three months		
III. Cash and cash equivalents	476,664,445.04	273,244,487.90
The amount of endorsement and transfer of banker's acceptance bills received for the sale of goods during the year was RMB414,737,600.		
Of which: used by the parent		

### 80. Notes to items in the statement of changes in equity

Indicate the name of the "other" item and the amount of adjustment to the closing balance of the group.  
 Restricted cash and cash equivalents

☐ Applicable ☒ Not Applicable

### 81. Assets subject to restrictions on ownership or use

☒ Applicable ☐ Not applicable

Unit: Yuan Currency: RMB

sports event	Closing book value	Reason for restriction
money funds	130,900,512.56	Banker's Acceptances, Letters of Guarantee and Credit cash deposit
Other assets	2,085,862,524.98	Bank Borrowing Collateral
intangible asset	424,389,296.40	Bank Borrowing Collateral
Financial assets held for trading	20,000,000.00	Pledge of bank loans
82. Monetary items	2,661,152,333.94	/

in foreign currency (1).

Monetary items in foreign currency

☒ Applicable ☐ Not applicable

Unit: Yuan

sport s even t	Foreign currency balance at end of period	Converted exchange rates	Converted to RMB at the end of the period balances
money funds	-	-	
Of which: United States dollars	11,702,079.79	6.9646	81,500,304.91

Thai baht	142,436,771.48	0.2014	28,686,765.78
accounts receivable	-	-	
Of which: United States dollars	33,351,319.88	6.9646	232,278,602.44
Thai baht	8,875,959.32	0.2014	1,787,618.21
Other receivables	-	-	
Of which: United States dollars	2,670,000.00	6.9646	18,595,482.00
Thai baht	85,181,122.52	0.2014	17,155,478.08
short term loan			
Of which: United States dollars	11,301,763.61	6.9646	78,712,262.84
Thai baht	704,745,581.28	0.2014	141,935,760.07
accounts payable			
Of which: United States dollars	43,717,246.90	6.9646	304,473,137.76
Euro (currency)	60,965.00	7.4229	452,537.10
Thai baht	273,595,579.22	0.2014	55,102,149.65
Other accounts payable			
Of which: United States dollars	130,000.00	6.9646	905,398.00
Thai baht	20,948,620.91	0.2014	4,219,052.25
Non-current liabilities due within one year			
Of which: Thai baht	579,572,218.87	0.2014	116,725,844.88
long term loan			
Of which: Thai baht	3,529,513,802.10	0.2014	710,844,079.74

Other

notes: none

**(2). A description of the foreign operating entity, including, in the case of a significant foreign operating entity, a disclosure of the principal place of business outside the country, the local currency of account and the basis of selection, and the reasons for any change in the local currency of account**

✓Applicable □Not applicable

Name of significant foreign operating entity	Principal place of business	local currency	Selection basis
General Rubber (Thailand) Co.	Thailand	Thai baht	in the currency of the primary economic environment in which it operates. local currency
General Tyre Technology (Cambodia) Co.	Cambodian	American dollar	in the currency of the primary economic environment in which it operates. local currency

### 83. Hedging

☐Applicable ☒Not Applicable

**84. Government grants****(1). Basic information on government grants**

√Applicable Not applicable

Unit: Yuan Currency: RMB

kind	sum of mon ey	Presentation of items	Amounts recognised in profit or loss for the period
Industry and technology development grants capital	643,860.16	revenue-related	643,860.16
discounted loan	13,445,700.00	revenue-related	13,445,700.00
Business and Foreign Trade Development Assistance capital	2,356,900.00	revenue-related	2,356,900.00
<b>(2). Return of government grants</b>			
Employment grants	19,600.00	revenue-related	19,600.00
Stable employment allowance and other incentives	360,281.48	revenue-related	360,281.48
Other			
85. Other Retrofit and Quality Improvement Funding for engineering projects	4,157,500.00	Asset-related	4,157,500.00

**1. Business combinations not under the same control**

□Applicable √Not Applicable

**2. Business combinations under the same control**

□Applicable √Not Applicable

**3. Reverse purchases**

□Applicable √Not Applicable

**VIII. Changes in the scope of consolidation**



**4. Disposal of subsidiaries**

Whether there is a single disposal of an investment in a subsidiary that results in a loss of control

☐Applicable

☒Not applicable

Other

description:

☐Applicable ☒Not Applicable

**5. Changes in the scope of consolidation for other reasons**

Describe changes in the scope of consolidation due to other reasons (e.g., establishment of new subsidiaries, liquidation of subsidiaries, etc.) and their related circumstances:

☒Applicable ☐Not applicable

As a result of the investment and establishment, the scope of consolidation of the Company for the current period was increased by two new companies as compared with the previous period: General Tyre Technology (Cambodia) Co.

**6. Other**

☐Applicable ☒Not applicable

**IX. Interests in other entities**  
**1. Interests in subsidiaries (1).**  
**Composition of the enterprise group**

√Applicable □Not applicable

associate d company name (of a thing)	Principal place of business	registered office	Nature of business	Shareholding (%)		take out way (of life)
				direct	overhead	
Wuxi Qianlima Technology Co. limited company	Wuxi	Wuxi	Rubber and plastic products industry	100.00	--	constitute
Pegasus International (Hong Kong) Trading Co. department (under a ministry)	Hong Kong, China	Hong Kong, China	trade sector	100.00	--	Same-control consolidation
Wuxi Jiu Cheng Tong Rubber Trading Co. department (under a ministry)	Wuxi	Wuxi	bulk trade	100.00	--	constitute
General Rubber (Thailand) has limited company	Thailand	Thailand	service industry	99.70	0.30	constitute
Wuxi Qianlima Tyre Trading Co. department (under a ministry)	Wuxi	Wuxi	bulk trade	51.00	--	constitute
Description of shareholdings in subsidiaries that differ from the proportion of voting rights: None						
The basis for holding half or less of the voting rights but still controlling the investee, and for holding more than half of the voting rights but not controlling the investee:						
General Rubber (United States) has limited company	United States of America	United States of America	trade sector	100.00	--	constitute
203 / 426						
Wuxi	Wuxi	Wuxi	bulk trade	100.00		constitute

inapplicable

Basis of control for significant structured subjects included in the scope of consolidation: none

Basis for determining whether a company is an agent or a principal: none

Other notes: none

## (2). Significant non-wholly owned subsidiaries

☐Applicable ☒Not Applicable

## (3). Key financial information of significant non-wholly owned subsidiaries

☐Applicable ☒Not Applicable

## (4). Significant restrictions on the use of enterprise group assets and the discharge of enterprise group liabilities

☐Applicable ☒Not Applicable

## (5). Financial or other support provided to structured subjects included in the scope of the consolidated financial statements

☐Applicable ☒Not applicable

Other notes:

☐Applicable ☒Not Applicable

## 2. Transactions in which the share of ownership interest in a subsidiary changes and the subsidiary is still controlled

☐Applicable ☒Not Applicable

## 3. Interests in joint ventures or associates

☒Applicable ☐Not applicable

### (1). Significant joint ventures or associates

☒Applicable ☐Not applicable

Joint ventures or associates trade name	Principal place of business	registered office	Nature of business	Shareholding (%)		Investments in joint ventures or associates will Methods of treatment
				direct	overhead	
Hongdou Group	Wuxi prefecture level city in Jiangsu	Wuxi prefecture level city in Jiangsu	Monetary and financial services	20.00	--	equity method
Financially limited Company			205 / 426 affair			

Unit: Yuan

Currency: RMB

Description of shareholdings in joint ventures or associates that differ from voting rights: Not applicable

Note: In March 2022, the Company transferred its 20% equity interest in Hongdou Sports Technology Company to Jiangsu Hongdou Industry Co.

☐Applicable    ☒Not applicable

## √Applicable Not applicable

	Closing balance/ current period's incidence		Opening balance/ prior period	
	Hongdou Finance Company	Hongdou Sports Technology firms	Hongdou Finance Company	Hongdou Sports Technology Co. department (under a ministry)
current asset	899,208,788.50	---	677,509,434.64	128,111,015.87
non-current asset	3,450,416,907.18	---	3,237,765,358.02	19,268,343.07
Total assets	4,349,625,695.68	---	3,915,274,792.66	147,379,358.94
current liability	2,327,856,463.91	---	1,935,737,932.01	94,040,422
non-current liability	64,512,056.84		57,126,369.39	11,667,410.99
Total liabilities	2,392,368,520.75		1,992,864,301.40	105,707,833.16
Minority interests				
Attributable to shareholders of the parent company rights and benefits	1,957,257,174.93		1,922,410,491.26	41,671,525.78
by percentage of shareholding Share of net assets	391,451,434.99		384,482,098.26	8,334,305.16
Adjustments	2,204,075.47		2,204,075.47	
-Goodwill	2,204,075.47		2,204,075.47	
-- Internal transactions not realised margins		206 / 426		
--Other				
Investments in interests in associates	393,655,510.46		386,686,173.73	8,334,305.16

Net profit from discontinued operations				
Other comprehensive income	22,442,288.25		32,816,763.07	
Total comprehensive income	128,436,683.67	1,620,244.08	149,712,471.10	5,063,361.18
Received during the year from Dividends from associated enterprises	18,718,000.00	3,898,000.00	20,000,000.00	10,000,000.00

Other  
notes nil

#### (4). Summarised financial information for immaterial joint ventures and associates

√Applicable Not applicable

Unit: Yuan Currency: RMB

	Closing balance/ current period's incidence	Opening balance/ prior period
Joint ventures:		
Total carrying value of investments	38,209,473.56	29,539,172.06
Total of the following by percentage of shareholding		
-Net profit	7,370,301.50	-166,856.74
-- other comprehensive income		
-- total comprehensive income		
Associates:		
Total carrying value of investments		
Total of the following by percentage of shareholding		
Net profit		
Other comprehensive income		
-- total comprehensive income		

(5). Description of significant restrictions on the ability of a joint venture or associate to transfer funds to the Company

□Applicable √Not applicable

#### (6). Excess losses incurred in joint ventures or associates

□Applicable √Not applicable

#### (7). Unrecognised commitments relating to investments in joint ventures

□Applicable √Not applicable

**(8). Contingent liabilities relating to investments in joint ventures or associates**

☐Applicable ☒Not applicable

**4. Important joint operations**

☐Applicable ☒Not Applicable

## **5. Interests in structured entities not included in the scope of the consolidated financial**

**statements** Relevant notes on structured entities not included in the scope of the consolidated financial statements:

☐Applicable ☒Not Applicable

## **6. Other**

☐Applicable ☒Not Applicable

## **X. Risks related to financial instruments**

☒Applicable ☐Not applicable

The Company is exposed to a variety of financial risks in the course of its operations: credit risk, market risk and liquidity risk. The Board of Directors of the Company has overall responsibility and ultimate accountability for the determination of risk management objectives and policies, however, the Board has delegated to the management of the Company the authority to design and implement procedures that will ensure that risk management objectives and policies are effectively implemented. The Board of Directors reviews the effectiveness of the implemented procedures and the reasonableness of the risk management objectives and policies through monthly reports submitted by the finance department. The Company's internal auditors also audit risk management policies and procedures and report findings to the Audit Committee.

The overall objective of the Company's risk management is to develop risk management policies that minimise risk without unduly affecting the Company's competitiveness and resilience.

### **(i) Credit risk**

Credit risk is the risk that one party to a financial instrument will fail to honour its obligations, causing the other party to incur a financial loss. The Company is primarily exposed to customer credit risk resulting from credit sales. Prior to entering into new contracts, the Company evaluates the credit risk of new customers, including external credit ratings and, in some cases, bank creditworthiness certificates (when this information is available) The Company sets a credit limit for each customer, which is the maximum amount for which no additional approval is required.

The Company ensures that its overall credit risk is within manageable limits by monitoring the credit ratings of existing customers on a quarterly basis and reviewing accounts receivable ageing analyses on a monthly basis. In monitoring the credit risk of customers, customers are grouped according to their credit characteristics. Customers rated as "high risk" are placed on a restricted customer list and are only allowed to make credit sales to them in future periods with additional approvals, failing which they must be asked to pay the corresponding amounts in advance.



**(ii) Market risk**

Market risk for financial instruments is the risk that the fair value or future cash flows of a financial instrument will fluctuate because of changes in market prices, including foreign exchange risk, interest rate risk and other price risks.

**( 1 ) interest rate risk**

Interest rate risk is the risk that the fair value or future cash flows of a financial instrument will fluctuate because of changes in market interest rates. The Company is exposed to interest rate risk mainly from short-term bank borrowings. The Company ensures sufficient bank credit lines to meet the Company's various short-term financing needs by establishing good bank-enterprise relationships and making reasonable designs for credit limits, credit varieties and credit terms. In addition, the Company has reduced the risk of interest rate fluctuation by shortening the term of individual loans and agreeing on special early repayment terms. As the Company's borrowings are all at fixed interest rates, there is no risk of changes in the RMB base rate.

**( 2 ) Foreign exchange risk**

Foreign exchange risk is the risk that the fair value or future cash flows of a financial instrument will fluctuate because of changes in foreign exchange rates. This

To the extent possible, the Company matches foreign currency revenues with foreign currency expenses to minimise foreign exchange risk. In addition, the Company may enter into forward foreign exchange contracts or currency swaps for the purpose of hedging foreign exchange risk.

### (iii) Liquidity risk

Liquidity risk is the risk that a business will experience a shortage of funds in meeting its obligations that are settled by delivery of cash or other financial assets. The Company's policy is to ensure that it has sufficient cash to meet its obligations as they fall due. Liquidity risk is centrally controlled by the Company's treasury department. The treasury department ensures that the Company has sufficient funds to service its obligations under all reasonably forecast scenarios by monitoring cash balances, readily realisable marketable securities and rolling forecasts of cash flows over the next 12 months.

## XI. Fair value disclosures

### 1. Closing fair value of assets and liabilities measured at fair value

√Applicable □Not applicable

Unit: Yuan Currency: RMB

sport s even t	Fair value at end of period			
	Level 1 fair value Value measurement	Level 2 fairness Value measurement	Level 3 fair value Value measurement	add up the total
<b>I. Ongoing fair value measurement measure word</b>				
(i) Financial assets held for trading		20,000,000.00		20,000,000.00
1. Financial assets at fair value through profit or loss liabilities				
(1) Investments in debt instruments				
(2) Investments in equity instruments				
(3) Derivative financial assets				
2. Designation at fair value through profit or loss Financial assets with benefits				
(1) Investments in debt instruments				
(2) Investments in equity instruments				
(ii) Other debt investments		211 / 426		
(iii) Other equity instruments supply			25,850,000.00	25,850,000.00
(iv) Investment property				

be in debt				
Of which: trade debt issued deed (i.e. title deeds)				
Derivative financial liabilities				
the rest				
2. Designated as at fair value through profit or loss financial liability				
<b>Continuously measured at fair value Total liabilities</b>				
<b>II. Non-continuing fair values metrological</b>				
(i) Assets held for sale				
<b>Not continuously measured at fair value total assets</b>				
<b>Not continuously measured at fair value Total liabilities</b>				

## 2. Basis for determining the market value of continuing and discontinued Level 1 fair value measurement items

√Applicable Not applicable

The fair value of investments in listed other equity instruments is determined based on the closing price on the last trading day of the publicly traded market.

## 3. Continuing and discontinued Level 2 fair value measurements, qualitative and quantitative information on valuation techniques used and significant parameters

√Applicable

□Not

applicableNone

## 4. Continuing and discontinued Level 3 fair value measurements, qualitative and quantitative information on valuation techniques used and significant parameters

√Applicable Not applicable

The fair value of the Company's trading financial assets and receivables financing is first based on a materiality judgement as to whether the carrying value is representative of the fair value of the financial assets and receivables.

fair value; if the carrying value is not representative of the fair value, the fair value at the end of

the period is determined by a reasonable methodology prescribed by accounting standards.

Other equity instruments held by the Company other than those measured using Level 1 fair value that do not constitute control, joint control, significant

The fair value of equity investments that are impacted and not quoted in an active market at the end of the period is determined by a reasonable method prescribed by accounting standards.

**5. Ongoing Level 3 fair value measurements, information on reconciliations between opening and closing book values and sensitivity analysis of unobservable parameters**

☐Applicable   ☒Not applicable

**6. Ongoing fair value measurement items that were converted between levels during the period, the reasons for the conversion and the policy for determining the point of conversion**

☐Applicable   ☒Not applicable

**7. Changes in valuation techniques that occurred during the period and the reasons for those changes**

☐Applicable   ☒Not applicable

**8. Fair value of financial assets and financial liabilities not measured at fair value**

☒Applicable   ☐Not applicable

Financial assets and liabilities not measured at fair value consist primarily of receivables, prepayments, short-term loans, payables, advance receipts, non-current liabilities due within one year and long-term loans.

The difference between the carrying amount and the fair value of the above financial assets and liabilities not measured at fair value is insignificant.

## 9. Other

☐Applicable ☒Not applicable

## XII, RELATED PARTIES AND RELATED TRANSACTIONS 1.

### Parent company of the Company

☒Applicable ☐Not applicable

Unit: RMB 10,000

Parent company name	registered office	Nature of business	registered capital	Parent company's shareholding in the enterprise (%)	Proportion of voting rights of the parent company in the enterprise (%)
Hongdou Group has limited company	Wuxi	investment holding	155,061.50	50.34	52.20
Description of the enterprise's parent company: Wuxi Hongdou International Investment Co., Ltd. directly holds 50.34 per cent of the equity interests in the Company and indirectly holds 1.86 per cent of the equity interests in the Company through Wuxi Hongdou International Investment Co.					

Co.

The ultimate controlling parties of the enterprise are Zhou Yaoting, Zhou Haijiang, Zhou Haiyan, Gu Cui and Liu Lianhong Other notes: not have

## 2. Information on the Company's subsidiaries

Details of the Company's subsidiaries are set out in the notes

☒Applicable ☐Not applicable

Details of the Company's subsidiaries are set out in Note IX.1, Interests in Subsidiaries.

## 3. Joint ventures and associates of the enterprise

Details of significant joint ventures or associates of the enterprise are set out in the notes

☒Applicable ☐Not applicable

For details of significant joint ventures or associates of the enterprise, see Note IX.3 (1)

Significant joint ventures or associates

Other joint ventures or associates that had related party transactions with the Company during the period, or had balances arising from related party transactions with the Company in prior

periods, are as follows

☒Applicable ☐Not applicable

Name of joint venture or associate	Relationship with the enterprise
Hongdou Group Finance Co.	associated company
Wuxi Hongdou Sports Technology Co.	associated company
Wuxi Hongdou Wind Energy Technology Co.	associated company

☐Applicable ☒Not Applicable

#### 4. Other related parties

√Applicable □Not applicable

Name of other related parties	Relationship between other related parties and the Company
South China Red Bean Holdings Limited	Same controlling shareholder
Jiangsu Hongdou Industry Co.	Same controlling shareholder
Wuxi Hongduanzhuang Conference Centre Co.	Same controlling shareholder
Wuxi Red Bean Home Apparel Co.	Same controlling shareholder
Hongdou Group Wuxi Travel Agency Co.	Same controlling shareholder
Jiangsu Hongdou Industrial Internet Co.	Same controlling shareholder
Jiangsu Hongdou International Development Co.	Same controlling shareholder
Red Bean Group Wuxi Red Bean Training Co.	Same controlling shareholder
Hongdou Group Wuxi Hongdou Children's Clothing Co.	Same controlling shareholder
Hongdou Group Hongdou Home Textile Co.	Same controlling shareholder
Wuxi Xishang Media Co.	Same controlling shareholder
Jiangsu Redbud Health Technology Co.	Same controlling shareholder
SIHANOUKVILLE SPECIAL ECONOMY ZONE CO.,LTD.	Same controlling shareholder
Wuxi Tongyuan Plastic Products Co.	Same ultimate controlling party
Wuxi Hongdou Packaging & Decoration Printing Co.	Same ultimate controlling party
Wuxi Houshu Sewage Treatment Co.	Same ultimate controlling party
Wuxi Hongdou Home Textile Sales Co.	Same ultimate controlling party
Jiangsu Hongri Photovoltaic Agriculture Co.	Same ultimate controlling party
Hongdou Telecom Co.	Same ultimate controlling party
Hongdou Group Wuxi Far East Garment Co.	Same ultimate controlling party
Jiangsu Redbud Pharmaceutical Co.	Same ultimate controlling party
Wuxi Hongdou Commercial Management Co.	Same ultimate controlling party
Jiangsu Hongdou Electric Power Engineering Technology Co.	Same ultimate controlling party
Wuxi Su Clothing Co.	Same ultimate controlling party
Wuxi Hongdou Property Co.	Same ultimate controlling party
Wuxi Hongdou Men's Clothing Co.	Same ultimate controlling party
Wuxi Hongdou Women's Clothing Co.	Same ultimate controlling party
Wuxi Hongfu Clothing Sales Co.	Same ultimate controlling party
Shenzhen Hongdou Wearable Intelligent Technology Co.	Same ultimate controlling party
Wuxi Yew Pharmaceutical Co.	Same ultimate controlling party
Wuxi Hongdou Property Company Limited Donggang Second Branch	Same ultimate controlling party
Wuxi Hongdou Cross-border E-commerce Trading Co.	Same ultimate controlling party
Wuxi Hongdou Sports Technology Co.	Same ultimate controlling party
Wuxi Red Bean Home Apparel Sales Co.	Same ultimate controlling party
Jiangsu Yangtze River Delta Textile & Clothing Inspection Co.	Same ultimate controlling party
Wuxi Hongdou Textile & Garment Co.	Same ultimate controlling party
Jiangsu Red Bean Pine Chinese Medicine Drinking Tablets Co.	Same ultimate controlling party

Other  
notes nil

## 5. Related transactions

### (1). Statement of Purchase of Goods/Acceptance of Labour in Connected Transactions of Purchase and Sale of Goods, Provision and Acceptance of Labour

√Applicable □Not applicable

Unit: RMB 10,000

related party	Contents of connected transactions	Current period's incidence	Amount of transactions approved Degree (if applicable)	Whether the transaction is exceeded Amount (if applicable)	Prior period's incidence
Southern Red Bean Holdings limited company	vapour	6,016.49	9,500.00	clogged	9,311.22
Southern Red Bean Holdings limited company	electrical power	5,855.62	8,000.00	clogged	7,831.91
Wuxi Tongyuan Plastic Products Co. department (under a ministry)	Matting, packaging film, bags	683.08	1,600.00	clogged	1,538.07
Jiangsu Hongdou Electric Power Engineering Technology Co. firms	Switchgear/ele ctrical installation	22.29	inapplicable		111.65
Jiangsu Hongri Photovoltaic Agricultural Company Limited	electrical power	232.63	200.00	be	197.30
Jiangsu Hongdou Industry corporation	Clothing, water	92.17	200.00	clogged	127.89
Wuxi Hongdouzhu ang Conference Centre Limited firms	Catering, accommodation	51.88 217 / 426	80.00	clogged	40.38



Jiangsu Hongdou Industrial Internet Co. department (under a ministry)	Informatisation development	225.44	550.00		236.18
Wuxi Red Bean Home clothing company	outfits	--	inapplicable		0.32
Wuxi red bean men Ltd.	outfits	0.65	inapplicable		4.07
Wuxi Hongwang Clothing sales company	outfits	0.05	inapplicable		--
Wuxi Hongdou Wanhua Cheng Commercial Management Co. limited company	property cost	0.23	inapplicable		--
Jiangsu Yangtze River Delta Textile and Clothing Inspection limited company	inspection fee	0.09	inapplicable		0.17
Wuxi Hongfu Clothing sales company	outfits	19.26	inapplicable		15.31
Wuxi red bean home apparel sales limited firms	outfits	31.66	inapplicable		11.65
Wuxi Hongdou Sports science and technology limited company	Masks, isolation gowns	--	inapplicable		3.63
Wuxi Hongdou Property Co. Branch 2	property management costs	--	inapplicable		0.22

Wuxi Hongdou Commercial management company	communication costs	3.98	inapplicable		1.05
Shenzhen Hongdou Wearable Intelligent Technology Co. firms	Eye protectors, running suits, massage pillows	0.28	inapplicable		0.36
Wuxi Xishang Media limited company	advertising cost	--	inapplicable		4.95
Wuxi Yew Pharmaceutical limited company	medicines	0.03	inapplicable		6.19
Wuxi Hongdou Cross-border E-commerce Trade Co. firms	hospitality	0.44	inapplicable		0.13
Jiangsu Taihu Cambodia International Economic Co-operation Zone Investment Co. firms	Cashew Nut Gift Box	0.12	inapplicable		--
SIHANOUKVILLE SPECIAL ECONOMY ZONE THERMAL POWER CO., LTD.	electricity	2.91	\$20,000	clogged	--

Jiangsu Red Bean Pine Traditional Chinese Medicine Drinking Tablets Co. department (under a ministry)	(traditional) Chinese medicine	0.47	not applicable		--
---	--------------------------------	------	----------------	--	----

Statement of sale of goods/provision of labour

☒Applicable ☐Not applicable

Unit: RMB 10,000

related party	Contents of connected transactions	Current period's incidence	Prior period's incidence
Jiangsu Hongdou Industry Co. firms	tyres	0.92	1.33
Wuxi Tongyuan Plastic Products Co. limited company	waste products	161.47	338.82
Wuxi Hongdou Packaging and Decoration Printing limited company	waste products	675.76	994.39
Wuxi Hongrui New Energy Co. firms	house	21.75	--
Wuxi Hongyu New Energy Co. firms	house	9.41	--
Description of connected transactions for the purchase and sale of goods and the provision and acceptance of services			
Applicable <input checked="" type="checkbox"/> Not Applicable			
Jiangsu Hongdou Engineering Technology limited company	commissioning fee	295.28	--

(2) Affiliated Fiduciary Management/Contracting and Delegated Management/Contracting Out The

Company's fiduciary

management/contracting table:

☐Applicable ☒Not Applicable

Affiliated hosting/contracting statement

☐Applicable ☒Not Applicable

Table of the Company's entrusted management/contracting

☐Applicable ☒Not Applicable

Affiliated management/contracting statement

☐Applicable ☒Not Applicable**(3). Related****Leases The**

Company acts as

the lessor:

☒Applicable ☐Not applicable

Unit: RMB 10,000

Name of lessee	Types of leased assets	Lease income recognised in the period	Lease income recognised in prior period
Wuxi Hongrui New Energy The Source Ltd.	house	21.75	--
Wuxi Hongyu New Energy The Source Ltd.	house	9.41	--

The Company as lessee:

√Applicable □Not applicable

Unit: RMB 10,000

Name of lessor	Types of leased assets	Simplified treatment of short-term leases and leases of low-value assets Rental costs (if applicable)		Variable lease payments not included in the measurement of the lease liability (if applicable)		Rent paid		Interest expense on lease liabilities assumed		Increased right-to-use assets	
		Occurrence during the period horizontal tablet or inscribed board	Prior period occurrences horizontal tablet or inscribed board	Occurrence during the period horizontal tablet or inscribed board	Prior period occurrences horizontal tablet or inscribed board	Occurrence during the period horizontal tablet or inscribed board	Prior period occurrences horizontal tablet or inscribed board	Occurrence during the period horizontal tablet or inscribed board	Prior period occurrences horizontal tablet or inscribed board	Occurrence during the period horizontal tablet or inscribed board	Prior period occurrences horizontal tablet or inscribed board
Jiangsu Hongdou International Development Limited	house	30.95	92.27			33.73	100.57				
Wuxi Su Clothing limited company	house		12.32				12.94				
Wuxi Hongdou Textile clothing company	house	144.58	84.58			124.21	88.93				
Wuxi Red Bean Home Textile sales company	house		99.09				104.04				
Jiangsu Hongdou Industry corporation	house	3.35	9.33			9.80	9.80	1.20		23.80	

**(4). Related****Guarantees The**

Company as

Guarantor

Unit: RMB 10,000

Currency: RMB

<input checked="" type="checkbox"/> Applicable <input type="checkbox"/> Not applicable party	Amount of guarantee	Guarantee start date	warranty expiry date	Whether the guarantee has been fulfilled the whole of
General Rubber (Thailand) limited company	40,280.00	2020/5/18	2026/10/27	clogged
General Rubber (Thailand) limited company	19,334.00	2020/5/18	2026/10/30	clogged
General Rubber (Thailand) The Company as limited company	23,036.00	2020/5/18	2026/10/27	clogged

Guaranteed Party

Unit: RMB 10,000

Currency: RMB

<input checked="" type="checkbox"/> Applicable <input type="checkbox"/> Not applicable party	Amount of guarantee	Guarantee start date	warranty expiry date	Whether the guarantee has been fulfilled the whole of
Hongdou Group Co. department (under a ministry)	40,280.00	2020/5/18	2026/10/27	clogged
Hongdou Group Co. department (under a ministry)	40,000.00	2020/5/18	2023/5/17	clogged
Hongdou Group Co. department (under a ministry)	37,000.00	2020/9/23	2026/9/22	clogged
Hongdou Group Co. department (under a ministry)	37,000.00	2021/6/29	2025/6/29	clogged
Hongdou Group Co. department (under a ministry)	36,500.00	2022/2/11	2025/2/11	clogged
Hongdou Group Co. department (under a ministry)	30,000.00	2021/12/16	2024/12/15	clogged
Hongdou Group Co. department (under a ministry)	23,036.00	2020/5/18	2026/10/27	clogged

Hongdou Group Co. department (under a ministry)	4,000.00	2021/2/1	2023/11/16	clogged
Hongdou Group Co. department (under a ministry)	2,380.00	2022/12/16	2023/3/16	clogged
Hongdou Group Co. department (under a ministry)	2,000.00	2022/1/18	2023/3/17	clogged
Hongdou Group Co. department (under a ministry)	1,970.95	2022/11/29	2023/5/29	clogged
Hongdou Group Co. department (under a ministry)	1,940.79	2022/11/22	2023/2/22	clogged
Hongdou Group Co. department (under a ministry)	1,000.00	2022/12/30	2023/3/28	clogged
Hongdou Group Co. department (under a ministry)	844.00	2022/10/27	2023/2/27	clogged
Hongdou Group Co. department (under a ministry)	809.60	2022/10/20	2023/4/20	clogged
Hongdou Group Co. department (under a ministry)	630.70	2022/8/8	2023/2/8	clogged
Hongdou Group Co. department (under a ministry)	619.50	2022/7/13	2023/1/13	clogged
Hongdou Group Co. department	594.77	2022/9/20	2023/3/20	clogged

(under a ministry)				
Hongdou Group Co. department (under a ministry)	450.00	2022/7/26	2023/1/16	clogged
Hongdou Group Co. department (under a ministry)	300.00	2022/10/18	2023/4/18	clogged
Hongdou Group Co. department (under a ministry)	300.00	2022/11/10	2023/5/10	clogged
Hongdou Group Co. department (under a ministry)	300.00	2022/12/16	2023/6/16	clogged
Hongdou Group Co. department (under a ministry)	227.20	2022/9/20	2023/1/16	clogged
Hongdou Group Co. department (under a ministry)	217.00	2022/10/20	2023/2/20	clogged
Hongdou Group Co. department (under a ministry)	175.00	2022/8/10	2023/2/10	clogged
Hongdou Group Co. department (under a ministry)	171.45	2022/12/13	2023/3/13	clogged
Hongdou Group Co. department (under a ministry)	152.00	2022/11/17	2023/2/17	clogged
Hongdou Group Co. department (under a ministry)	92.00	2022/10/25	2023/1/17	clogged



Hongdou Group Co. department (under a ministry)	63.73	2022/9/28	2023/3/28	clogged
---	-------	-----------	-----------	---------

Description of related guarantees

☐Applicable ☒Not Applicable

**(5). Related party funds borrowing**

☐Applicable ☒Not Applicable

**(6). Transfer of assets and restructuring of liabilities by related parties**

☐Applicable ☒Not Applicable

**(7). Compensation of key management personnel**

☒Applicable ☐Not applicable

sports event	Current period's incidence	Unit: RMB 10,000	Currency:
		RMB	Prior period's incidence
Compensation of key management personnel	831.30		904.69

**(8). Other connected transactions**

☒Applicable ☐Not applicable

In February 2022, the Company entered into an agreement with Jiangsu Hongdou Industry Company Limited (hereinafter referred to as "Hongdou Share") to transfer 20% equity interest in Hongdou Sports Science and Technology Company held by the Company to Hongdou Share at a price of RMB4,436,200. On 4 March 2022, the registration of industrial and commercial changes was completed in Hongdou Sports Science and Technology Company registration of industrial and commercial changes, and after the completion of the transaction, the Company no longer held equity interests in Hongdou Sports Science and Technology Company.

② In July 2022, the Company acquired 20% equity interest in Red Sun Wind Energy at NT\$0 (contribution of NT\$10 million, as of the end of the reporting period).

As at the date of disclosure of this report, Red Sun Wind Energy has completed the registration procedures for the corresponding industrial and commercial changes.

**③ Deposits and loans with Hongdou Group Finance Company Limited Unit: RMB million**

related party	Project name	Closing balance/current period's incidence	Opening balance/prior period's incidence
Hongdou Group Finance Co.	Bank deposits -- demand deposit balances	18,840.50	3,009.56
Hongdou Group Finance Co.	Bank deposits -- principal of time deposits	20,000.00	38,500.00
Hongdou Group Finance Co.	Bank deposits -- interest receivable on time deposits	350.00	21.39
Hongdou Group Finance Co.	Other monetary funds - margin balance	610.80	4,898.02
Hongdou Group Finance Co.	Other monetary funds - interest receivable on deposits	4.70	18.24
Hongdou Group Finance Co.	note payable	12,849.49	16,326.72

**6. Receivables and  
payables from related  
parties (1). Items  
receivable**

√Applicable   Not applicable

Unit:RMB 10,000   Currency:RMB

Project name	related party	Closing balance	Opening balance
-----------------	------------------	--------------------	--------------------

		Carrying amount	provision for bad debts	Carrying amount	provision for bad debts
Prepayments	Hongdou Telecom has limited company	0.70		0.84	
Prepayments	Wuxi Afu Network Information Co. firms	0.2			
accounts receivable	Wuxi Hongdou Packaging and Decoration Printing limited company	39.59			
accounts receivable	Hongdou Group Hongdou Home Textile Co. firms	0.03			
accounts receivable	Wuxi red bean home apparel sales limited company	0.17			

**(2). Items payable**

√Applicable Not applicable

Unit:RMB 10,000 Currency:RMB

Project name	related party	Closing book balance	Opening balance
accounts payable	South China Red Bean Holdings Limited	63.76	1,600.51
accounts payable	Wuxi Houshu Sewage Treatment Co.	20.46	8.98
accounts payable	Wuxi Tongyuan Plastic Products Co. department (under a ministry)	219.51	294.46
accounts payable	Wuxi Hongdou Packaging & Decoration Printing Co. firms	13.62	21.53
accounts payable	Wuxi Hongdou Home Textile Sales Co.	0.56	0.62
accounts payable	Jiangsu Hongri Photovoltaic Agriculture Co.	15.08	16.70
accounts payable	Wuxi Hongdouzhuang Conference Centre Limited firms	0.00	0.38
accounts payable	Hongdou Group Wuxi Hongdouxuan training have	0.58	0.06

accounts payable	SIHANOUKVILLE SPECIAL ECONOMY ZONE CO.,LTD	0.10	--
Other accounts payable	Wuxi Hongdou Packaging & Decoration Printing Co. firms	82.00	83.80
Other accounts payable	Jiangsu Hongdou Electric Power Engineering Technology Co. firms	3.00	2.00

**7. Related party commitments**

☐Applicable ☒Not applicable

**8. Other**

☐Applicable ☒Not applicable

**XIII. Share-based payment****1. Share-based payments in general**

☐Applicable ☒Not Applicable

**2. Equity-settled share-based payments**

☐Applicable ☒Not Applicable

**3. Cash-settled share-based payments**

☐Applicable ☒Not Applicable

**4. Modification and termination of share-based payments**

☐Applicable ☒Not applicable

**5. Other**

☐Applicable ☒Not applicable

**XIV,  
COMMITMENTS AND  
CONTINGENCIES 1.**

**Material  
commitments**

☐Applicable ☒Not Applicable

**2. Contingencies****(1). Significant contingencies existing at the balance sheet date**

☒Applicable ☐Not applicable

As at 31 December 2022, the Company had no material contingencies other than the following external

secured party	secured party	Amount of guarantee (\$)	Guarantee start date	warranty expiry date	Has the guarantee been Completed
Jiangsu General Technology corporation	Sichuan Louis Tyre Co. responsible company	10,000,000.00	2022/10/28	2023/4/26	clogged
Jiangsu General Technology	Sichuan Xinshutong Tyre	8,000,000.00	2022/8/23	2023/2/17	clogged

corporation	limited company				
Jiangsu General Technology corporation	Hunan Kairen Technology Development limited company	4,500,000.00	2022/11/4	2023/4/28	clogged

**(2). There are no material contingencies that the company is required to disclose, which should also be stated:**

☐Applicable ☒Not applicable

### 3. Other

☐Applicable ☒Not applicable

## XV. Events after the balance sheet date

### 1. Significant non-adjusting events

☒Applicable ☐Not applicable

By the China Securities Regulatory Commission "on the approval of Jiangsu General Technology Co., Ltd. non-public offering of shares of the approval of the reply

(Securities and Futures Commission Licence [2022] No. 2404), the Company issued 292,528,735 shares in March 2023 to certain parties.

The par value of each share was RMB1, increasing the share capital by RMB292,528,735 and the share capital after the issue was increased to RMB1,581,123,135.

### 2. Distribution of profits

☒Applicable ☐Not applicable

Unit: Yuan Currency: RMB

Profit or dividend to be distributed	47,433,694.05
Profits or dividends declared after consideration and approval	47,433,694.05

### 3. Sales returns

☐Applicable ☒Not Applicable

### 4. Description of other post-balance sheet events

☐Applicable ☒Not applicable

## OTHER MATTERS OF IMPORTANCE 1.

Correction of prior period accounting errors (1).

Retrospective restatement method

☐ Applicable ✓

Not Applicable

**(2). Future  
application  
method**

☐ Applicable

✓ Not applicable

**2. Debt  
restructuring**

☐ Applicable ✓ Not Applicable

**3. Asset replacement**

**(1). Non-monetary exchange of assets**

☐ Applicable ✓ Not applicable



## (2). Other asset replacement

☐Applicable ☒Not applicable

## 4. Annuity schemes

☐Applicable ☒Not Applicable

## 5. Termination of operations

☐Applicable ☒Not Applicable

## 6. Segment information

### (1). Basis for determining reportable segments and accounting policies

☒Applicable ☐Not applicable

In accordance with the Company's internal organisational structure, management requirements and internal reporting system, the Company's operating business has not been classified into operating segments with no disclosure of relevant information in view of the high degree of similarity in the Company's economic characteristics.

### (2). Financial information on reportable segments

☐Applicable ☒Not applicable

### (3). If the company has no reportable segments, or if it cannot disclose the total assets and total liabilities of each reportable segment, it should explain why

☐Applicable ☒Not applicable

### (4). Other notes

☐Applicable ☒Not applicable

## 7. Other significant transactions and events affecting investors' decisions

☐Applicable ☒Not applicable

## 8. Other

☐Applicable ☒Not applicable

### XVII, Notes to the financial statements of the Parent Company on major items 1. Accounts receivable

#### (1). Disclosure by age

☒Applicable ☐Not applicable

Unit: Yuan Currency: RMB

age of acco unts	Closing book balance
Within 1 year	
Of which: within 1 year	
Within 1 year (accounts receivable from related parties within the scope of consolidation)	227 / 426 3,224,550.71
Less than 1 year (age group)	587,560,916.07
Subtotal less than 1 year	590,785,466.78
1 to 2 years	107,117,576.64

add up the total	722,524,019.6
---------------------------	---------------

## (2). Disclosure by bad debt accrual method

√Applicable □Not applicable

Unit: Yuan Currency: RMB

form	Closing balance					Opening balance				
	Carrying amount		provision for bad debts		book value	Carrying amount		provision for bad debts		book value
	sum of money	Proportion (%)	sum of money	Accrual ratio (%)		sum of money	Proportion (%)	sum of money	Percentage of accruals (%)	
Provision of bad debts on individual items allowance										

Among them:

Provision of bad debts by portfolio allowance	Provision for bad debts is made on an individual basis: □Applicable √Not Applicable									
	Provision for bad debts is made on a portfolio basis: √Applicable □Not applicable									
	Portfolio accruals: ageing portfolio									

Unit: Yuan Currency: RMB

Among them:		Closing balance								
Ageing portfolio	719,299.46 (99.55%)	48,010.97 (6.67%)	671,288.43 (93.33%)	168,365.47 (25.07%)	80.00 (0.01%)	37,728.94 (5.62%)	5.62 (0.01%)	635,678.89 (94.38%)		
Accounts receivable from related parties	3,224,550.71 (0.71%)	—	3,224,550.71 (44.94%)	168,365.47 (2.41%)	20.00 (0.00%)	—	—	168,365.47 (2.41%)		
	Within 1 year		587,560,916.07	29,378,045.80			5.00			
	1 to 2 years		107,117,576.64	10,711,757.66			10.00			
	2 to 3 years		18,810,880.16	3,762,176.03			20.00			

More than 5 years	2,507,894.47	2,507,894.47	100.00
add up the total	719,299,468.89	48,010,974.74	6.67

Criteria and description of recognition of bad debts by portfolio:

☐Applicable ☒Not Applicable

If bad debt provisioning is based on the general model of expected credit losses, please refer to the disclosure of other receivables:

☐Applicable ☒Not Applicable

### (3). Provision for bad debts

☒Applicable ☐Not applicable

Unit: Yuan Currency: RMB

form	Opening balance	Amount of change during the period				Closing balance
		make provision for (capital requirements)	Recovery or melodic inversion (in music)	Write-offs or audit and write off	other variables act	
of which the amount of bad debt provisions recovered or reversed during the period is significant:						
<input type="checkbox"/> Applicable <input checked="" type="checkbox"/> Not Applicable						
(4) Actual accounts receivable written off during the period	48,010,974.74					48,010,974.74
add up the total	37,728,941.74	10,282,033.00				48,010,974.74
Of which significant accounts receivable write-offs						
<input type="checkbox"/> Applicable <input checked="" type="checkbox"/> Not Applicable						

### (5). Top five accounts receivable by party owed at the end of the period

☒Applicable ☐Not applicable

Unit: Yuan Currency: RMB

Name of unit	Closing balance	Percentage of closing balance of accounts receivable Proportion of total (%)	Closing balance of provision for bad debts
Unit 1	57,226,740.69	7.92	2,861,337.03
Unit 3	31,860,763.82	4.41	1,593,038.19
Unit 4	30,086,333.92	4.16	1,504,316.70
Unit 5	28,360,768.14	3.93	1,418,038.41
Unit 6	18,222,981.71	2.52	1,011,427.07
Other			
add up the total	165,757,588.28	22.94	8,388,157.40

### (6). Receivables derecognised as a result of a transfer of a financial asset

☐Applicable ☒Not applicable

### (7). Amounts of assets and liabilities resulting from the transfer of accounts receivable with

**continuing involvement**

☐Applicable ☒Not applicable

Other notes:

☐Applicable ☒Not Applicable

**2.****Presentation  
of other  
accounts  
receivable  
items**☒Applicable ☐Not applicable

Unit: Yuan Currency: RMB

sports event	Closing balance	Opening balance
Other receivables	25,363,917.70	77,385,241.55
add up the total	25,363,917.70	77,385,241.55

Other notes:

☐Applicable ☒Not Applicable**Interest receivable****(1). Classification of interest receivable**☐Applicable☒Not

Applicable (2).

**Significant  
overdue interest**☐Applicable ☒Not Applicable**(3). Provision for bad debts**☐Applicable ☒Not Applicable

Other notes:

☐Applicable ☒Not Applicable**Dividends  
receivable****(1).****Dividends  
receivable**☐Applicable ☒Not Applicable**(2). Significant dividend receivables aged over 1 year**☐Applicable ☒Not Applicable**(3). Provision for bad debts**☐Applicable ☒Not Applicable

Other notes:

☐Applicable ☒Not Applicable

**Other receivables****(1). Disclosure by age**

√Applicable □Not applicable

Unit: Yuan Currency: RMB

age of acco unts	Closing book balance
Within 1 year	
Of which: within 1 year	
Within 1 year	1,199,500.00
Subtotal less than 1 year	1,199,500.00
1 to 2 years	21,687,128.00

add up the total	22,886,628.00
---------------------------	---------------

## Unit: Yuan    Currency: RMB

Unit: Yuan	Currency: RMB
√Applicable □Not applicable	
Nature of payment	
Receivables from equipment	21,571,484.00
Deposits and Guarantees	1,235,144.00
reserve fund	80,000.00
add up the total	22,886,628.00
	77,774,112.11

## Unit: Yuan    Currency: RMB

<input checked="" type="checkbox"/> Applicable / <input type="checkbox"/> Not applicable	Phase I	Phase II	Phase III	
provision for bad debts	Expected credit losses for the next 12 months	Expected credit losses (no credit impairment) over lifetime	Expected credit losses over lifetime (credit impairment incurred)	add up the total
Remaining 1 January 2022 horizontal tablet or inscribed board	388,870.56			388,870.56
Remaining 1 January 2022 Amount for the current period				
--Transfer to Phase II	-108,435.64	108,435.64		
--Transferred to phase III				
--Transfer back to phase II				
--Return to phase I				
Provision for the current period		2,060,277.16		2,060,277.16
Reversal during the period	274,437.42			274,437.42
Write-offs during the period				
The amount of provision for bad debts in the current period and the basis used to assess whether there is a significant increase in the credit risk of a financial instrument:				
Other changes				
31st December 2022 balances	5,997.50	2,168,712.80		2,174,710.30

**(4). Provision for bad debts**√Applicable ☐Not applicable

Unit: Yuan Currency: RMB

form	Opening balance	Amount of change during the period				Closing balance
		make provision for (capital requirements)	Recovery or reversal	Write-off or write- off melt (metal)	Other changes	
provision for bad debts	388,870.56	2,060,277.16	274,437.42			2,174,710.30



add up the total	388,870.56	2,060,277.16	274,437.42			2,174,710.30
---------------------	------------	--------------	------------	--	--	--------------

Of these, the amount of provision for bad debts reversed or recovered during the period is significant:

☐Applicable ☒Not Applicable

**(5). Other receivables actually written off during the period**

☐Applicable ☒Not Applicable

**(6). Top five other receivables with closing balances, by party owed to them**

☒Applicable ☐Not applicable

Unit: Yuan Currency: RMB

Name of unit	Nature of payments	Closing balance	age of accounts	Percentage of total closing balance of other receivables Proportion (%)	Closing balance of provision for bad debts
Shenyang Lanying Industrial Automation Equipment Co. firms	Receivables from equipment	18,200,000.00	1-2 years	66.09	1,820,000.00
General Tyre Technology (Cambodia) limited company	Related party transactions	4,652,000.00	Within 1 year	16.89	--
Gotech International Meter (Shanghai) limited company	margin (in derivative trading)	1,000,000.00	Within 1 year	3.63	5,000.00
<b>(7). Receivables relating to government grants</b>					
<input type="checkbox"/> Applicable <input checked="" type="checkbox"/> Not Applicable					
Heilongjiang Sanjie Technology Co. department (under a ministry)	Receivables from equipment	889,000.00	1-2 years	3.23	88,900.00
<b>(8). Derecognition of other receivables due to transfer of financial assets</b>					
<input type="checkbox"/> Applicable <input checked="" type="checkbox"/> Not applicable					
<b>(9). Amounts of assets and liabilities resulting from the transfer of other receivables with continuing involvement</b>					
Wuxi Shuangxia Rubber & Plastic Machinery Co. firms	Receivables from equipment	827,884.00	1-2 years	3.01	82,788.40
<input type="checkbox"/> Applicable <input checked="" type="checkbox"/> Not applicable					
Other Notes:					
<input type="checkbox"/> Applicable <input checked="" type="checkbox"/> Not applicable					
add up the total	/	25,568,884.00	235 / 426 /	92.85	1,996,688.40

### **3. Long-term equity investments**

√Applicable ☐Not applicable

Unit: Yuan Currency: RMB

sports event	Closing balance			Opening balance		
	Carrying amount	impaired amount all allowance provided	book value	Carrying amount	impaired amount all allowance provided	book value
(1). Investments in subsidiaries						
	√Applicable investee (in applicable finance)	□Not Opening balance	or equip	Increase during the period	Decrease during the period	Closing balance
To subsidiaries investors	1,742,041,881.17			1,742,041,881.17	1,382,695,005.17	
For associates, joint ventures investors	431,864,984.02			431,864,984.02	424,559,650.95	
Pegasus add up the total	2,173,906,865.19	445,246.67		2,173,906,865.19	1,807,254,656.12	445,246.67
Easy Company Limited						
Wuxi Qianlima Technology Co. department (under a ministry)	80,000,000.00				80,000,000.00	
Wuxi Jiuchengto ng Rubber Trading Co. limited company	3,000,000.00				3,000,000.00	
General Rubber (United States) has limited company	6,453,300.00				6,453,300.00	
General Rubber (Thailand) has	1,291,776,458.50		11,500,000.00		1,303,276,458.50	

Unit: Yuan Currency: RMB

**(2). Investments in  
associates, joint  
ventures**

Annual Report  
2022

---

Unit: Yuan    Currency: RMB

√Applicable    □Not  
applicable

invest- ment unit	Ope- ning bala- nce	Increase/decrease during the period								Clos- ing bala- nce	Closing balance of provision for impairme- nt
		Addi- tional invest- ments	Red- uce- d invest- ment	Inve- stm- ent loss- es reco- gnis- ed und- er the equi- ty met- hod all the more	Adju- stm- ents to othe- r com- preh- ensi- ve inco- me	Oth- er cha- nge s in equi- ty	Decl- arati- on of cash divid- end- s or profi- ts sleek	mak- e prov- ision for impair- ment	the rest		
I. Joint ventures											
Subtotal											
II. Associated enterprises											
Wuxi Hongdou Sports Technology limited company	8,33 4,30 5.16		4,76 0,35 3.98	324,0 48.82			3,898 ,000. 00				
Hongdou Group Finance Co.	386. 686. 173. 73			21,19 8,879 .08	4,48 8,45 7.65		18,71 8,000 .00			393,655 ,510.46	
Tianjin Yiyi Feng Xihang Investment Partnership (Limited Partnership) (group)	29,5 39,1 72.0 6			7,955 ,392. 62						37,494. 564.68	
Wuxi Red Sun Wind Energy Technology limited		1,30 0,00 0.00		-585. 091.1 2						714,908 .88	

company											
Subtotal	424. 559, 650. 95	1,30 0,00 0.00	4,76 0,35 3.98	28,89 3,229 .40	4,48 8,45 7.65		22,61 6,000 .00			431,864 ,984.02	
add up the total	424. 559, 650. 95	1,30 0,00 0.00	4,76 0,35 3.98	28,89 3,229 .40	4,48 8,45 7.65		22,61 6,000 .00			431,864 ,984.02	

Other  
notes: none

#### 4. Operating income and operating costs

##### (1). Operating revenues and operating costs

√Applicable Not applicable

Unit: Yuan Currency: RMB

sport s even t	Current period's incidence		Prior period's incidence	
	incomes	(manufacturing, production etc) costs	incomes	(manufacturing, production etc) costs
Main business	2,059,458,978.27	1,984,198,640.89	3,007,500,487.96	2,824,104,163.20
Other business	311,417,554.38	275,681,595.43	111,801,032.44	95,214,587.12
add up the total	2,370,876,532.65	2,259,880,236.32	3,119,301,520.40	2,919,318,750.32

## (2). Status of revenue generated from contracts

☐Applicable ☒Not Applicable

## (3). Description of performance obligations

☐Applicable ☒Not Applicable

## (4). Statement of apportionment to remaining performance obligations

☐Applicable ☒Not Applicable

Other

notes: none

## 5. Investment income

☒Applicable ☐Not applicable

Unit: Yuan Currency: RMB

sport s even t	Current period's incidence	Prior period's incidence
Income from long-term equity investments accounted for under the cost method		
Income from long-term equity investments accounted for by the equity method	28,893,229.40	24,224,957.11
Investment income from disposal of long-term equity investments	-324,153.98	
Investment income during the period in which the financial assets are held for trading all the more		
Investments in other equity instruments acquired during the holding period dividend income		
Interest income earned on debt investments during the holding period		
Interest earned on other debt investments during the holding period incomes		
Investment income from disposal of financial assets held for trading		
Investment income from disposal of investments in other equity instruments all the more		
<b>1. Breakdown of non-recurring gains and losses for the period</b>		
Investment income and disposal of debt investments		
Investment gain on disposal of other debt investments	241 / 426	Unit: Yuan Currency: RMB
Gain on debt restructuring		
Other investment income	229,559.75	232,223.64
add up the	28,798,635.17	24,457,180.75

xviii. additional information

sports event	sum of money	instructions
Gains and losses on disposal of non-current assets	-547,253.10	
Tax refunds that are approved beyond the limits of authority or without official approval documents, remission		
Government grants recognised in profit or loss (closely related to the business of the enterprise, and provided on a fixed or quantitative basis in accordance with uniform national standards) (other than government grants received)	20,983,841.64	
Funds received from non-financial corporations included in current profit or loss occupancy charge		
The cost of investments in subsidiaries, associates and joint ventures acquired by an enterprise is less than its equity in the investee at the time the investment is acquired. Gain arising from the fair value of identifiable net assets of the Group		
Gains and losses on exchange of non-monetary assets		
Gains and losses on entrusted investments or management of assets		
Provision due to force majeure factors such as natural disasters Provision for impairment of individual assets		
Debt restructuring gains and losses		
Business restructuring costs, such as expenditures for relocating employees, integrating cost		
Excess over fair value arising from transactions at significantly unfair prices Gains and losses on the value component		
Subsidiaries resulting from business combinations under the same control Opening to Net gain or loss for the period at the date of consolidation		
Contingencies arising from matters unrelated to the Company's normal business operations profit and loss		



Except for the effective hedging business related to the Company's normal business operations, gains and losses on fair value changes arising from the holding of trading financial assets, derivative financial assets, trading financial liabilities, derivative financial liabilities, and gains and losses on disposal of trading financial assets, derivative financial assets, trading financial liabilities, derivative financial liabilities and other debt investments investment income	229,559.75	
Receivables, contract assets individually tested for impairment		
Reversal of provision for impairment		
Gains and losses on external entrusted loans		
Investments with subsequent measurement using the fair value model		
Gains and losses arising from changes in fair value of real estate		
The current tax and accounting laws and regulations are applied to the current Effect of one-time adjustment to profit or loss for the period on profit or loss for the period		
Custodian fee income earned on trusteeship		
Non-operating income and expenses other than those listed above	4,163,063.96	
Other items of profit or loss that meet the definition of non-recurring profit or loss	187,124.59	
Less: income tax effect	624,025.00	
Effect of minority interests	686.00	
add up the total	24,391,625.84	

For non-recurring gains and losses as defined by the Company in accordance with "Interpretative Announcement No. 1 on Information Disclosure by Companies Issuing Public Securities - Non-Recurring Gains and Losses

Recurring profit and loss items, as well as items defined as recurring profit and loss items listed in "Interpretative Announcement No. 1 on Information Disclosure of Companies Issuing Public Securities - Non-Recurring Profit and Loss" shall be explained.

☐Applicable ☒Not Applicable

## 2. Return on net assets and earnings per share

☒Applicable ☐Not applicable

Profit for the reporting period	Weighted average return on net assets (%)	earnings per share	
		basic earnings per share	diluted earnings per share
Net attributable to ordinary shareholders of the Company margins	0.40	0.01	0.01
Attributable to after extraordinary gains and losses	0.17	0.01	0.01
Net profit of the Company's ordinary shareholders			

## 3. Differences in accounting data under domestic and foreign accounting standards

☐Applicable ☒Not Applicable

## 4. Other

☐Applicable ☒Not applicable

Chairman: Gu

Zui Board of Directors Approval Date of

Submission: 24 April 2023

## revision information

☐Applicable ☒Not Applicable